

The Sun was not born in M 67

Bárbara Pichardo, Edmundo Moreno, Christine Allen

Instituto de Astronomía, Universidad Nacional Autónoma de México, A.P. 70-264, 04510, México, D.F.

Luigi R. Bedin

Space Telescope Science Institute, 3700 San Martin Drive, Baltimore, MD 21218, USA

Andrea Bellini

Dipartimento di Astronomia, Università di Padova, Vicolo dell'Osservatorio 3, 35122 Padova, Italy

Luca Pasquini

European Southern Observatory, Karl-Schwarzschild-Str. 2, 85748 Garching bei München, Germany.

ABSTRACT

Using the most recent proper-motion determination of the old, Solar-metallicity, Galactic open cluster M 67, in orbital computations in a non-axisymmetric model of the Milky Way, including a bar and 3D spiral arms, we explore the possibility that the Sun once belonged to this cluster. We have performed Monte Carlo numerical simulations to generate the present-day orbital conditions of the Sun and M 67, and all the parameters in the Galactic model. We compute 3.5×10^5 pairs of orbits Sun-M 67 looking for close encounters in the past with a minimum distance approach within the tidal radius of M 67. In these encounters we find that the relative velocity between the Sun and M 67 is larger than 20 km/s. If the Sun had been ejected from M 67 with this high velocity by means of a three-body encounter, this interaction would destroy an initial circumstellar disk around the Sun, or disperse its already formed planets. We also find a very low probability, much less than 10^{-7} , that the Sun was ejected from M 67 by an encounter of this cluster with a giant molecular cloud. This study also excludes the possibility that the Sun and M 67 were born in the same molecular cloud. Our dynamical results convincingly demonstrate that M67 could not have been the birth cluster of our Solar System.

Subject headings: (Galaxy): open clusters and associations: individual: NGC 2682 (Messier 67) — Galaxy: structure

1. Introduction

In addition to its intrinsic interest for being the birth place of the only life form we know, the origin of the Solar System provides important constraints to the current paradigms of star and planet formation. Identifying some of the history of the Earth’s climate (ice ages, extinctions, etc.) to our place in the Galaxy, knowing some of the Sun’s orbital dynamic history would shed some light to important matters on different disciplines, not only Astronomy. In this direction, an interesting question is how the stellar birth environment influences the formation and evolution of a planetary system.

Although there is a fraction of stars that was likely formed in isolated environments, studies from the last decades have revealed that most stars were born within groups and clusters (Lada & Lada 1995; Carpenter 2000; Adams & Myers 2001; Lada & Lada 2003; Porras et al. 2003; Allen et al. 2007), and the Sun does not seem to be the exception. There are several indications that the Solar System was formed in a gravitationally bound cluster; these include the observed excitation of the Kuiper belt and the extreme orbital elements of Sedna (Brown et al. 2004) and some other bodies in the Kuiper belt. Moreover, the presence of short-lived radioisotopes in meteorites indicates that the Solar System formed close to at least one massive star (Wadhwa & Russell 2000; Goswami & Vanhala 2000; Meyer & Clayton 2000; Hester et al. 2004; Adams 2010). Several papers have been devoted to investigate the size of this cluster based on the observational constraints posed by our planetary disk, such as the Kuiper belt, which represents a very fragile and restrictive entity.

In a relatively dense star cluster, with a stellar density $\approx 1000 \text{ pc}^{-3}$, the Solar System should be able to survive for as long as 250 Myr before its disruption becomes likely (Adams 2010), which can also be inferred from the fact that the inclination angles of the orbits of Neptune and Uranus are not due to perturbations by flybys (Gaidos 1995). Thus, on one hand, considering the long timescales involved for the Sun to have a mild encounter, it seems necessary that it was formed in a long-lived cluster –which occurs for about 10% of stellar population– (Adams 2010). Only relatively large bound clusters (of more than a thousand stars), are expected to live that long (Kroupa et al. 2001; Lamers et al. 2005). Therefore, the Solar System could have been born in a very large cluster and survive (Scally & Clarke 2001; Mann & Williams 2009), provided, for example, that it spent enough time in the outer regions (Adams 2010). On the other hand, an encounter that took place more than 10 Myr after the Oort cloud started forming, which probably would have occurred in a dense cluster, would have compromised its formation (Levison et al. 2004; Adams 2010). In the past several years, observations have started to place constraints on the plausible distance ranges to clusters in the Solar neighborhood that could have give birth to the Sun (those

within 2 kpc from the Sun). If our parent cluster was relatively small, as others in the Solar neighborhood, it probably contained a few thousand stars, and had a size of a few pc (Adams & Laughlin 2001; Adams 2010). Thus, inferred from the need of a likely nearby supernova explosion, Adams (2010) proposes that the Sun was probably not too far from the cluster center (~ 0.2 pc), where the density is higher and the more massive stars are placed. In his Table 2, Adams (2010) summarizes some Solar System properties and constraints on the Solar birth cluster.

The history of the Sun (and its siblings) in the Galaxy, from its birth to the present has long been a subject of general interest. In this direction, identifying some of the siblings of the Sun would provide a direct observational constraint on its birth cluster, with constraints to the number of stars in the cluster, and even to the IMF if siblings were found over a range of stellar masses (Portegies Zwart 2009; Brown et al. 2010; Bland-Hawthorn et al. 2010).

In his work, Portegies Zwart (2009) considered the constraints of the Sun’s birth cluster and simulated the orbital evolution of stars in a 1-pc virial-radius dissolved cluster, with total mass of $\approx 10^3 M_{\odot}$, along a Sun-like orbit in an axisymmetric potential model for the Galaxy. He concluded that, depending on how quickly the cluster became unbound, between 10% and 40% of the Sun’s siblings should be located within 1 kpc of its present location. Brown et al. (2010) simulated the orbits in the Sun’s birth cluster, starting from an assumed birth place for the Sun, obtained from tracing back the Sun’s orbit over 4600 Myr in a simplified axisymmetric Galactic potential. They generated a birth cluster and integrated forward in time in order to find the present day phase space distribution of the siblings that remain close to the Sun. Using this phase space distribution, they made a first attempt to identify candidate siblings of the Sun by searching in the Hipparcos Catalogue, and in the Geneva-Copenhagen survey of the Solar neighborhood (Holmberg et al. 2009). They did not find convincing Solar siblings within 100 pc from the Sun, although they only examined a small fraction of the nearby stars.

Making a two dimensional, 2D, numerical experiment like that done by Portegies Zwart (2009), but now using a Galactic potential with stationary and transient spiral arms, Mishurov & Acharova (2011) show that due to the effect of the spiral arms there is an appreciable drift of the stars from the original position of the parent cluster, and only if this cluster had $\approx 10^4$ stars there is a good chance of finding Solar siblings within 100 pc from the Sun. Also including a 2D spiral arms potential, Bobylev et al. (2011) have found two possible Solar siblings in a sample of 162 candidate stars from the Hipparcos Catalogue, showing that the spiral arms favor the close encounters of the Sun with these two stars.

Now, an interesting question is: if we come from a stellar cluster, is part of this cluster still there? Starting from this idea and considering the very similar metallicities, ages, and

distance from the Galactic center of the Sun and M 67, it becomes tempting to place the Sun origin within this open cluster.

One of the peculiar and perhaps most intriguing aspects of M 67 is its chemical composition similar to that of the Sun. All recent high quality works, based on observations of both, evolved and Solar type stars, indicate an impressive similarity between the M 67 chemical composition and the Solar one (Tautvaisiene et al. 2000; Randich et al. 2006; Pace et al. 2008; Friel et al. 2010). The similarity in composition and age is so close that several authors have indicated in M 67 stars the best-ever Solar analogues so far discovered (Pasquini et al. 2008; Önehag et al. 2011; Castro et al. 2011), closer than any other field star in the Solar neighborhood. Such a similarity is particularly interesting in the context of this work, because it is very tempting to apply to the Sun the concept of chemical tagging, and to associate therefore our star to M 67.

Chemical tagging postulates, on the basis of the similarity of chemical composition observed in open clusters and stellar groups, that chemical composition can be used to determine the common origin of stars (Freeman & Bland-Hawthorn 2002; De Silva et al. 2007; Bland-Hawthorn et al. 2010). This very interesting idea is supported by the evidence that most stars in open clusters share the same chemical composition, within the observational uncertainties (Pasquini et al. 2004; Randich et al. 2006; De Silva et al. 2007). Most importantly, this is not limited to Fe or metals, but is also valid for neutron capture elements. Similarity in S and R processes are very important because these elements are sensitive to the local environment, therefore to the specific location of the star birth. The cluster chemical homogeneity does not yet demonstrate that if two stars share the same abundance, they share the same birthplace. However, by compiling chemical abundances for many nearby open clusters and comparing them, De Silva et al. (2009) show that large differences are present in the elemental abundances of these clusters, strongly indicating that the variability of elements such as Mg, Na, Zr and Ba, appears quite high even for clusters within ~ 1 kpc or less from the Sun. Even if the spread of the data can be influenced by the compilation of different authors, and by possible systematic trends between computations of the abundances in dwarfs and giants, the difference seems large enough to guarantee that clusters with similar $[\text{Fe}/\text{H}]$ abundances may well have different chemical composition, especially as far as neutron capture elements are concerned. This would suggest that the probability for two stars to share the abundance pattern should be low if they were not born from the same cloud.

There is no doubt that, according to this criterion, M 67 is by far the best known birth-place candidate for the Sun. It has been known for a long time that the Sun is slightly more metal rich with respect to the majority of the stars in the Solar neighborhood

(Wyse & Gilmore 1995, see however Casagrande et al. 2011, for a different result) and the hypothesis that the Sun has moved from its birth radius has been studied in the past (Wielen et al. 1996).

Respecting the age similarity between the Sun and M 67, the age of the Sun has been determined in several studies (e.g., Guenther 1989; Bahcall et al. 1995; Guenther & Demarque 1997; Dziembowski et al. 1999; Bonanno et al. 2002; Baker et al. 2005; Moynier et al. 2007; Houdek & Gough 2011). Its mean value is around 4.57 Gyr, with a small uncertainty (≈ 1 Myr) for the formation of the Solar System, but for the Sun itself this uncertainty being ≈ 0.1 Gyr, or even larger, 0.2 Gyr, according to Dziembowski et al. (1999). The age of M 67 has also been estimated, with several results: e.g. 4.2 ± 1.6 Gyr (Önehag et al. 2011); $3.87_{-0.66}^{+0.55}$ Gyr (Castro et al. 2011); 3.9 ± 0.1 Gyr (Bellini et al. 2010a); within 3.5 and 4 Gyr (Sarajedini et al. 2009); within 3.5 and 4.8 Gyr (Yadav et al. 2008); 4.0 ± 0.4 Gyr (VandenBerg & Stetson 2004); within 3.7 and 4.5 Gyr (Richer et al. 1998); 4.0 ± 0.5 Gyr (Dinescu et al. 1995); $4.0_{-0.5}^{+1.0}$ Gyr (Demarque et al. 1992). The mean age of M 67 is ≈ 4.0 Gyr with a mean uncertainty ≈ 0.5 Gyr. Thus, the Sun’s age is approximately within the 2σ error bar of M 67’s age, and with their similarity in metallicity, there is some probability, to be quantified, that the Sun may have born in M 67, or close to this cluster.

In this work we investigate the reliability of this hypothesis by computing backward in time the orbits of the Sun and M 67 in a Milky-Way-like Galactic potential, including the effects of the spiral arms and a Galactic bar, looking for close encounters. Our study considers a three dimensional potential for the spiral arms, with the orbital computation being fully 3D. We use a recent determination of the absolute proper motion of M 67 given by Bellini et al. (2010b), and recent revisions of the Solar velocity (Schönrich et al. 2010) and other Galactic properties (Benjamin et al. 2005; Churchwell et al. 2009; Brunthaler et al. 2011).

This paper is organized as follows. In Section 2 we provide data for the Sun and M 67 used to compute their Galactic orbits. The Galactic mass distribution used in our computations is presented in Section 3. The employed numerical scheme is given in Section 4. We present and discuss our results in Section 5. Our conclusions are given in Section 6.

2. M 67-Sun parameters

M 67 (NGC 2682) is a well studied, nearby (~ 900 pc) cluster. Its proximity has made it an ideal target for a wide range of studies from radial velocities (Mathieu et al. 1986) and proper motions (Sanders 1977; Girard et al. 1989; Bellini et al. 2010b), to late-type stellar evolution, binary fractions (Montgomery et al. 1993) and dynamical structure

(Davenport & Sandquist 2010). Its resemblance to the Sun in age and metallicity makes this cluster one of the key objects in our Galaxy.

In a recent paper, Bellini et al. (2010b) made use of the state-of-the-art ground-based reduction techniques for ground-based wide-field imagers (Anderson et al. 2006; Yadav et al. 2008; Bellini et al. 2009) to determine for the first time the absolute proper motion of M 67 using faint background galaxies as reference. In this work we decided to adopt their determination, since it is a pure differential measurement and does not rely, as other works do, on complex registrations to the ICRS system through a global network of objects. From Bellini et al. (2010b), we list in Table 1 the absolute proper motion of M 67, and also its radial velocity, v_r , and distance, r , with respect to the Sun, along with their corresponding uncertainties.

In our computations, four parameters needed for the Sun are its velocity components with respect to the local standard of rest, $(U, V, W)_\odot$, and its position perpendicular to the Galactic plane, z_\odot . The Solar velocity $(U, V, W)_\odot$ has recently been revised by Schönrich et al. (2010), with a significant increase in the value of V_\odot , in the direction of Galactic rotation. This Solar velocity is listed in Table 1, taking the U component negative towards the Galactic center. The listed uncertainties are as considered by Brunthaler et al. (2011), who use the new Solar velocity to obtain a revised value for the ratio of Θ_0 and R_0 , the circular rotation speed and Galactocentric distance of the local standard of rest. This ratio and a weighted average of R_0 , also given by Brunthaler et al. (2011), lead to a corresponding value of Θ_0 . These values of R_0 and Θ_0 given by Brunthaler et al. (2011) are also employed in our computations, and are considered in the following Section. They are within the wide intervals obtained by McMillan & Binney (2010) from an analysis of motions of a sample of masers in star-forming regions.

The z_\odot position is discussed by Reed (2006), giving several recent estimates that have been obtained by different authors. From his Table 1 we have taken the representative z_\odot -interval as 20 ± 5 pc. With a given initial (i.e. present) z_\odot position of the Sun in the considered Galactic potential, we add z_\odot to the initial z position of M 67, obtained with the usual convention that the Sun is on the Galactic plane. The z_\odot interval is also listed in Table 1.

3. The Galactic model

We have employed a detailed Milky-Way semi-analytic model to compute the orbits of the Sun and M 67. This model has axisymmetric and non-axisymmetric components,

the latter due to spiral arms and a Galactic bar. To build the Galactic model we start with the axisymmetric Galactic model of Allen & Santillán (1991), which consists of three components: disk, spherical bulge, and spherical halo. All the mass in the spherical bulge is now employed to build the Galactic bar, and a small fraction, discussed below, of the total mass of the disk is employed to build the spiral arms. Thus, the only axisymmetric components in the final model are the diminished disk and the spherical halo.

The inclusion of the spiral arms and the Galactic bar does not modify the total mass of the original axisymmetric model. Thus, the mean circular rotation speed on the Galactic plane is maintained; in particular $\Theta_0 \approx 220$ km/s at a Galactocentric distance $R_0 = 8.5$ kpc, which are the values of these parameters in the Allen & Santillán (1991) model. These values of R_0 and Θ_0 are now modified in the non-axisymmetric model to those given by Brunthaler et al. (2011): $R_0 = 8.3 \pm 0.23$ kpc, $\Theta_0 = 239 \pm 7$ km/s. This is done by first scaling the Allen & Santillán (1991) model to a pair of values (R_0, Θ_0) coming from the Monte Carlo sampling in our numerical scheme (discussed in Section 4), thus modifying the total masses of the original components, following with the transformation of the final bulge into the Galactic bar, and taking a fraction of the final disk to build the spiral arms.

In the following two subsections we comment on some parameters of the Galactic spiral arms and the Galactic bar. Table 2 lists the values of these parameters.

3.1. The Galactic Spiral Arms

3.1.1. Geometry

From the Spitzer/*GLIMPSE* database, Benjamin et al. (2005) and Churchwell et al. (2009) have given new results on the structure of the Galactic spiral arms, as well as the Galactic bars in the inner region of our Galaxy. As pointed out by Churchwell et al. (2009), although the geometry of the Galactic spiral structure is the most problematic, it appears that our Galaxy has two grand-design spiral arms: the Scutum-Centaurus and Perseus arms, associated with overdensities in the old stellar disk, and two additional secondary arms, the Sagittarius and Norma arms, associated with gas overdensities. Steiman-Cameron et al. (2010) discuss the difference between these two types of arms, suggesting, as in Martos et al. (2004), that the gaseous spiral arms are the response of the gas to the main stellar arms.

In our model we include only a spiral pattern that represents the two main stellar arms. Our three dimensional (3D) orbital computations require a 3D potential for these arms. We adopted the spiral arm model given by Pichardo et al. (2003), which consists of a 3D superposition of inhomogeneous oblate spheroids along a given spiral locus, adjustable to

better represent the available observations of the Galactic spiral arms.

In Figure 1 we give details of the geometry of the spiral arms in our model. This distance-scaled figure on the Galactic plane is a reproduction of figure 2 in Drimmel (2000). The spiral traces shown with black squares are the observed gaseous spiral arms. The two continuous lines, on which we illustrate the superposition of spheroids (shown as circles), are the two stellar spiral arms obtained by Drimmel (2000) in the K band, with a pitch angle of 15.5° . These stellar arms are not those stellar arms obtained in the Spitzer/*GLIMPSE* data; the latter correspond to the arms marked with 1 (Perseus) and 2 (Scutum-Centaurus) in Figure 1 (thus, there are two gaseous arms that approximately coincide with the two main stellar arms). However, due to the uncertain geometry of the spiral structure (Churchwell et al. 2009), we have considered an interval of values for the pitch angle of our two spiral arms. In Figure 1 the short-dashed lines mark a lower limit of 12° in the pitch angle, and the long-dashed lines an upper limit of 19° , as in the second solution obtained by Drimmel (2000) (but with a different spiral locus). Thus, in our numerical simulations we take the pitch angle of the spiral arms as $i = 15.5 \pm 3.5^\circ$; the two Spitzer/*GLIMPSE* stellar arms are approximately contained in this pitch-angle range.

The radial-extent interval of the spiral arms is taken as $[2.6, 12]$ kpc, with $R_0 = 8.5$ kpc. This interval is scaled with the value of R_0 given by the Monte Carlo sampling.

3.1.2. Strength

The strength of the spiral arms is related with their total mass, which is a small fraction of the disk’s mass. The distribution of this mass along the arms is taken as exponential, falling with the radial scale length of the exponential disk modeled by Benjamin et al. (2005): $H_\star = 3.9 \pm 0.6$ kpc, using $R_0 = 8.5$ kpc (although the Miyamoto & Nagai (1975) disk in the Allen & Santillán (1991) model has not strictly an exponential density fall).

To quantify the strength of the arms we compute the function Q_T (Sanders & Tubbs 1980; Combes & Sanders 1981), which is the ratio of the maximum azimuthal force of the spiral arms at a given Galactocentric distance on the Galactic plane, to the radial axisymmetric force at that distance. The maximum value of Q_T over the radial extent of the spiral arms, called $Q_s = (Q_T)_{\max}$, is a measure of the strength of the spiral arms. This parameter has been computed by Buta et al. (2004) and Buta et al. (2005) in a sample of spiral galaxies.

To exemplify in our model the typical values expected for Q_s , we take the central values $R_0 = 8.3$ kpc, $\Theta_0 = 239$ km/s of the (R_0, Θ_0) distributions, and find Q_s for an interval in

the ratio $M_{\text{arms}}/M_{\text{disk}}$. Figure 2 shows the results for three values of the pitch angle i .

In their sample of 147 spiral galaxies, which is dominated by Sbc and Sc galaxies, Buta et al. (2005) find that 75% of them have $Q_s \leq 0.20$. For Sbc galaxies, as our Galaxy, Q_s is approximately less than 0.25. Thus the intervals in $M_{\text{arms}}/M_{\text{disk}}$ and i considered in Figure 2 are appropriate for the Galactic spiral arms in our model. Specifically, we take $M_{\text{arms}}/M_{\text{disk}} = 0.04 \pm 0.01$; the Gaussian sampling considered in our computations (Section 4) will extend this range, and also the range in i , allowing for acceptable values of Q_s in Figure 2. With this ratio $M_{\text{arms}}/M_{\text{disk}}$ and the 1σ variations in R_0 , Θ_0 , the mass in the stellar spiral arms lies in the interval $2.7 - 5.4 \times 10^9 M_\odot$.

3.1.3. Angular velocity

Gerhard (2011) has given a recent review of different methods to determine the angular velocity of the Galactic spiral arms, Ω_S , as well as those for the angular velocity of the Galactic bar. Some results are: $\Omega_S = 24 - 26 \text{ km s}^{-1}\text{kpc}^{-1}$ finding the birthplaces of open clusters (Dias & Lépine 2005); $\Omega_S = 20, 40 \text{ km s}^{-1}\text{kpc}^{-1}$ with gas flow models (Bissantz et al. 2003; Martos et al. 2004); $\Omega_S = 20 - 30 \text{ km s}^{-1}\text{kpc}^{-1}$ with kinematics of OB and Cepheids stars (Fernández et al. 2001); $\Omega_S \approx 18 \text{ km s}^{-1}\text{kpc}^{-1}$ finding two families of closed orbits in the reference frame of the spiral arms, which could be associated with the Pleiades/Hyades and Coma Berenices moving groups (Quillen & Minchev 2005); $\Omega_S = 18, 25 \text{ km s}^{-1}\text{kpc}^{-1}$ from kinematic fits to five moving groups in the Solar neighborhood (Chakrabarty 2007). To represent all these results, in our numerical simulations we take $\Omega_S = 24 \pm 6 \text{ km s}^{-1}\text{kpc}^{-1}$, as listed in Table 2.

3.2. The Galactic Bar

3.2.1. Geometry and strength

For the Galactic bar, we consider the prolate potential given by Pichardo et al. (2004), which approximates a model of Freudenreich (1998) of COBE/DIRBE observations of the Galactic center. In our computations the specific 3D shape of the bar, prolate or triaxial, is not very important, because the orbits of the Sun and of M 67 will lie far from the region of the bar. A prolate model is therefore convenient to facilitate the computations (also, the COBE/DIRBE Galactic bar approximates a prolate figure). In Table 2 we list the bar's semi-major axis, scale lengths, and axial ratio; the scale length of the prolate bar along its minor axis is taken as the mean of those along the two minor axes of the triaxial bar

models of Freudenreich (1998). All the lengths of the bar will change under the Monte Carlo sampling of R_0 . The 1σ variations in R_0 , Θ_0 give a total mass of the bar of $1.5 - 1.8 \times 10^{10} M_\odot$, which lies in the range $1 - 2 \times 10^{10} M_\odot$ of estimated values (e.g., Kent 1992; Zhao 1994; Dwek et al. 1995; Blum 1995; Stanek et al. 1997; Weiner & Sellwood 1999).

3.2.2. Orientation and angular velocity

The present orientation of the bar’s major axis has been determined in several studies (e.g., Binney et al. 1991; Weiner & Sellwood 1999; Bissantz & Gerhard 2002; Babusiaux & Gilmore 2005; Minchev et al. 2007). The average of the mean values of the angle between the bar’s major axis and the Sun-Galactic center line is around $\phi \approx 25^\circ$. Gerhard (2002) suggests $\phi = 20^\circ$ as a good working value. We take this angle for the present-day orientation of the Galactic bar.

There is also a long list of studies to estimate the bar’s angular velocity, Ω_B , (Gerhard 2011, and references therein). Gerhard (2011) concludes from his review that the most likely range in Ω_B is $50 - 60 \text{ km s}^{-1} \text{ kpc}^{-1}$. Thus, in our computations we take $\Omega_B = 55 \pm 5 \text{ km s}^{-1} \text{ kpc}^{-1}$, as listed in Table 2.

4. The numerical scheme

The parameters listed in Tables 1 and 2, with their corresponding uncertainties, are employed in the numerical simulations. The listed uncertainties are considered as 1σ variations, and a Gaussian Monte Carlo sampling generates the parameters to compute the present-day positions and velocities of the Sun and M 67, along with the needed parameters in the Galactic potential. There are 14 variables to be sampled, 8 from Table 1, and 6 from Table 2. For a sampled R_0 , the lengths associated with the bar were transformed, and the scale length of the spiral arms, H_* , was taken as the corresponding scaled value of the mean $H_* = 3.9 \text{ kpc}$ with $R_0 = 8.5 \text{ kpc}$. We used the Gaussian random-number-generator routine `gasdev` given by Press et al. (1992). For each generated set of parameters the orbits of the Sun and M 67 were simultaneously computed backward in time, in the time-varying Galactic potential, up to the Solar age, 4.57 Gyr, allowing for a 0.2 Gyr uncertainty. The high-precision Bulirsch-Stoer algorithm implemented by Press et al. (1992) was used in all the orbital computations.

We ran $N_{\text{tot}} = 3.5 \times 10^5$ pairs of orbits Sun-M 67, searching for close encounters in the past; especially in the assigned time interval for the age of the Sun, $(\Delta t)_{\text{Sun}} = -4.57 \pm 0.2$

Gyr. However, close encounters outside this interval were also considered relevant, since, as commented in Section 5.1, the Solar System could live within M 67 during 2 or 3 Gyr before the Sun could escape from this cluster, thus occurring a close encounter Sun-M 67 in a backward-time computation.

Two major assumptions in our computations are that the structure of the spiral arms and the bar, as well as their angular velocities, remain unchanged during the 4.77 Gyr covered in each run. There are some studies which suggest that the Galactic bar may be a long-lived, few Gyr old structure (Ng et al. 1996; Sevenster 1999; Cole & Weinberg 2002). This appears not to be the case for spiral arms in galaxies, more likely being transient structures (Fuji et al. 2011; Foyle et al. 2011; Sellwood 2011). In fact, as shown in the next Section, the spiral arms can produce a significant effect on the orbits of the Sun and M 67, and our results suggest that the initial hypothesis of a common origin of the Sun and M 67 might be more sustainable taking the strength of the spiral arms as time dependent; thus modeling these arms as transient features.

5. Results and discussion

5.1. The Sun as a sibling of M 67's stars ?

If the Sun is a sibling of M 67's stars, a convenient criterion for close encounters Sun-M 67 along their orbits through the Galaxy, is that the minimum approach distance, d_{\min} , is less than the tidal radius of the cluster; i.e., at the time of the encounter the Sun is within the region of bounded stellar motions of M 67's stars. Recently, Hurley et al. (2005) have computed N-body models for M 67. Their best model 2, which reproduces many properties of the present state of M 67, has an initial tidal radius of 31.8 pc. During the cluster's evolution this tidal radius decreases, due to the interaction with the Galactic potential. Thus, to consider the early phases in the cluster's evolution, we analyze close encounters for which $d_{\min} \leq 20$ pc and $d_{\min} \leq 30$ pc.

To illustrate the form of the resulting distribution of close encounters in our computations, up to $d_{\min} = 100$ pc, Figure 3 shows the logarithm of the distribution of close encounters Sun-M 67, $f(d_{\min}) = (\text{number of encounters in the } d_{\min} \text{ interval})/N_{\text{tot}}$, $N_{\text{tot}} = 3.5 \times 10^5$. This figure includes all the encounters in a given d_{\min} interval, independently of the time they occurred. The continuous line is for 10-pc bins in d_{\min} , the short-dashed line for 20-pc bins, and the long-dashed line for 30-pc bins. As a start, there are many encounters in the intervals of interest, $d_{\min} \leq 20$ pc, $d_{\min} \leq 30$ pc.

Taking from Figure 3 only the close encounters with $d_{\min} \leq 20$ pc, and $d_{\min} \leq 30$ pc,

we show in Figure 4 their distribution in relative velocity between the Sun and M 67 at the time of the encounter, $f(v_{\text{rel}}) = (\text{number of encounters in the } v_{\text{rel}} \text{ interval, with } d_{\text{min}} \leq 20 \text{ pc or } d_{\text{min}} \leq 30 \text{ pc})/N_{\text{tot}}$. The peaks in the distributions are around 50 – 60 km/s, and no encounters were obtained with $v_{\text{rel}} \leq 20$ km/s.

The same analysis can be made especially for those close encounters which occurred within the assumed time interval for the Sun’s age, $(\Delta t)_{\text{Sun}} = -4.57 \pm 0.2$ Gyr. Figure 5 shows their distributions in relative velocity, with $d_{\text{min}} \leq 20$ pc, and $d_{\text{min}} \leq 30$ pc. The majority of these encounters have relative velocities larger than 30 km/s, and as already shown in Figure 4, there are no encounters with $v_{\text{rel}} \leq 20$ km/s.

With the assumption that the Sun was born in a star cluster, Adams (2010) estimates that the planetary system, formed in a time scale about 10 Myr, can survive within the cluster for ~ 0.25 Gyr if the cluster’s star density is $n_{\star} \sim 10^3 \text{ pc}^{-3}$. This surviving time increases if n_{\star} decreases. The M 67 N-body model of Hurley et al. (2005) has an initial $n_{\star} = 50 \text{ pc}^{-3}$ within the half-mass radius, i.e. M 67 was not an initial dense system. With this n_{\star} , the surviving time for the Solar System within M 67 could be 2 or 3 Gyr, followed by the escape of the Sun. Thus, considering close encounters outside the Sun’s-age time interval is relevant in this respect. However, the important constraint of the survival of the planetary system imposes a corresponding constraint on the relative velocity between the Sun and M 67 at the time of the Sun’s ejection (encounter, in our backward-time computation).

5.1.1. *The Sun ejected from M 67 by a three-body encounter ?*

The limit $v_{\text{rel}} > 20$ km/s obtained in our computations results a high value compared to the smooth escape-velocity ejection from a star cluster, with a typical internal velocity dispersion of ~ 1 km/s. According to Girard et al. (1989), the present-day velocity dispersion in M 67 is 0.81 ± 0.10 km/s. However, in these cluster environments, three-body encounters are typical processes capable to produce high-velocity ejections; particularly a binary-single star encounter. This type of interactions has been amply studied (Hut & Bahcall 1983; Hut 1983a,b, 1984, 1985, 1993; Heggie et al. 1996). A binary star in the stellar cluster can capture another star in the cluster, a bound triple system is formed, and after some time one of the stars is ejected (this process is known as *resonance scattering*; Hut & Bahcall (1983)); or the captured star is ejected in the interaction (this is called a *flyby*; Hut & Bahcall (1983)). For high velocity ejections, hard binaries play the important role. In this case the ejected star leaves the three-body system with a velocity of the order of the internal binary velocities (Hut 1993). Thus, this ejection velocity is approximately (Aarseth 2006)

$$v_{\text{ejec}} \simeq \left(\frac{G(m_1 + m_2)}{2a} \right)^{1/2}, \quad (1)$$

with m_1, m_2 the masses of the stars in the binary system, and a its semi-major axis. Thus, for a hard binary with equal mass components, and individual masses of order $\sim 1 M_\odot$, the ejection velocity is of order $(GM_\odot/a)^{1/2}$. Taking this ejection velocity $v_{\text{ejec}} > 20$ km/s, as obtained in our numerical simulations, it results approximately $a \leq 2$ AU (the M 67 N-body model of Hurley et al. (2005) has an upper cut-off at $a = 50$ AU for the initial binaries in the system). Hut & Inagaki (1985) show that in an encounter of a hard binary with a single star, the typical minimum close distance between any two of the three stars can be less than the original semi-major axis a of the binary. In a *resonance scattering* this minimum distance can be of the order $0.01a$. Thus, if the Sun were to be captured by a hard binary with $\approx a \leq 2$ AU, as obtained from our results, this small-distance interaction would destroy an initial circumstellar disk around the Sun, and no planets would be formed; or the planets would be dispersed if they are already formed. Adams (2010) comments that since the radius of the planetary system is ≈ 30 AU (the position of Neptune), and a close encounter truncates an existing initial disk at a distance $\approx 1/3$ of its impact parameter, the required minimum distance in a close encounter suffered by the Solar System is ≈ 90 AU; much larger than the ≤ 2 AU in the triple-system interaction. Even with an order of magnitude increase in the total mass of the binary star, the semi-major axis, $a \leq 20$ AU, is still below the 90 AU limit. The situation would be worse if the ejected Sun from the triple system comes from a *resonance scattering*, where the strong interaction between the three bodies may last orders of magnitude longer than the initial binary period (Hut 1993), and there are frequent close approaches.

Thus, with the obtained results, we conclude that the Sun was not ejected from M 67 by a three-body encounter. Although we do find close encounters Sun-M 67 with an appropriate d_{min} , the relative velocity of the encounter is too high.

5.1.2. *The Sun ejected from M 67 by an encounter with a giant molecular cloud ?*

A high star-ejection velocity from a star cluster can also be produced by an encounter with a giant molecular cloud (Gieles et al. 2006, and references therein). Solomon et al. (1979) find that the mass of these clouds, M_n , is in the range $10^5 - 3 \times 10^6 M_\odot$, and assuming their virial equilibrium Solomon et al. (1987) give a mass-radius relation $M_n = 540R_n^2 M_\odot$, with the clouds's radius R_n in parsecs.

Analytic estimations of the change in velocity of a star in the star cluster, at a distance

R_* from its center, due to the encounter with a giant molecular cloud, can be obtained in the cases of distant and head-on encounters. For a distant encounter, in the impulse approximation, the change in velocity in a direction perpendicular to the relative velocity cloud-cluster, is (Spitzer 1987)

$$\Delta v = \frac{2GM_n R_*}{b^2 V}, \quad (2)$$

with b the impact parameter, and V the magnitude of the relative velocity cloud-cluster. With Plummer models for both cloud and cluster, with median radii a_1, a_2 , this relation applies with $b \geq 5\max(a_1, a_2)$ (Gieles et al. 2006).

For a head-on encounter, $b = 0$, and using Plummer models, the change in velocity in a direction perpendicular to the relative velocity cloud-cluster, is (Gieles et al. 2006)

$$\Delta v = \frac{2GM_n R_*}{V(R_*^2 + a_n^2)}, \quad (3)$$

with V as in Eq. (2), and $a_n = R_n/2$.

Taking the upper limit $M_n \approx 3 \times 10^6 M_\odot$ for the mass of the giant molecular cloud, the corresponding radius obtained with $M_n = 540R_n^2 M_\odot$ (Solomon et al. 1987) is $R_n \approx 75$ pc. M 67 has an initial tidal radius of 31.8 pc, according to the model of Hurley et al. (2005). Thus, Eq. (2) applies with $b \geq 5a_n = 5R_n/2 \approx 190$ pc. In our numerical simulations, at all close encounters Sun-M 67, which occur near the Galactic plane, M 67 has a velocity $\approx 20 - 40$ km/s in the direction perpendicular to the Galactic plane (i.e., its W -velocity component), and this is the dominant component of its peculiar velocity. On the other hand, the typical random velocity of clouds is ≈ 7 km/s (Binney & Tremaine 2008). Thus, for V in Eqs. (2) and (3) we take $V \geq 15$ km/s.

With $b = 190$ pc, $V = 15$ km/s, and $R_* = 30$ pc (i.e., a star, the Sun, at a distance from the center of M 67 equal to M 67's tidal radius), Eq. (2) gives $\Delta v \leq 1.4$ km/s, and Eq. (3), $\Delta v \leq 22$ km/s. For encounters cloud-cluster other than distant or head-on, Δv will lie between these estimates.

Thus, a head-on encounter between M 67 and a most massive giant molecular cloud, with the Sun being a M 67's star at a distance equal to M 67's tidal radius, and located appropriately in a direction perpendicular to the relative velocity between M 67 and the cloud, could impart to the Sun an ejection velocity of order 20 km/s. These velocities are obtained in our computations, as shown in Figures 4 and 5, but with a low probability: less than 10^{-4} for encounters Sun-M 67 occurring at any time (Figure 4), and less than 10^{-5}

for encounters Sun-M 67 in the Sun’s-age time interval (Figure 5). The net probability is even lower, since all the above conditions on the type of encounter M 67-cloud, mass of the cloud, position of the Sun in M 67, and the Sun ejected appropriately for its orbit to be of low- z amplitude, must be fulfilled simultaneously. Furthermore, the *a priori* probability for the Sun being born in a star cluster with appropriate conditions consistent with present properties of the Solar System is 0.0085 (Adams & Laughlin 2001). Thus, we conclude that there is a very low probability, much less than 10^{-7} , that the Sun was ejected from M 67 by an encounter with a giant molecular cloud.

5.2. The Sun and M 67 born in the same molecular cloud ?

As long as a molecular cloud has been assembled and no supernovae have been produced in its interior, the cloud may be approximately chemically homogeneous (Bland-Hawthorn et al. 2010). Thus, another possibility that can be analyzed with our computations is that the Sun and M 67 were born in the same molecular cloud. To test this possibility, we consider close-encounter distances Sun-M 67 up to 100 pc, say, and take only such encounters occurring within the time interval for the Sun’s age, or subintervals centered at its mean age. Figure 6 shows their distributions in relative velocity between the Sun and M 67, for three time intervals centered at -4.57 Gyr: -4.57 ± 0.2 Gyr, continuous line; -4.57 ± 0.1 Gyr, short-dashed line; -4.57 ± 0.05 Gyr, long-dashed line. Only in the first interval there is a close encounter with $v_{\text{rel}} = 17.8$ km/s; in all three intervals the rest of encounters have $v_{\text{rel}} > 20$ km/s. This is a high velocity compared with typical random velocities less than 10 km/s within clouds with sizes less than 100 pc (Larson 1981; Solomon et al. 1987). Also, at all these encounters M 67 has a velocity ≈ 20 -40 km/s in the direction perpendicular to the Galactic plane, which also exceeds the typical 7 km/s random velocity between clouds. Thus, we also exclude the possibility that the Sun and M 67 were born in the same molecular cloud.

5.3. The effect of the spiral arms

The conclusions in Sections 5.1 and 5.2 depend strongly on the high relative velocity between the Sun and M 67 at their close encounters. The relative velocity, v_{rel} , between the Sun and M 67 in a close encounter depends on their respective Galactic orbits. The high values of v_{rel} obtained in the computations reflect mainly the different z amplitudes above or below the Galactic plane reached by their orbits. At the present time, M 67 is above the Galactic plane, at $z \approx 400$ pc; the Sun is at $z \approx 20$ pc. If we compute their orbits in an axisymmetric potential (both will be box type), the Sun would stay within $|z|$

≈ 50 pc, and M 67 within $|z| \approx 400$ pc. Any close encounter obtained in this case will have a high v_{rel} , since M 67 will have a high z -velocity when it crosses the low- z region where the Sun moves. A non-axisymmetric Galactic potential is more promising to investigate the hypothesis of a common origin Sun-M 67, because the Galactic orbits are perturbed by the non-axisymmetric components, and v_{rel} can reach lower values. For our problem, the spiral arms play a key role. Allen et al. (2008) have investigated the effect of the spiral arms, of the type we are using in the present study, on the orbits of some globular clusters. They used $M_{\text{arms}}/M_{\text{disk}} = 0.03$, and found a slight difference in z amplitudes compared with the orbits computed in an axisymmetric potential; the main difference appeared in the radial motions, parallel to the Galactic plane. However, in our present study we are extending the range of possible values of $M_{\text{arms}}/M_{\text{disk}}$; values as high as 0.06 – 0.07 are being sampled by the Monte Carlo scheme, consistent with a Q_s for a galaxy with the same Hubble type as the Milky Way (Figure 2).

Figure 7 shows the meridional orbits of the Sun (low- z amplitude) and M 67 (high- z amplitude) for one of our runs. This case has $M_{\text{arms}}/M_{\text{disk}} = 0.0123$; i.e., a low strength of the spiral arms. The black dot shows the position of the close encounter. Note that there is a slight perturbation on both orbits. In this case the relative velocity at the encounter is $v_{\text{rel}} = 49.6$ km/s; a high value.

With the same (R, z) region as in Figure 7, we show in Figure 8 another case, but now $M_{\text{arms}}/M_{\text{disk}} = 0.0636$. This is a case with high strength of the spiral arms. The present-day positions of the Sun and M 67 are marked with \otimes , and the black dot shows the corresponding position of the close encounter. Here, the orbit of the Sun shows a strong perturbation in the radial direction, and M 67’s orbit has also strong perturbations in both radial and z directions. Note especially that the z amplitude, $|z|_{\text{max}}$, in the orbit of M 67 around the time of the close encounter, is nearly half of that reached in Figure 7. In this case the relative velocity at the encounter is $v_{\text{rel}} = 24.3$ km/s, one of the lowest values of v_{rel} obtained in our computations.

If it were possible to find situations in which the z amplitude, $|z|_{\text{max}}$, of M 67’s orbit around the time of the close encounter, were similar to the z amplitude of the Sun, then v_{rel} would decrease, and more favorable conditions might be found to support a common origin of the Sun and M 67. In this respect, an important question is: how has M 67 acquired its present, high- z position? One possible answer is that it keeps memory of its birth at such high z . Vande Putte et al. (2010) analyzed a sample of open clusters from the open cluster catalogue by Dias et al. (2002). The majority of the open clusters in the sample have low $|z|_{\text{max}}$: 90% have $|z|_{\text{max}} < 350$ pc. For clusters with higher $|z|_{\text{max}}$, Vande Putte et al. (2010) mention the proposed formation mechanisms at high z

of Martos et al. (1999) and de la Fuente Marcos & de la Fuente Marcos (2008), and also suggest others. From the WEBDA Open Cluster Database (Paunzen & Mermilliod 2008) de la Fuente Marcos & de la Fuente Marcos (2008) give two examples of young clusters that are likely born at high- z distance from the Galactic plane. Friel (1995) also discusses high- z distance formation scenarios for the old open clusters, like M 67. Thus, M 67 could have been born at a $|z|$ distance comparable with its present $z \approx 400$ pc. But in this case, if the Sun were to be ejected from M 67, a high v_{rel} would be needed to put it into its low- z amplitude orbit, and we obtain the conclusions in Sections 5.1 and 5.2.

Another possible answer for the present, high- z , position of M 67 is that it was born in a low- z amplitude orbit, and has been dispersed in the z direction by the force of the spiral arms, and collisions with interstellar clouds. M 67 has been able to withstand the tidal force of the clouds without being disrupted, as theory predicts (Spitzer 1958). As we have said above, this situation might be more favorable to a common origin of the Sun and M 67; the Sun leaving M 67 with a lower value of v_{rel} when M 67 is in its low- z amplitude phase.

The example presented in Figure 8 shows that there is an increase in the z amplitude of M 67’s orbit from the time of the encounter to the present time; i.e., the orbit is dispersed to high z in this interval of time. Figure 9 shows the evolution of the coordinate z as a function of time in M 67’s orbit for the case in Figure 8, but the time extended up to 5 Gyr in the past, to show more clearly the effect of the spiral arms. The black dot shows the coordinates (t, z) of the close encounter Sun-M 67, which occurred around 1 Gyr in the past. There is approximately a periodic increase-decrease in this z coordinate. The example in this Figure 8 and cases with similar behavior in the z coordinate, suggest that maybe considering non steady spiral arms, their increase-decrease periodicity in the z coordinate could be changed, obtaining situations in which this coordinate further decreases. This transient-spiral-arms modeling would be more in line with the conclusions of Fuji et al. (2011), Foyle et al. (2011), and Sellwood (2011). This will be done in a future study.

6. Conclusions

Considering the resemblance in age, metallicity, and distance from the Galactic center, of the old open cluster M 67 and the Sun, we explored in this paper the possibility that the Sun was once a member of M 67. We employed for this purpose the most recent proper-motion determination of M 67 in orbital computations in a 3D non-axisymmetric Milky Way model. The non-axisymmetric Galactic model includes a bar and 3D spiral arms, rotating with their particular angular velocities. The employed parameters to specify the properties of the bar and spiral arms have been taken from several papers from the literature. We used

a Gaussian Monte Carlo sampling to generate different present-day orbital conditions for the Sun and M 67, and parameters of the Galactic model. We ran 3.5×10^5 simultaneously-computed pairs of orbits Sun-M 67, looking for close encounters in the past. The analysis of these close encounters shows that the corresponding relative velocity between the Sun and M 67 is larger than 20 km/s. This velocity is too high; a three-body encounter within M 67, with the Sun being one of the three bodies, and giving this ejection velocity to the Sun, would destroy an initial circumstellar disk around the Sun, or disperse its already formed planets. Thus, the Sun was not ejected by a three-body encounter in M 67. Also, by analyzing a possible encounter of M 67 with a giant molecular cloud, we find a very low probability, much less than 10^{-7} , that the Sun was ejected from M 67 by such an encounter. The high values of the relative velocity also exclude the possibility that the Sun and M 67 were born in the same molecular cloud. We have illustrated the effect of the spiral arms on the Galactic orbits of the Sun and M 67. Modeling the spiral arms as transient features might prove to be compatible with the Sun-M 67 common-origin hypothesis.

We thank the anonymous referee for a very careful review and several excellent suggestions that greatly improved this work. B.P. and E.M. thank support by grant PAPIIT IN110711-2. A.B. acknowledges the support by MIUR under program PRIN2007 (prot. 20075TPK9).

REFERENCES

- Aarseth, S. 2006, *Annales Universitatis Turkuensis, Series 1A*, Vol. 358, 1
- Adams, F. C. 2010, *ARA&A*, 48, 47
- Adams, F. C., & Laughlin, G. 2001, *Icarus*, 150, 151
- Adams, F. C., & Myers, P. C. 2001, *ApJ*, 553, 744
- Allen, C., & Santillán, A. 1991, *Rev. Mexicana Astron. Astrofis.*, 22, 255
- Allen, C., Moreno, E., & Pichardo, B. 2008, *ApJ*, 674, 237
- Allen, L., Megeath, S. T., Gutermuth, R., Myers, P. C., Wolk, S., Adams, F. C., Muzerolle, J., Young, E., & Pipher, J. L. 2007, *prpl.conf*, 361
- Anderson, J., Bedin, L. R., Piotto, G., Yadav, R. S., & Bellini, A. 2006, *A&A*, 454, 1029
- Babusiaux, C., & Gilmore, G. 2005, *MNRAS*, 358, 1309

- Bahcall, J. N., Pinsonneault, M. H., & Wasserbug, G. J. 1995, *Rev. Mod. Phys.*, 67, 781
- Baker, J., Bizzarro, M., Witting, N., Connelly, J., & Haack, H. 2005, *Nature*, 436, 1127
- Bellini, A., et al. 2010a, *A&A*, 513, A50
- Bellini, A., Bedin, L. R., Pichardo, B., Moreno, E., Allen, C., Piotto, G., & Anderson, J. 2010b, *A&A*, 513, A51
- Bellini, A., Piotto, G., Bedin, L. R., Anderson, J., Platais, I., Momany, Y., Moretti, A., Milone, A. P., & Ortolani, S. 2009, *A&A*, 493, 959
- Benjamin, R. A., et al. 2005, *ApJ*, 630, L149
- Binney, J., Gerhard, O., Stark, A., Bally, J., & Uchida, K. 1991, *MNRAS*, 252, 210
- Binney, J., & Tremaine, S. 2008, *Galactic Dynamics 2nd Ed.* (Princeton: Princeton University Press)
- Bissantz, N., Englmaier, P., & Gerhard, O. 2003, *MNRAS*, 340, 949
- Bissantz, N., & Gerhard, O. 2002, *MNRAS*, 330, 591
- Bland-Hawthorn, J., Krumholz, M. R., & Freeman, K. 2010, *ApJ*, 713, 166
- Blum, R. D. 1995, *ApJ*, 444, 89
- Bobylev, V. V., Bajkova, A. T., Mylläri, A., & Valtonen, M. 2011, *Astronomy Letters*, Vol. 37, No. 8, 550
- Bonanno, A., Schlattl, H., & Paternó, L. 2002, *A&A*, 390, 1115
- Brown, A. G. A., Portegies Zwart, S. F., & Bean, J. 2010, *MNRAS*, 407, 458
- Brown, M. E., Trujillo, C., & Rabinowitz, D. 2004, *ApJ*, 617, 645
- Brunthaler, A., et al. 2011, *AN*, 332, No. 5, 461
- Buta, R., Laurikainen, E., & Salo, H. 2004, *AJ*, 127, 279
- Buta, R., Vasylyev, S., Salo, H., & Laurikainen, E. 2005, *AJ*, 130, 506
- Carpenter, J. M. 2000, *AJ*, 120, 3139
- Castro, M., do Nascimento Jr., J. D., Biazzo, K., Meléndez, J., & De Medeiros, J. R. 2011, *A&A*, 526, A17

- Chakrabarty, D. 2007, *A&A*, 467, 145
- Churchwell, E., et al. 2009, *PASP*, 121, 213
- Cole, A. A., & Weinberg, M. D. 2002, *ApJ*, 574, L43
- Combes, F., & Sanders, R. H. 1981, *A&A*, 96, 164
- Davenport, J. R. A., & Sandquist, E. L. 2010, *ApJ*, 711, 559
- de la Fuente Marcos, R., & de la Fuente Marcos, C. 2008, *ApJ*, 685, L125
- Demarque, P., Green, E. M., & Guenther, D. B. 1992, *AJ*, 103, 151
- De Silva, G. M., Freeman, K. C., Asplund, M., Bland-Hawthorn, J., Bessell, M. S., & Collet, R. 2007, *AJ*, 133, 1161
- de Silva, G. Freeman, K. et al. 2009, *PASA* 26, 11
- Dias, W. S., Alessi, B. S., Moitinho, A., & Lépine, J. R. D. 2002, *A&A*, 389, 871
- Dias, W. S., & Lépine, J. 2005, *ApJ*, 629, 825
- Dinescu, D. I., Demarque, P., Guenther, D. B., & Pinsonneault, M. H. 1995, *AJ*, 109, 2090
- Drimmel, R. 2000, *A&A*, 358, L13
- Dwek, E., Arendt, R. G., Hauser, M. G., Kelsall, T., Lisse, C. M., Moseley, S. H., Silverberg, R. F., Sodroski, T. J., & Weiland, J. L. 1995, *ApJ*, 445, 716
- Dziembowski, W. A., Fiorentini, G., Ricci, B., & Sienkiewicz, R. 1999, *A&A*, 343, 990
- Fernández, D., et al. 2001, *A&A*, 372, 833
- Foyle, K., Rix, H. -W., Dobbs, C. L., Leroy, A. K., & Walter, F. 2011, *ApJ*, 735, 101
- Freeman, K., & Bland-Hawthorn, J. 2002, *ARA&A*, 40, 487
- Freudenreich, H. T. 1998, *ApJ*, 492, 495
- Friel, E. D. 1995, *ARA&A*, 33, 381
- Friel, E. D., Jacobson, H. R., & Pilachowski, C. A. 2010 *AJ*, 139, 1942
- Fuji, M. S., Baba, J., Saitoh, T. R., Makino, J., & Kokubo, E. 2011, *ApJ*, 730, 109
- Gaidos, E. J. 1995, *Icarus*, 114, 258

- Gerhard, O. 2002, ASP Conf. Ser., 273, 73
- Gerhard, O. 2011, Mem. Soc. Astron. Italiana Suppl., Vol. 18, 185
- Gieles, M., Portegies Zwart, S. F., Baumgardt, H., Athanassoula, E., Lamers, H. J. G. L. M., Sipior, M., & Leenaarts, J. 2006, MNRAS, 371, 793
- Girard, T. M., Grundy, W. M., Lopez, C. E., & van Altena, W. F. 1989, AJ, 98, 227
- Goswami, J. N., & Vanhala, H. A. T. 2000, prpl.conf, 963
- Guenther, D. B. 1989, ApJ, 339, 1156
- Guenther, D. B., & Demarque, P. 1997, ApJ, 484, 937
- Heggie, D. C., Hut, P., & McMillan, S. L. W. 1996, ApJ, 467, 359
- Hester, J. J., Desch, S. J., Healy, K. R., & Leshin, L. A. 2004, Sci, 304, 1116
- Holmberg, J., Nordström, B., & Andersen, J. 2009, A&A, 501, 941
- Houdek, G., & Gough, D. O. 2011, MNRAS, 418, 1217
- Hurley, J. R., Pols, O. R., Aarseth, S. J., & Tout, C. A. 2005, MNRAS, 363, 293
- Hut, P. 1993, ApJ, 403, 256
- Hut, P., & Inagaki, S. 1985, ApJ, 298, 502
- Hut, P. 1985, IAU Symp. 113 (Dynamics of Star Clusters; J. Goodman and P. Hut (eds.)), 231
- Hut, P. 1984, ApJS, 55, 301
- Hut, P. 1983a, ApJ, 268, 342
- Hut, P. 1983b, ApJ, 272, L29
- Hut, P., & Bahcall, J. N. 1983, ApJ, 268, 319
- Kent, S. M. 1992, ApJ, 387, 181
- Kroupa, P., Aarseth, S., & Hurley, J. 2001, MNRAS, 321, 699
- Lada, E. A., & Lada, C. J. 1995, AJ, 109, 1682
- Lada, E. A., & Lada, C. J. 2003, ARA&A, 41, 57

- Lamers, H. J. G. L. M., Gieles, M., Bastian, N., Baumgardt, H., Kharchenko, N. V., & Portegies Zwart S. F. 2005, *A&A*, 441, 117
- Larson, R. B. 1981, *MNRAS*, 194, 809
- Levison, H. F., Morbidelli, A., & Dones, L., 2004, *AJ*, 128, 2553
- Mann, R. K., & Williams, J. P. 2009, *ApJ*, 694, 36
- Martos, M., Allen, C., Franco, J., & Kurtz, S. 1999, *ApJ*, 526, L89
- Martos, M., Hernández, X., Yáñez, M., Moreno, E., & Pichardo, B. 2004, *MNRAS*, 350, 47
- Mathieu, R. D., Latham, D. W., Griffin, R. F., & Gunn, J. E. 1986, *AJ*, 92, 1100
- McMillan, P. J., & Binney, J. 2010, *MNRAS*, 402, 934
- Meyer, B. S., & Clayton, D. D. 2000, *Space Sci. Rev.*, 92, 133
- Minchev, I., Nordhaus, J., & Quillen, A. C. 2007, *ApJ*, 664, L31
- Mishurov, Y. N., & Acharova, I. A. 2011, *MNRAS*, 412, 1771
- Miyamoto, M., & Nagai, R. 1975, *Publ. Astron. Soc. Japan*, 27, 533
- Montgomery, K. A., Marschall, L. A., & Janes, K. A. 1993, *AJ*, 106, 181
- Moynier, F., Yin, Q. Z., & Jacobsen, B. 2007, *ApJ*, 671, 181
- Ng, Y. K., Bertelli, G., Chiosi, C., & Bressan, A. 1996, *A&A*, 310, 771
- Önehag, A., Korn, A., Gustafsson, B., Stempels, E., & VandenBerg, D. A. 2011, *A&A*, 528, A85
- Pace, G., Pasquini, L., & Francois, P. 2008, *A&A*, 489, 403
- Pasquini, L., Biazzo, K., Bonifacio, P., Randich, S., & Bedin, L. R. 2008, *A&A*, 489, 677
- Pasquini, L., Randich, S., Zoccali, M., Hill, V., Charbonnel, C., & Nordström, B. 2004, *A&A*, 424, 951
- Paunzen, E., & Mermilliod, J.-C. 2008. Open Cluster Database, <http://www.univie.ac.at/webda>
- Pichardo, B., Martos, M., Moreno, E., & Espresate, J. 2003, *ApJ*, 582, 230

- Pichardo, B., Martos, M., & Moreno, E. 2004, *ApJ*, 609, 144
- Porras, A., Christopher, M., Allen, L., Di Francesco, J., Megeath, S. T., & Myers, P. C. 2003, *AJ*, 126, 1916
- Portegies Zwart, S. F. 2009, *ApJ*, 696, L13
- Press, W. H., Teukolsky, S. A., Vetterling, W. T., & Flannery, B. P. 1992, *Numerical Recipes in Fortran 77: The Art of Scientific Computing* (2nd ed.; Cambridge: Cambridge Univ. Press)
- Quillen, A. C., & Minchev, I. 2005, *AJ*, 130, 576
- Randich, S., Sestito, P., Primas, F., Pallavicini, R., & Pasquini, L. 2006, *A&A*, 450, 557
- Reed, B. C. 2006, *JRASC*, 100, 146
- Richer, H. B., Fahlman, G. G., Rosvick, J., & Ibata, R. 1998, *ApJ*, 504, L91
- Sanders, R. H., & Tubbs, A. 1980, *AJ*, 235, 803
- Sanders, W. L. 1977, *A&AS*, 27, 89
- Sarajedini, A., Dotter, A., & Kirkpatrick, A. 2009, *ApJ*, 698, 1872
- Scally, A., & Clarke, C. 2001, *MNRAS*, 325, 449
- Schönrich, R., Binney, J., & Dehnen, W. 2010, *MNRAS*, 403, 1829
- Sellwood, J. A. 2011, *MNRAS*, 410, 1637
- Sevenster, M. N. 1999, *MNRAS*, 310, 629
- Solomon, P. M., Rivolo, A. R., Barrett, J., & Yahil, A. 1987, *ApJ*, 319, 730
- Solomon, P. M., Sanders, D. B., & Scoville, N. Z. 1979, *IAU Symp. 84 (The Large-Scale Characteristics of the Galaxy; W. B. Burton (ed.))*, 35
- Spitzer, L. 1958, *ApJ*, 127, 17
- Spitzer, L. 1987, *Dynamical Evolution of Globular Clusters* (Princeton: Princeton Univ. Press)
- Stanek, K. Z., Udalski, A., Szymański, M., Kaluźny, J., Kubiak, M., Mateo, M., & Krzemiński, W. 1997, *ApJ*, 477, 163

- Steiman-Cameron, T. Y., Wolfire, M., & Hollenbach, D. 2010, *ApJ*, 722, 1460
- Tautvaišiene, G., Edvardsson, B., Tuominen, I., & Ilyin, I. 2000, *A&A*, 360, 499
- VandenBerg, D. A., & Stetson, P. B. 2004, *PASP*, 116, 997
- Vande Putte, D., Garnier, T. P., Ferreras, I., Mignani, R. P., & Cropper, M. 2010, *MNRAS*, 407, 2109
- Wadhwa, M., & Russell, S. S. 2000, *prpl.conf*, 995
- Weiner, B. J., & Sellwood, J. A. 1999, *ApJ*, 524, 112
- Wielen, R., Fuchs, B., & Dettbarn, C. 1996, *A&A*, 314, 438
- Wyse, R. F. G., & Gilmore, G. 1995, *AJ*, 110, 2771
- Yadav, R. K. S., Bedin, L. R., Piotto, G., Anderson, J., Cassisi, S., Villanova, S., Platais, I., Pasquini, L., Momany, Y., & Sagar, R. 2008, *A&A*, 484, 609
- Zhao, H. 1994, Ph. D. thesis, Columbia Univ.

Table 1. M 67-Sun parameters

Parameter	Value	References
M 67		
$(\mu_\alpha \cos \delta)_{2000.0}$	$-9.6 \pm 1.1 \text{ mas yr}^{-1}$	1
$(\mu_\delta)_{2000.0}$	$-3.7 \pm 0.8 \text{ mas yr}^{-1}$	1
v_r	$33.78 \pm 0.18 \text{ km s}^{-1}$	1
r	$815 \pm 81.5 \text{ pc}$	1
Sun		
$(U, V, W)_\odot$	$(-11.1 \pm 1.2, 12.24 \pm 2.1, 7.25 \pm 0.6) \text{ km s}^{-1}$	2
z_\odot	$20 \pm 5 \text{ pc}$	3

References. — 1) Bellini et al. (2010b). 2) Schönrich et al. (2010). 3) Reed (2006).

Table 2. Sun’s Galactocentric distance, local circular rotation speed, and parameters of the non-axisymmetric Galactic components

Parameter	Value	References
R_0	8.3 ± 0.23 kpc	1
Θ_0	239 ± 7 km/s	1
Spiral Arms		
pitch angle (i)	$15.5 \pm 3.5^\circ$	2
scale length (H_\star)	3.9 ± 0.6 kpc ($R_0 = 8.5$ kpc)	3
$M_{\text{arms}}/M_{\text{disk}}$	0.04 ± 0.01	
mass	$2.7 - 5.4 \times 10^9 M_\odot$	
pattern speed (Ω_S)	24 ± 6 km s $^{-1}$ kpc $^{-1}$	4
Prolate Bar		
semi-major axis	3.13 kpc ($R_0 = 8.5$ kpc)	5
scale lengths	$1.7, 0.54$ kpc ($R_0 = 8.5$ kpc)	5
axial ratio	$0.54/1.7$	
mass	$1.5 - 1.8 \times 10^{10} M_\odot$	
angle between major axis and the Sun-GC line	20°	6
pattern speed (Ω_B)	55 ± 5 km s $^{-1}$ kpc $^{-1}$	4

References. — 1) Brunthaler et al. (2011). 2) Drimmel (2000). 3) Benjamin et al. (2005). 4) Gerhard (2011). 5) Freudenreich (1998). 6) Gerhard (2002).

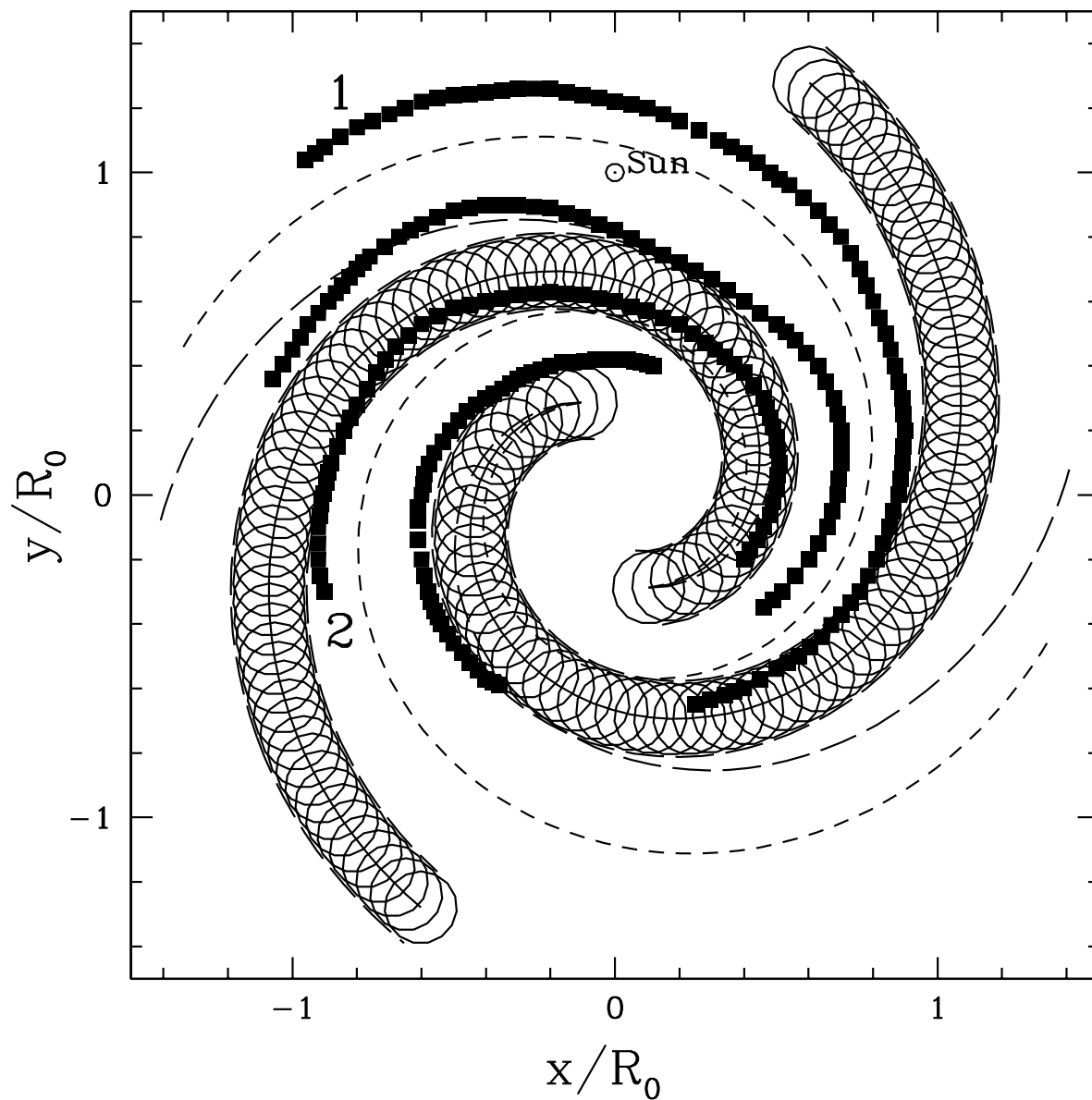


Fig. 1.— Reproduction of figure 2 in Drimmel (2000), illustrating in our model the superposition of spheroids (circles) along the stellar spiral locus (continuous lines, with pitch angle 15.5°) in the K band, obtained by Drimmel (2000). The short-dashed lines mark a pitch angle limit of 12° , and the long-dashed lines a 19° limit.

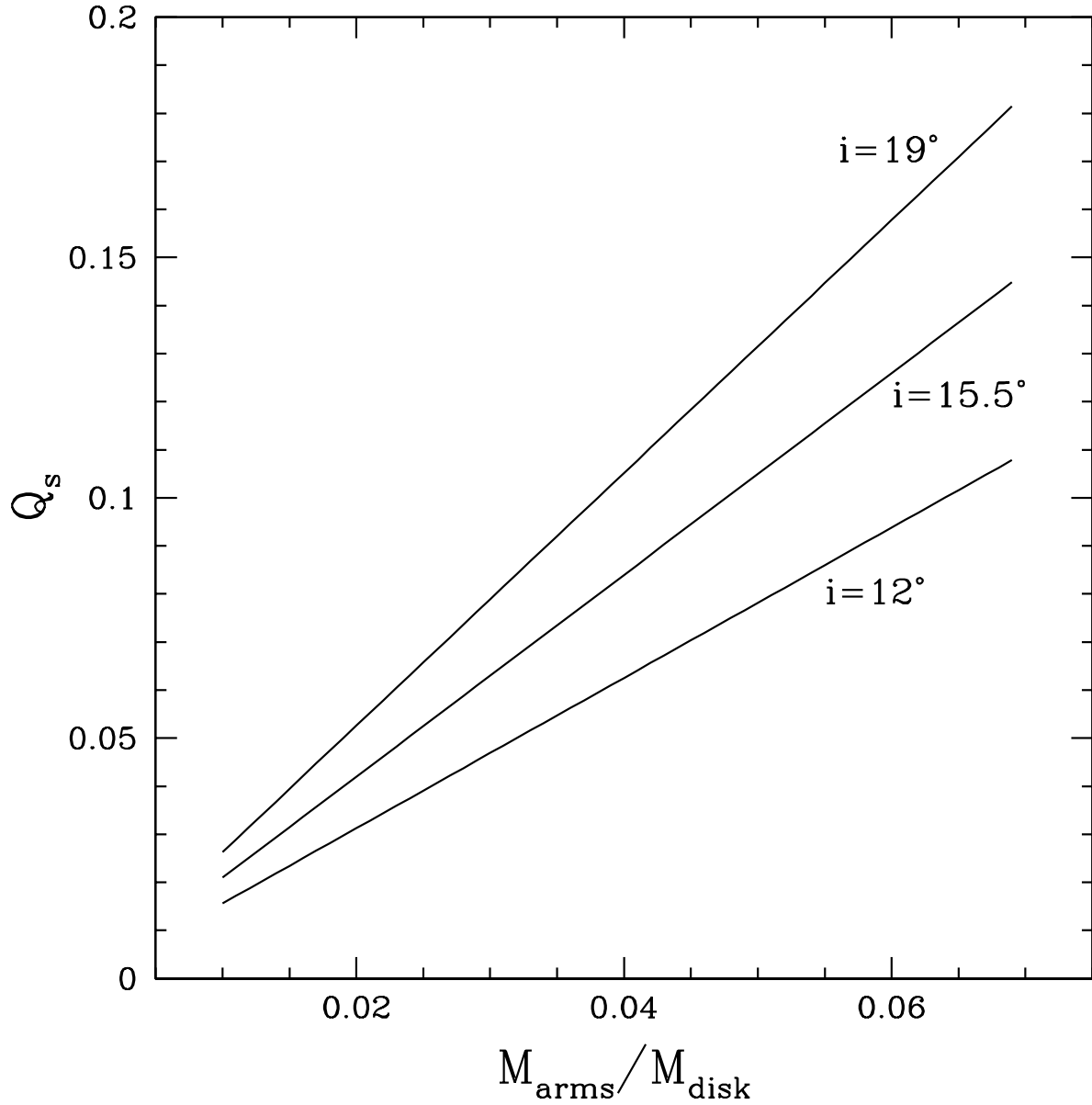


Fig. 2.— The parameter Q_s , which gives a measure of the strength of the spiral arms, as a function of the ratio $M_{\text{arms}}/M_{\text{disk}}$ for three values of the pitch angle i . In this figure we take $R_0 = 8.3$ kpc and $\Theta_0 = 239$ km/s.

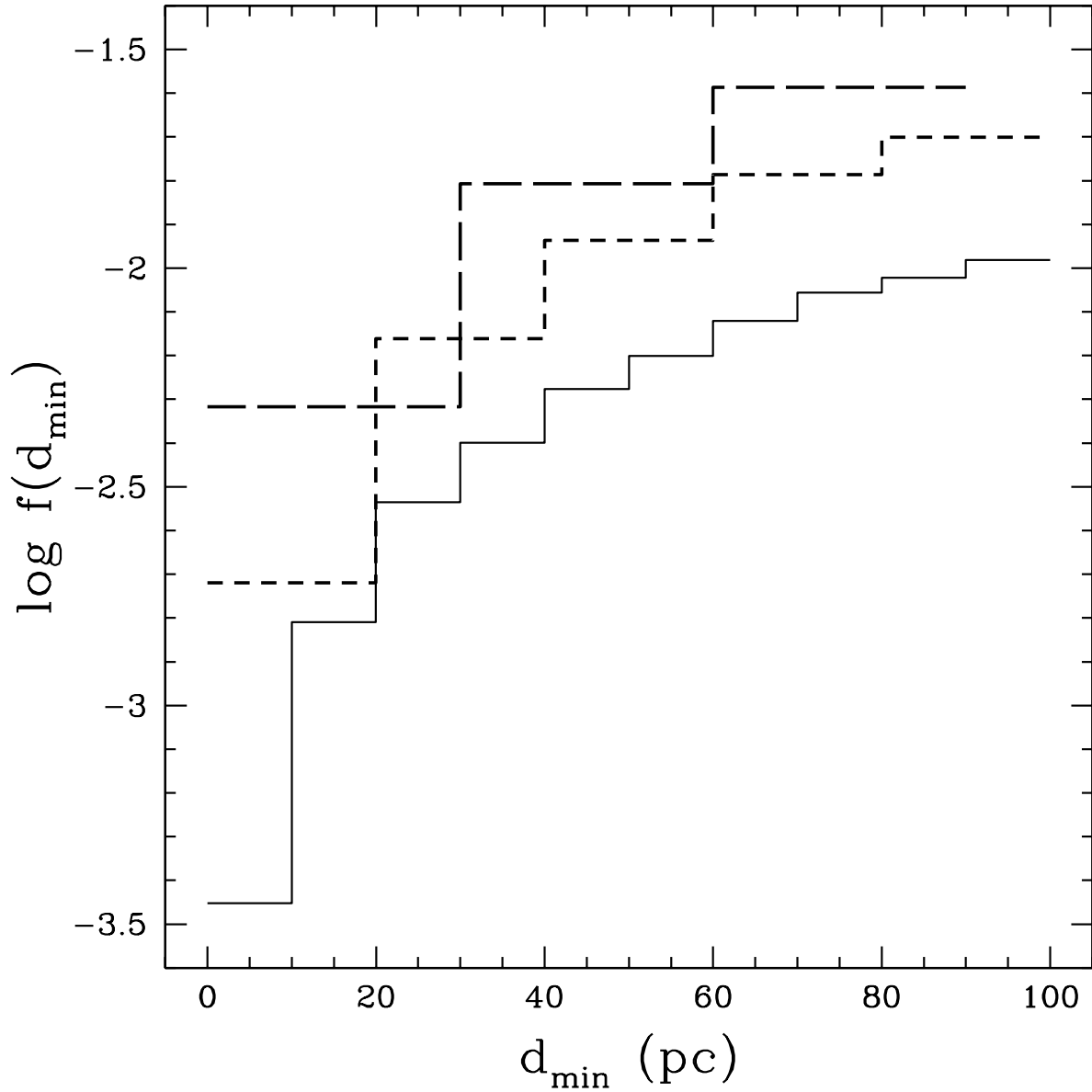


Fig. 3.— Logarithm of the close-encounters distribution $f(d_{\min})$, for d_{\min} bins of 10 pc (continuous line), 20 pc (short-dashed line), and 30 pc (long-dashed line). The encounters occur at any time, up to the Sun’s age.

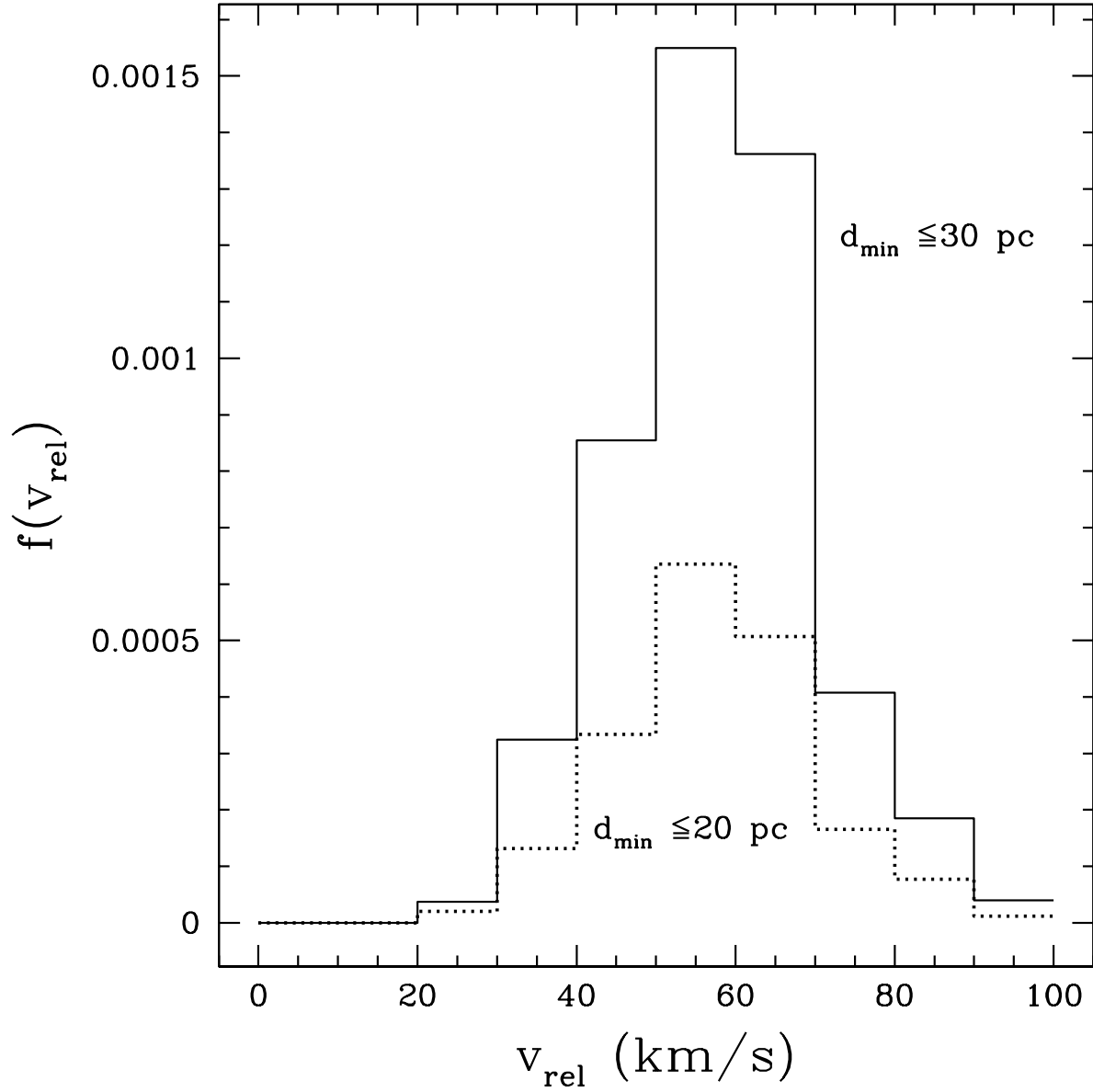


Fig. 4.— The distributions in relative velocity between the Sun and M 67 for the close encounters in Figure 3 with $d_{\text{min}} \leq 20$ pc and $d_{\text{min}} \leq 30$ pc.

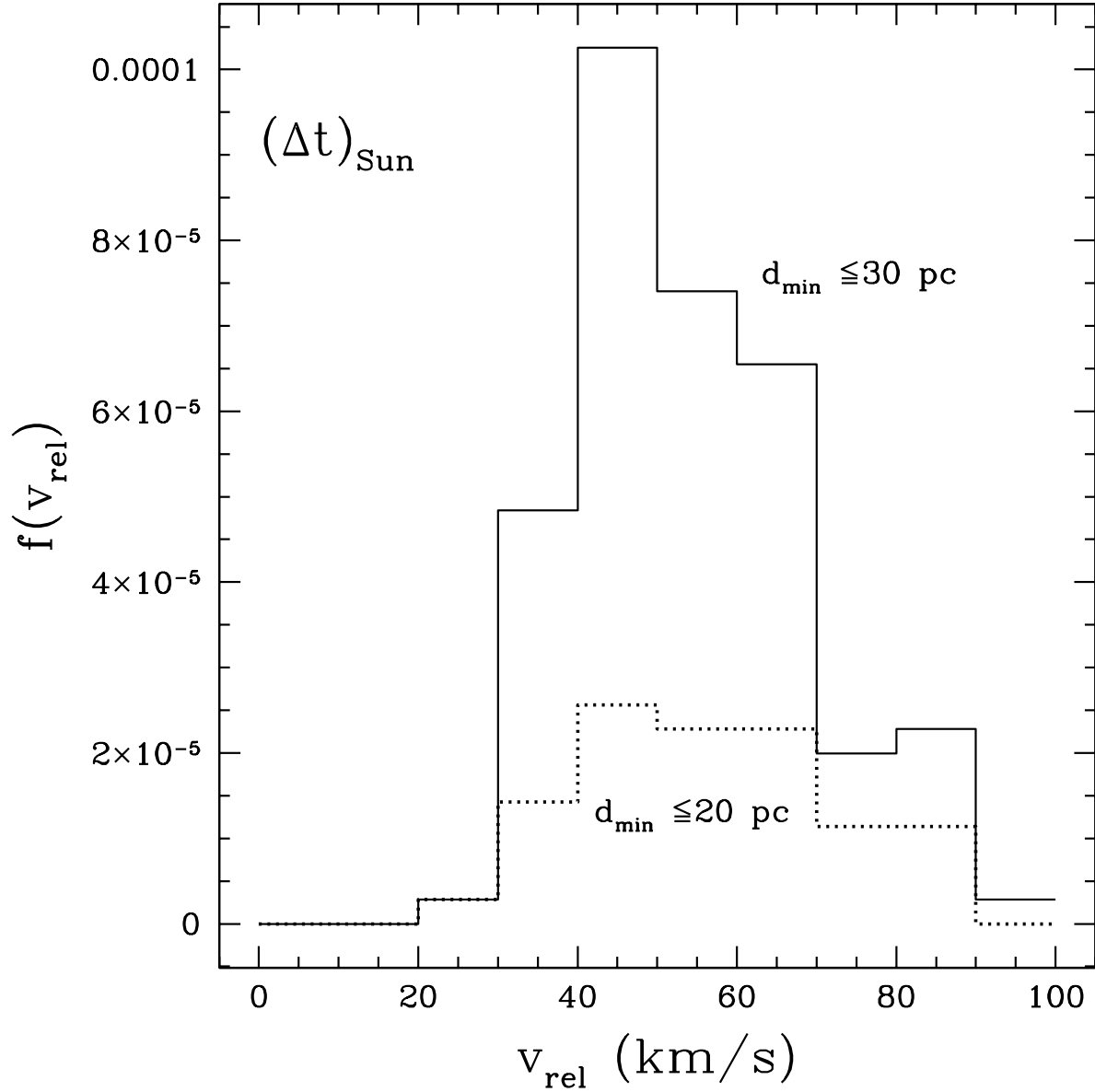


Fig. 5.— The distributions in relative velocity between the Sun and M 67 for close encounters which occurred in the Sun’s-age time interval $(\Delta t)_{\text{Sun}} = -4.57 \pm 0.2$ Gyr. Encounters with $d_{\text{min}} \leq 20$ pc and $d_{\text{min}} \leq 30$ pc are considered.

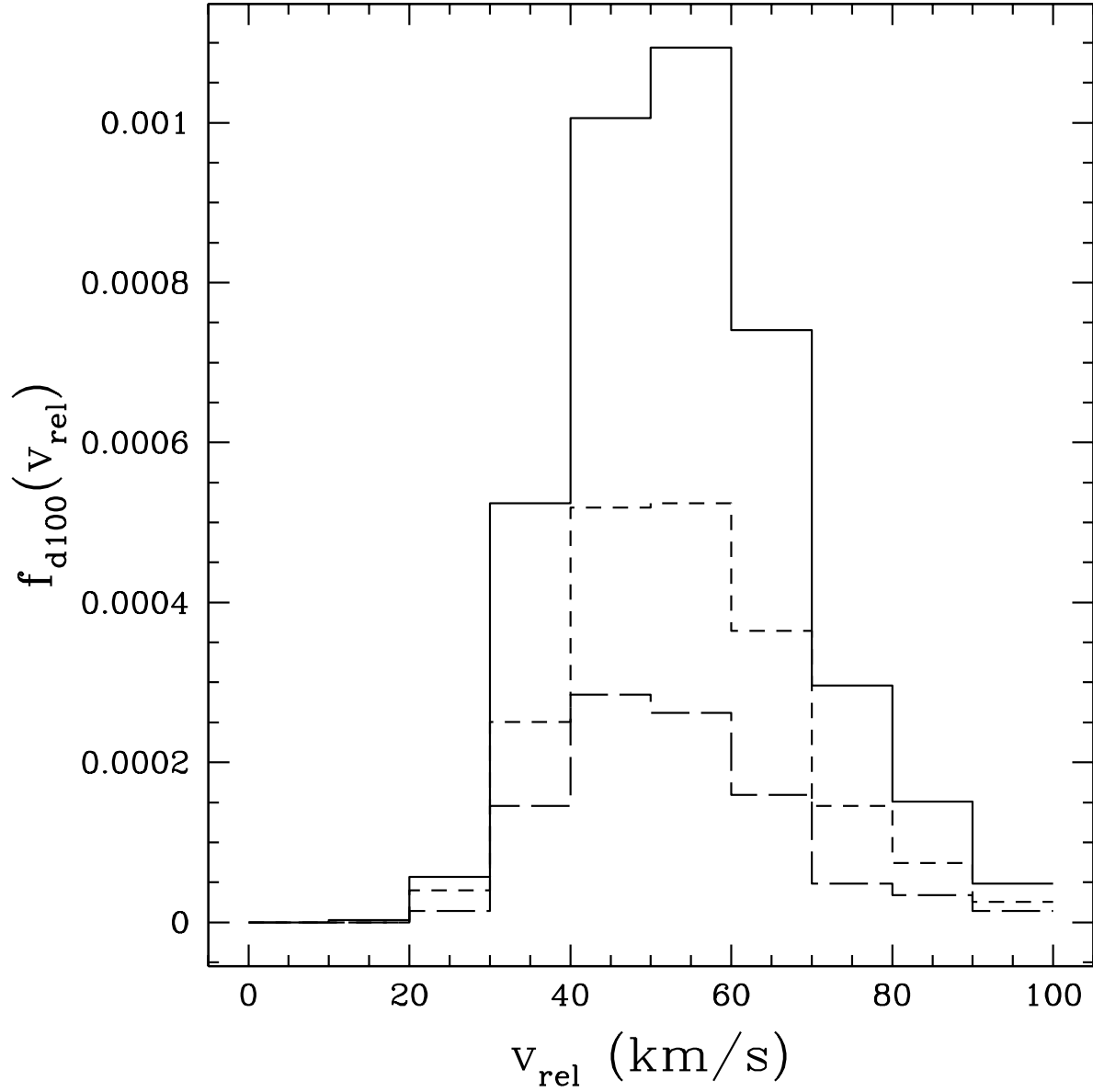


Fig. 6.— Distributions in relative velocity between the Sun and M 67 for close encounters with $d_{\text{min}} \leq 100$ pc, occurring in the time intervals: -4.57 ± 0.2 Gyr, continuous line; -4.57 ± 0.1 Gyr, short-dashed line; -4.57 ± 0.05 Gyr, long-dashed line.

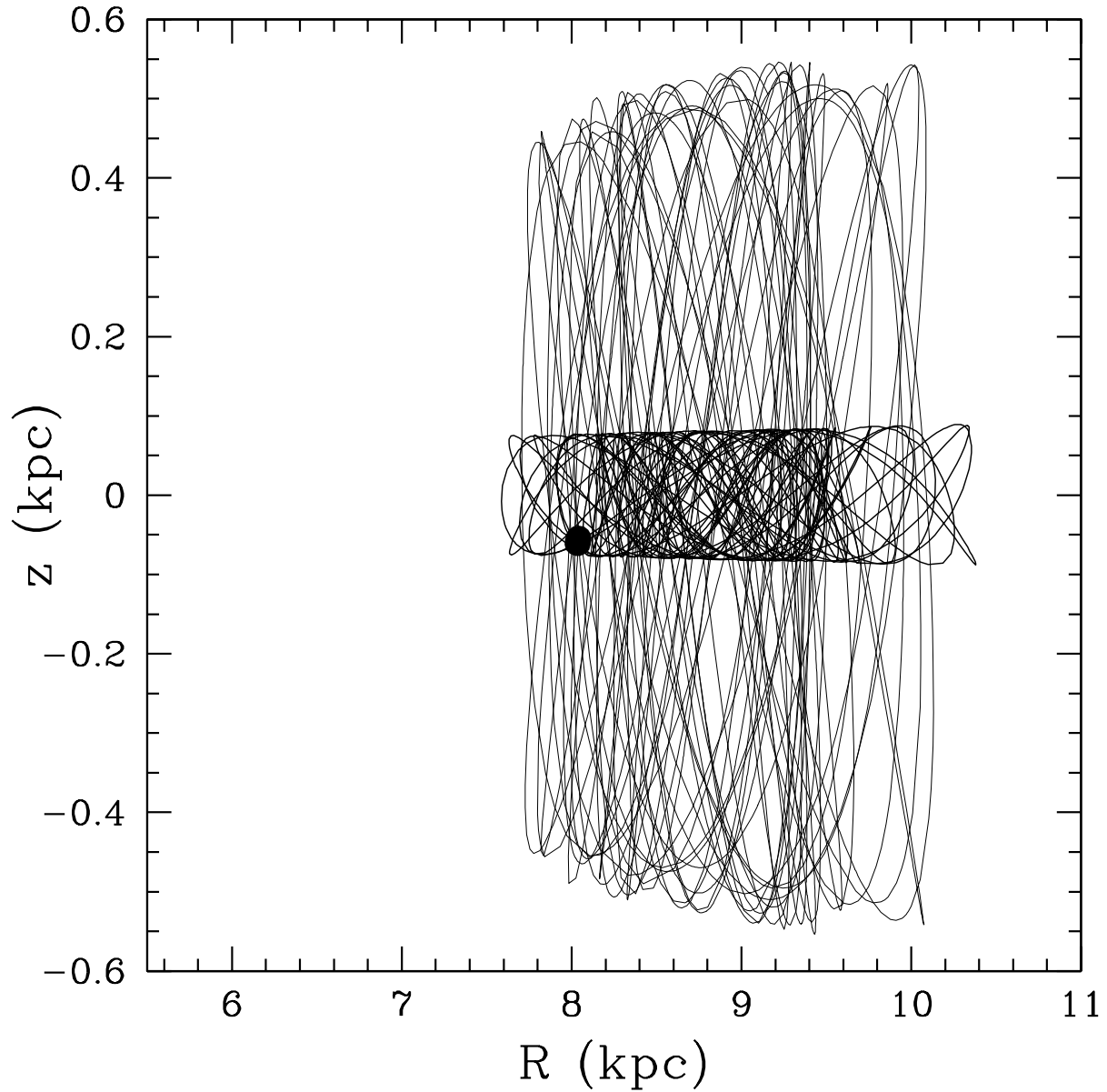


Fig. 7.— Meridional orbits of the Sun (low- z amplitude) and M 67 (high- z amplitude) for a run with a low strength of the spiral arms, $M_{\text{arms}}/M_{\text{disk}} = 0.0123$. The black dot shows the position of the close encounter.

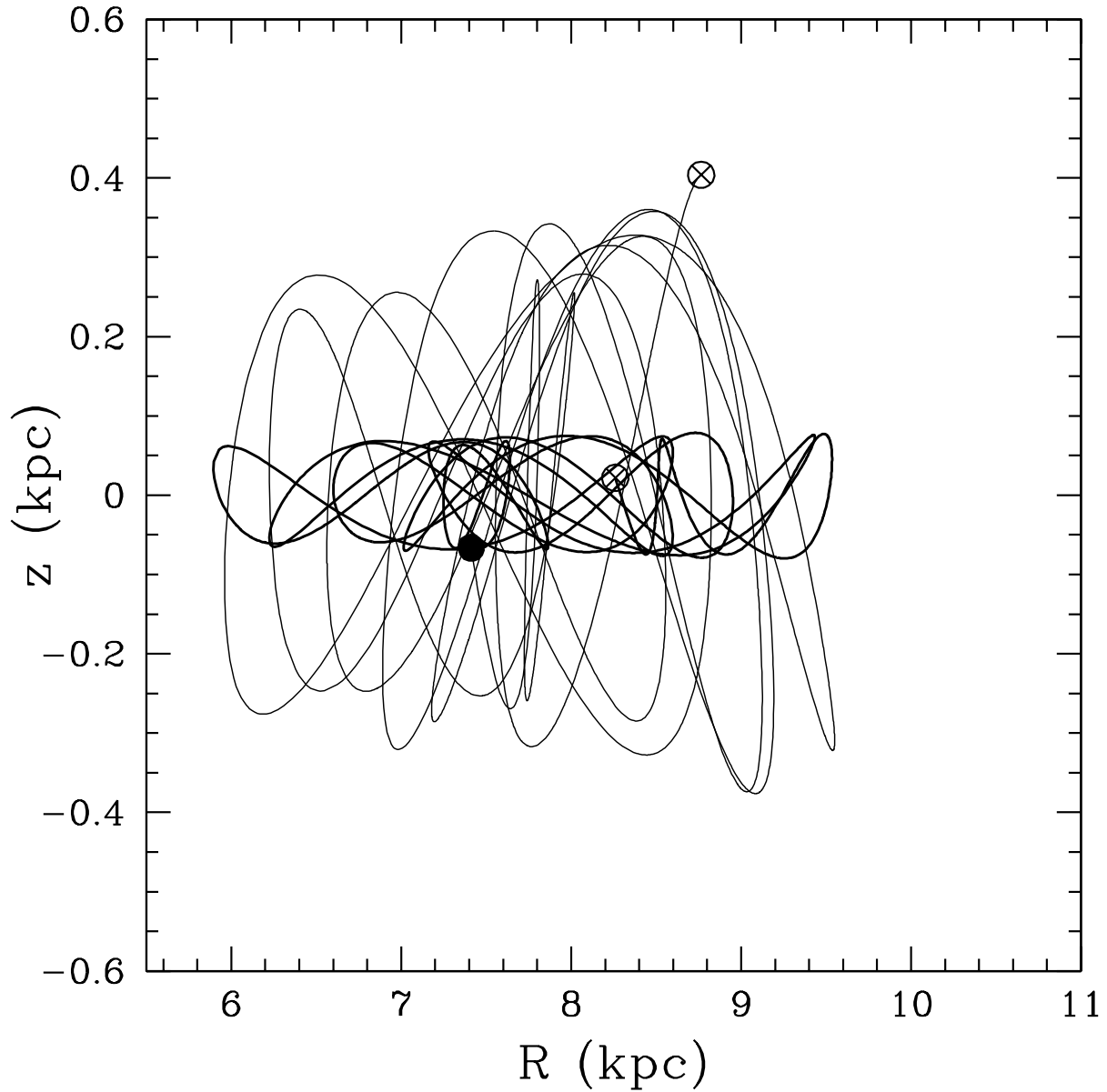


Fig. 8.— As in Figure 7, with the same (R,z) region, here for a run with a high strength of the spiral arms, $M_{\text{arms}}/M_{\text{disk}} = 0.0636$. The points \otimes mark the present-day positions of the Sun and M 67, and the black dot shows the position of the close encounter.

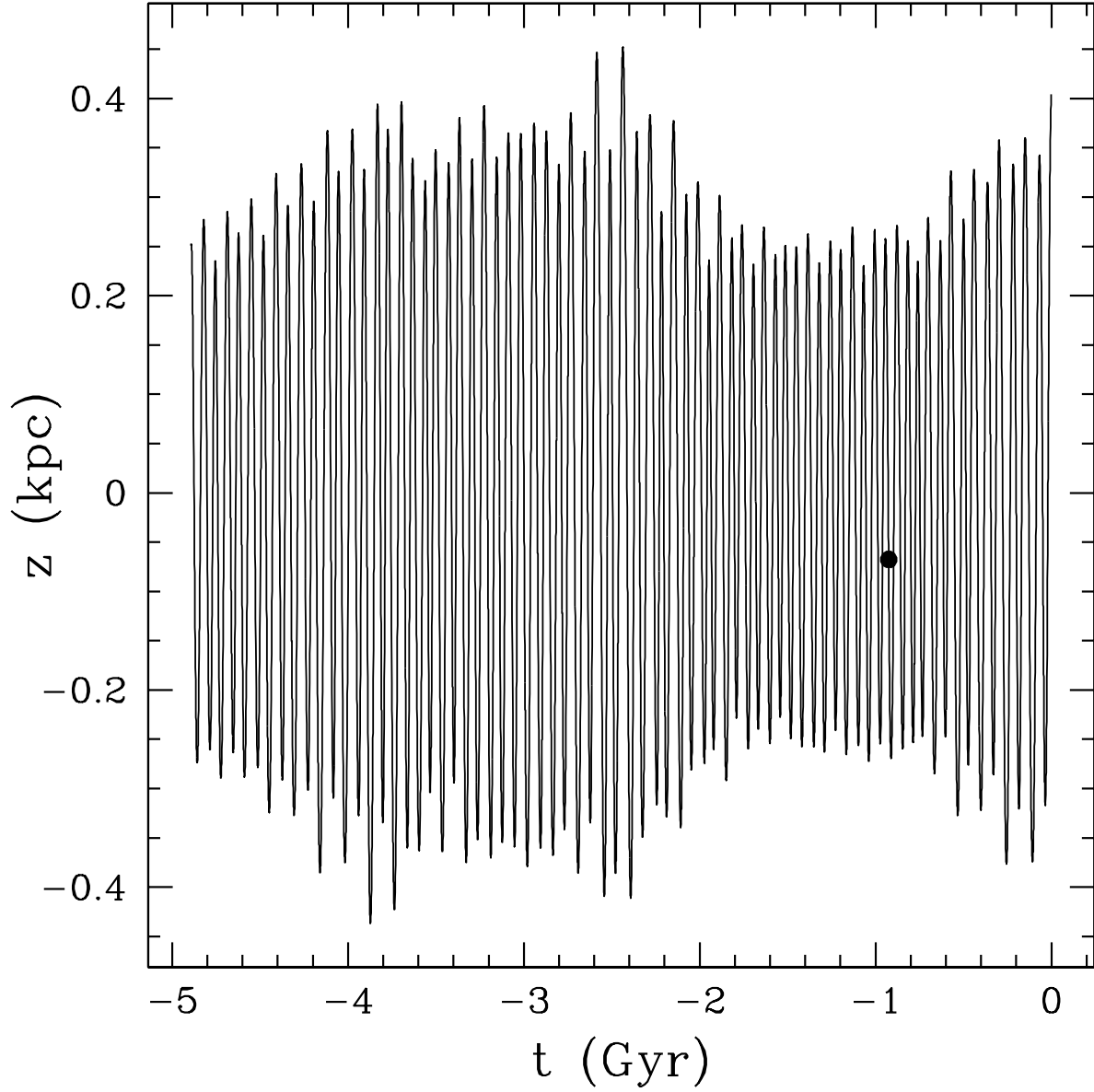


Fig. 9.— Evolution of the coordinate z in the orbit of M 67, for the case shown in Figure 8, extending the time up to -5 Gyr. The black dot shows (t,z) at the close encounter Sun-M 67.