Invariant discretization schemes for the shallow-water equations

Alexander Bihlo† and Roman O. Popovych‡

† *Centre de recherches mathématiques, Université de Montréal, C.P. 6128, succ. Centre-ville, Montréal (QC) H3C 3J7, Canada*
E-mail: *bihlo@crm.umontreal.ca*

‡ *Wolfgang Pauli Institute, Nordbergstraße 15, A-1090 Vienna, Austria*
Institute of Mathematics of NAS of Ukraine, 3 Tereshchenkivska Str., 01601 Kyiv, Ukraine
E-mail: *rop@imath.kiev.ua*

arXiv:1201.0498v1 [math-ph] 2 Jan 2012

Invariant discretization schemes are derived for the one- and two-dimensional shallow-water equations with periodic boundary conditions using difference invariants. While originally designed for constructing invariant finite difference schemes, we extend the usage of difference invariants to allow constructing of invariant finite volume methods as well. It is found that the classical invariant schemes converge to the Lagrangian formulation of the shallow-water equations. These schemes require to redistribute the grid points according to the physical fluid velocity, i.e. the mesh cannot remain fixed in the course of the numerical integration. Invariant Eulerian discretization schemes are proposed for the shallow-water equations. Instead of using the fluid velocity as the grid velocity, an invariant moving mesh generator is invoked in order to determine the location of the grid points at the subsequent time level. The numerical conservation of energy and mass is evaluated for the invariant and the non-invariant schemes. The invariant schemes constructed conserve the mass and momenta up to machine precision, similar as the non-invariant schemes but none of them is energy conserving.

1 Introduction

Discretization schemes that preserve characteristic properties of systems of differential equations received an increasing attention over the past years and led to the development of the field of *geometric numerical integration*. The principal motivation for this approach is that controlling the local discretization error, as is done in most of the classical numerical methods, can fail to capture essential qualitative features of the underlying problem, which might be equally important in order to obtain reasonable integration results. Such features can include, but are not necessarily exhausted by, conservation laws, point symmetries, a Hamiltonian structure, conservation of phase-space volume and asymptotic characteristics. Various geometric numerical integration schemes have been developed that capture these properties in the course of discretization, such as conservation laws and the Hamiltonian structure [9, 29], Lie symmetries [3, 15, 16, 17, 28, 42] and phase-space volume [21, 40].

In the present paper, we aim to concentrate on the problem of deriving discretization schemes with symmetry properties by developing appropriate finite difference and finite volume schemes for the shallow-water equations. In particular, we are concerned with the problem of finding discretization schemes that are invariant under the maximal Lie invariance group admitted by the shallow-water equations with (double) periodic boundary conditions. Choosing the shallow-water equations for such an investigation can be motivated as they are a prominent, simple, yet fully-nonlinear, model of fluid mechanics exhibiting various features of the original set of governing equations of hydrodynamics, such as the simultaneous occurrence of both fast (divergent) and slow (vortical) waves, the existence of conservation laws, symmetries and a Hamiltonian form. Moreover, the shallow-water equations always served as an important intermediate model to test new numerical schemes, e.g. [2, 23, 37, 38, 39].

The design of invariant discretization schemes in general requires the explicit treatment of meshes that are not time-space orthogonal, i.e. time-adaptive grids. Such grids pose several challenges from the numerical point of view that are up to now not well investigated in the field of invariant numerical schemes. On the other hand, meshes that adapt according to the development of the numerical solution are an extensively investigated subject in the field of numerical mathematics, see e.g. [24, 41]. The question not explicitly answered so far is whether the problem of finding discretization schemes with symmetry properties can be embedded in the study of adaptive numerical schemes. In the present paper, we discuss a possible answer to that problem, exemplified with the shallow-water equations.

The outline of the paper is as follows: Properties of the shallow-water equations are discussed in the following Section 2. Section 3 is devoted to a review of common techniques that allows one to construct invariant finite difference schemes. In Section 4 we derive invariant discretization schemes for the one-dimensional shallow-water equations. This is done both by using the Lagrangian description of the shallow-water equations and by setting up an invariant grid generator. In Section 5 we discuss strategies for the design of invariant numerical models in higher dimensions and illustrate them with the two-dimensional shallow-water equations. Again, both a Lagrangian scheme and an Eulerian scheme based on an invariant grid generator are introduced. For the first scheme we use an invariant finite volume discretization, while the second scheme is based on finite differences. A summary and concluding remarks can be found in the final Section 6.

2 Symmetries of the shallow-water equations

The nondimensionalized system of shallow-water equations in Cartesian coordinates is

$$\begin{aligned} &u_t + uu_x + vu_y + h_x = 0,\\ &v_t + uv_x + vv_y + h_y = 0,\\ &h_t + uh_x + vh_y + h(u_x + v_y) = 0, \end{aligned} \tag{1}$$

where $\mathbf{v} = (u, v)$ is the fluid velocity in the plane and h is the height of the fluid column over a fixed reference level within the fluid. The bottom topography is assumed to be flat here for simplicity. Treating non-flat topographies would lead to the inclusion of additional source terms in system (1). The shallow-water equations are derived from the Euler equations for an ideal fluid under the assumptions of validity of the hydro-static approximation, constance of the fluid density and that vertical motions are of much smaller scale than horizontal motions [35].

The shallow-water equations (1) can be represented in Hamiltonian form [30] upon using

$$\{\mathcal{F}, \mathcal{G}\} = \int \left(q\mathbf{k} \cdot \frac{\delta \mathcal{F}}{\delta \mathbf{v}} \times \frac{\delta \mathcal{G}}{\delta \mathbf{v}} - \frac{\delta \mathcal{F}}{\delta \mathbf{v}} \cdot \nabla \frac{\delta \mathcal{G}}{\delta h} + \frac{\delta \mathcal{G}}{\delta \mathbf{v}} \cdot \nabla \frac{\delta \mathcal{F}}{\delta h} \right) \mathrm{d}A$$

as Poisson bracket, where $\mathcal{F}$ and $\mathcal{G}$ are functionals of h and q, $q = \zeta/h = (v_x - u_y)/h$ being the potential vorticity, $\mathbf{k}$ denotes the vertical unit vector, $\mathrm{d}A = \mathrm{d}x\mathrm{d}y$ is the area element and the integration extends over the domain of the entire fluid. The Hamiltonian for the shallow-water equations is given by the total energy

$$H = \frac{1}{2} \int \left(h\mathbf{v}^2 + h^2 \right) \mathrm{d}A.$$

Additional conserved quantities are associated with the above non-canonical Poisson bracket. For any function f of the potential vorticity q, the integral

$$\mathcal{C}_f = \int hf(q)\, \mathrm{d}A$$

is conserved on solutions of the shallow-water equations. This class of conserved quantities contains the mass $\mathcal{M}=\mathcal{C}_1$, the circulation $\mathcal{Z}=\mathcal{C}_q$ and the potential enstrophy $\mathcal{E}=\mathcal{C}_{q^2/2}$. Two more conserved quantities are the momenta in the x- and y-directions,

$$\mathcal{P}_x=\int hu\,\mathrm{d}A,\quad \mathcal{P}_y=\int hv\,\mathrm{d}A.$$

The maximal Lie invariance algebra of the two-dimensional shallow-water equations (1) is nine-dimensional, see e.g. [14, 34]. A basis of this algebra consists of the vector fields

$$\begin{aligned}&\partial_t,\quad \partial_x,\quad \partial_y,\quad t\partial_x+\partial_u,\quad t\partial_y+\partial_v,\\&t\partial_t+x\partial_x+y\partial_y,\quad x\partial_x+y\partial_y+u\partial_u+v\partial_v+2h\partial_h,\\&-y\partial_x+x\partial_y-v\partial_u+u\partial_v,\quad t^2\partial_t+tx\partial_x+ty\partial_y+(x-tu)\partial_u+(y-tv)\partial_v-2th\partial_h.\end{aligned}\tag{2}$$

These vector fields generate one-parametric Lie symmetry groups, which correspond to: (i) time-translations, (ii)–(iii) space translations, (iv)–(v) Galilean transformations, (vi)–(vii) scalings, (viii) rotations and (ix) inversions in t.

In what follows, we will also use the one-dimensional version of system (1), in which case we set $v=0$ and drop the dependence of u and h on y. The resulting system reads

$$\begin{aligned}&u_t+uu_x+h_x=0,\\&h_t+uh_x+hu_x=0,\end{aligned}\tag{3}$$

and preserves the total energy, mass and momentum

$$\mathcal{H}_{1\mathrm{D}}=\frac{1}{2}\int\left(hu^2+h^2\right)\mathrm{d}x,\qquad \mathcal{M}_{1\mathrm{D}}=\int h\,\mathrm{d}x,\qquad \mathcal{P}_{1\mathrm{D}}=\int hu\,\mathrm{d}x.$$

It is well known that the maximal Lie invariance algebra of system (3) is infinite dimensional maximal and generated by the vector fields

$$\begin{aligned}&t\partial_t+x\partial_x,\quad x\partial_x+u\partial_u+2h\partial_h,\quad t\partial_x+\partial_u,\\&(2x-6tu)\partial_t+(6h-3u^2)t\partial_x+(u^2+4h)\partial_u+4hu\partial_h,\quad f(h,u)\partial_t+g(h,u)\partial_x,\end{aligned}\tag{4}$$

where the functions f and g run through the set of solutions of the system

$$\begin{aligned}&g_h-uf_h+f_u=0,\\&g_u-uf_u+hf_h=0.\end{aligned}\tag{5}$$

The existence of the latter generator is owed to the possibility of linearization of system (3) to system (5) by means of the hodograph transformation in which u and h are assumed as the new independent variables and $f=t$ and $g=x$ are the new unknown functions. The linearization by the hodograph transformation permuting the pairs of dependent and independent variables is a general property of homogeneous first-order systems of partial differential equations in two independent variables and two unknown functions that are linear in derivatives with coefficients depending only on the unknown functions. See also [25, p. 154] for the symmetry interpretation of the linearization of the one-dimensional shallow-water equations. Note that system (5) is reduced to a single Tricomi equation. More precisely, excluding g by cross differentiation, we obtain the equation $f_{uu}=hf_{hh}+2f_h$. The substitution $\phi=hf$ then leads to the Tricomi equation $\phi_{uu}=h\phi_{hh}$. Another way for the reduction is to rewrite the equation $f_{uu}=hf_{hh}+2f_h$ in the form $h^3f_{uu}=h^2(h^2f_h)_h$ and to carry out the transformation $z=1/h$ which yields the similar Tricomi equation $f_{uu}=z^3f_{zz}$. Symmetry analysis of such equations was carried out in [7].

3 Construction of invariant numerical discretization schemes

The problem of constructing discretization schemes that preserve symmetries of the corresponding differential equations was first systematically addressed by Dorodnitsyn and his collaborators [3, 10, 17, 18, 19, 20]. As there are an infinite number of possibilities to approximate a differential equation by means of finite differences, one might single out those among all possible difference schemes which inherit symmetries of the original differential equations. Dorodnitsyn's approach can be subsumed in the following way: First determine the maximal Lie invariance algebra of the model under consideration. For many classical hydrodynamical problems, this task is already completed [26, 33]. Hereafter, a discretization stencil, i.e. a number of grid points which the difference scheme will be based on, has to be chosen. The generators of Lie symmetries are then prolonged to all points of the stencil. From these prolonged generators, the invariants of the extended group action on the stencil are determined. The final step then is to assemble the obtained invariants together to a difference approximation of the original differential equation. By difference approximation it is meant that in the continuous limit, the invariant finite difference scheme reduces to the original differential equation. In much the same way, also the equations governing the positions of the grid points are composed in an invariant way. In the continuous limits, these grid equations reduce to some identities (typically $0 = 0$). Altogether, this method is a straightforward application of inverse group classification, using transformation groups acting on a discrete set of points rather than on a continuous space.

A common feature of the difference schemes constructed by this method is that the grid points might not remain fixed in the course of numerical integration. Precise criteria for a grid to be uniform, orthogonal and possessing flat time layers, can be found e.g. in [17]. These criteria are formulated as conditions on the coefficients of the infinitesimal symmetry generators and are broken, e.g. for Galilean boosts and inversions. This means that for such symmetries it is not possible to use isotropic or static grids. Hence, the problem of establishing good conditions governing the position of grid points both spatially and temporally becomes vital.

Up to now the reviewed technique has been applied to physically rather simple model, usually only involving time and one space dimension [3, 10, 19, 20, 42]. It is understandable that the multi-dimensional case is even more delicate, as there is an increasing number of possibilities for assembling the difference invariants to finite difference schemes. In addition, grids can evolve differently in distinct spatial dimensions, which might cause severe numerical problems if not treated appropriately, such as tangling meshes. In the present paper, we aim to discuss ways of overcoming the latter problem.

Though it is the Dorodnitsyn approach which we will exclusively use in the present paper, we should also like to describe a second possible and equivalent way of constructing finite difference schemes with symmetry properties. This alternate approach uses moving frames in the Fels and Olver formulation [22]. In contrast to the above method, where finite difference schemes are constructed from the outset, in the moving frames method the concept of *invariantization* of existing schemes plays the key role. This technique can be summed up as follows [27, 28]: Determine the Lie symmetry group of the given system of differential equations. This part is standard and usually involves exponentiation of elements of the maximal Lie invariance algebra of the system. Subsequently, a moving frame associated with the Lie symmetry group is constructed. Roughly speaking, the moving frame is an equivariant function that returns the unique group element mapping a given point to an element of a chosen submanifold (the cross-section), which intersects the group orbits once and transversally. Since the conditions for a submanifold to be a cross-section are quite general, there is a freedom in choosing it and hence in constructing the associated moving frame. Once the moving frame is constructed, it can be used to map an arbitrary function to an invariant function. This is a general property of any moving frame which allows determining usual invariants and differential invariants of a group action [31, 32]. In the same way, it is possible to take a given difference scheme (considered as a function of

grid points) for a differential equation and apply the moving frame to it. By this procedure, the given scheme is transformed to a new scheme that will be invariant under the same Lie group as has been used to determine the moving frame.

The main benefit of this method is the possibility of using existing finite difference schemes as a starting point in the development of invariant schemes. Consequently, such invariant schemes could eventually be implemented into existing numerical models with limited effort. As with the Dorodnitsyn method described above, invariantization of existing numerical schemes can also lead to grids that evolve during numerical integration.

The reason why we will use the technique of difference invariants rather than the method of invariantization is that the freedom in constructing a moving frame can make it somewhat difficult to arrive at a scheme that is not only invariant but also has some desirable numerical properties, as e.g. discussed in [15]. Although a certain degree of freedom also exists in the course of assembling difference invariants to invariant discretization schemes, the form of the particular difference invariants usually impose enough restrictions to find several reasonable finite difference approximations of a given system of differential equations. This is in particular true for the symmetry subgroups of the shallow-water equations that we aim to employ in the present paper.

4 Invariant numerical models for one-dimensional shallow-water equations

In Section 2 we discussed the symmetries of the shallow-water equations without any relation to the boundary value problem. However, when setting up a numerical model for a specific set of problems, the explicit treatment of certain boundary values is usually inevitable. As a rule, the symmetries admitted by a boundary value problem are only a subgroup of the symmetries admitted by the involved system of differential equations [8]. Stated in another way, a specific boundary value problem usually does not admit all the symmetries of a system of differential equations considered without boundaries. This is in particular the case for various differential equations arising in hydrodynamics, which admit wide maximal Lie invariance groups in the absence of boundaries [1, 4, 5, 6, 26, 33]. This is also the case for the shallow-water equations as will be shown in the present section. For this reason, it is necessary to find a way to incorporate the boundaries considered into the numerical model to be developed.

4.1 Symmetries of boundary value problem

In order to design numerical schemes preserving symmetries of a system of differential equations, two principal strategies can be adopted.

In the first approach numerical schemes are developed that preserve the entire maximal Lie invariance group and implement these schemes for the specific physical configurations of interest. This is the approach applied in most of the previous work on invariant numerical schemes [17]. The drawback of this view is that the practical implementation of a numerical scheme for a partial differential equation always requires an explicit treatment of a boundary value problem. As was said above, for the boundaries arising in hydrodynamics most often (e.g. periodic, reflective or absorbing), the symmetries of the differential equation without boundaries are usually much more specific than actually needed. Using the first approach may therefore lead to the overly restrictive requirement that all symmetries of the considered differential equation are equally important in the course of invariant scheme development. For a particular boundary value problem, however, this may not be the case, as some of the symmetries of the differential equation might not be admitted at all.

This is why we will adopt the second approach here, which only requires preservation of a subgroup of the maximal Lie invariance group that is compatible with the specific boundary

value problem under consideration. The drawback of this approach is that if one aims to test different boundaries it can be necessary to design new schemes for each configuration, as other symmetry subgroup may arise for each specific setting. On the other hand, an advantage of using the more restricted condition of requiring the finite difference schemes to be invariant only under the symmetries admitted by a boundary value problem is that it provides a natural selection criterion for subgroups of a maximal Lie invariance group to be preserved numerically. In view of the particular nature of the infinite-dimensional maximal Lie invariance group of the one-dimensional shallow-water equations (or, more generally, the equations of hydrodynamics), it might be a cumbersome or even hopeless task to attempt preserving all these symmetries in the respective discrete models.

Among the most natural boundaries for the one-dimensional shallow-water equations in the setting of geophysical fluid dynamics are cyclic ones, which we aim to study here. From the point of view of group analysis, these boundaries are advantageous as they are not as restrictive as e.g. Dirichlet boundaries and generally lead to admitted maximal Lie invariance groups that have a clear physical interpretation.

For the one-dimensional shallow-water equations, the subalgebra of (4) which is compatible with periodic boundary conditions is generated by the vector fields

$$\partial_t, \quad \partial_x, \quad t\partial_x + \partial_u, \quad t\partial_t + x\partial_x, \quad x\partial_x + u\partial_u + 2h\partial_h. \tag{6}$$

Strictly speaking, only the first three generators induce one-parametric symmetry groups of such a boundary-value problem as scaling symmetries are not admitted once a domain (periodicity) length is fixed. However, the inclusion of scaling symmetries in the subsequent consideration can be motivated as they are equivalence transformations of the selected class of boundary value problems. This means that upon preserving the subalgebra generated by (6) we are still able to test different domain lengths. In this sense, the preservation of scaling transformations plays an important role for the class of one-dimensional shallow-water equations with periodic boundaries and *any* domain size even if for a specific numerical integration scalings are no proper symmetry transformations.

4.2 Classical invariant numerical schemes

We begin our study of invariant numerical schemes for the shallow-water equations using the classical construction proposed by Dorodnitsyn. In this framework, we have to prolong the maximal Lie invariance algebra (4) to the discretization stencils which we aim to use. These stencils are depicted in Fig. 1. As the symmetry group generated by (6) does not violate the criterion for using flat time layers, see [17] for more details, all points in the spatial domain are defined at the same time. However, preserving Galilean invariance in a numerical scheme it is impossible to use a fixed grid, i.e. $\hat{x}_i \neq x_i$. The possibility of evolving grids in general also leads to nonhomogeneous spacings in the course of the integration, i.e. $\hat{x}_{i+1} - \hat{x}_i \neq \hat{x}_i - \hat{x}_{i-1}$ even if the initial grid $\{x_i\}$ is equally spaced.

Prolonging the vector fields (4) to the points indicated in Fig. 1 gives

$$\begin{aligned}
&\partial_t, \quad \partial_{x_i} + \partial_{x_{i+1}} + \partial_{x_{i-1}} + \partial_{\hat{x}_i} + \partial_{\hat{x}_{i+1}} + \partial_{\hat{x}_{i-1}},\\
&t(\partial_{x_i} + \partial_{x_{i+1}} + \partial_{x_{i-1}}) + (t+\tau)(\partial_{\partial_{\hat{x}_i}} + \partial_{\hat{x}_{i+1}} + \partial_{\hat{x}_{i-1}}) +\\
&\partial_{u_i} + \partial_{u_{i+1}} + \partial_{u_{i-1}} + \partial_{\hat{u}_i} + \partial_{\hat{u}_{i+1}} + \partial_{\hat{u}_{i-1}},\\
&t\partial_t + \tau\partial_\tau + x_i\partial_{x_i} + x_{i+1}\partial_{x_{i+1}} + x_{i-1}\partial_{x_{i-1}} + \hat{x}_i\partial_{\hat{x}_i} + \hat{x}_{i+1}\partial_{\hat{x}_{i+1}} + \hat{x}_{i-1}\partial_{\hat{x}_{i-1}},\\
&x_i\partial_{x_i} + x_{i+1}\partial_{x_{i+1}} + x_{i-1}\partial_{x_{i-1}} + \hat{x}_i\partial_{\hat{x}_i} + \hat{x}_{i+1}\partial_{\hat{x}_{i+1}} + \hat{x}_{i-1}\partial_{\hat{x}_{i-1}} +\\
&u_i\partial_{u_i} + u_{i+1}\partial_{u_{i+1}} + u_{i-1}\partial_{u_{i-1}} + \hat{u}_i\partial_{\hat{u}_i} + \hat{u}_{i+1}\partial_{\hat{u}_{i+1}} + \hat{u}_{i-1}\partial_{\hat{u}_{i-1}} +\\
&2h_i\partial_{h_i} + 2h_{i+1}\partial_{h_{i+1}} + 2h_{i-1}\partial_{h_{i-1}} + \hat{2}h_i\partial_{\hat{h}_i} + \hat{2}h_{i+1}\partial_{\hat{h}_{i+1}} + \hat{2}h_{i-1}\partial_{\hat{h}_{i-1}}.
\end{aligned} \tag{7}$$

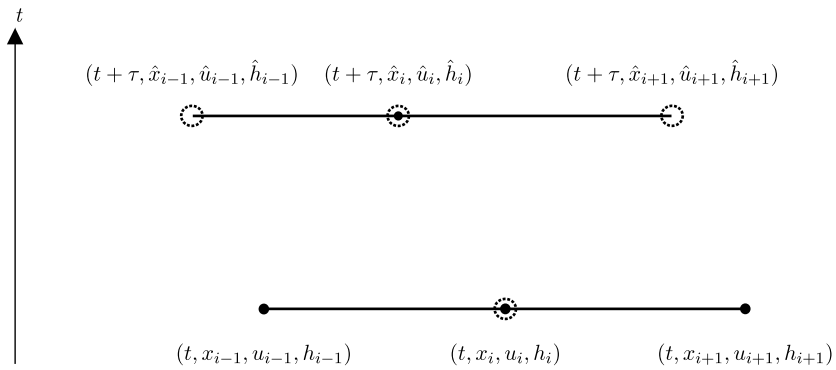

Figure 1. Stencils for invariant schemes of the one-dimensional shallow-water equations. An explicit (Euler forward) and an implicit (Euler backward) scheme is defined using the points indicated by filled and dashed circles, respectively.

Let us construct an explicit (Euler forward) numerical scheme. To do this, we have to restrict ourselves in (7) to the values which are defined at the filled points depicted in Fig. 1. A convenient complete set of functionally independent difference invariants then is

$$\begin{aligned} &I_0 = \frac{x_{i+1}-x_i}{x_i-x_{i-1}}, \quad I_1 = \frac{2\dot{x}_i - (u_{i+1}+u_{i-1})}{x_{i+1}-x_{i-1}}\tau, \quad I_2 = \frac{\hat{u}_i - u_i}{x_{i+1}-x_{i-1}}\tau, \\ &I_3 = \frac{u_{i+1}-u_{i-1}}{x_{i+1}-x_{i-1}}\tau, \quad I_4 = \frac{u_{i+1}-u_i}{x_{i+1}-x_i}\tau, \quad I_5 = \frac{h_{i-1}}{(x_{i+1}-x_{i-1})^2}\tau^2, \\ &I_6 = \frac{h_i}{(x_{i+1}-x_{i-1})^2}\tau^2, \quad I_7 = \frac{h_{i+1}}{(x_{i+1}-x_{i-1})^2}\tau^2, \quad I_8 = \frac{\hat{h}_i}{(x_{i+1}-x_{i-1})^2}\tau^2, \end{aligned} \tag{8}$$

where $\dot{x}_i = (\hat{x}_i - x_i)/\tau$ by definition is the mesh velocity. Using the difference invariants of the set (8) we can approximate (3) via

$$I_1 = 0, \quad I_2 + I_7 - I_5 = 0, \quad I_8 - I_6 + I_6 I_3 = 0,$$

or, explicitly,

$$\dot{x}_i = \frac{1}{2}(u_{i+1}+u_{i-1}), \quad \frac{\hat{u}_i - u_i}{\tau} + \frac{h_{i+1}-h_{i-1}}{x_{i+1}-x_{i-1}} = 0, \quad \frac{\hat{h}_i - h_i}{\tau} + h_i\frac{u_{i+1}-u_{i-1}}{x_{i+1}-x_{i-1}} = 0. \tag{9}$$

In the continuous limit the above scheme leads to the following system of differential equations

$$\frac{\mathrm{d}x}{\mathrm{d}t} = u, \quad \frac{\mathrm{d}u}{\mathrm{d}t} + \frac{\partial h}{\partial x} = 0, \quad \frac{\mathrm{d}h}{\mathrm{d}t} + h\frac{\partial u}{\partial x} = 0, \tag{10}$$

which is (3) in Lagrangian variables.

As the Euler forward scheme is unconditionally unstable, it is beneficial to construct an implicit invariant numerical scheme. A simple implicit schemes is the Euler backward scheme and it can be constructed in a similar way as the invariant Euler forward scheme. However, we prefer to at once construct a trapezoidal scheme, which has in general a greater accuracy. To accomplish this we additionally need the difference invariants

$$\begin{aligned} &I_9 = \frac{2\dot{x}_i - (\hat{u}_{i+1}+\hat{u}_{i-1})}{x_{i+1}-x_{i-1}}\tau, \quad I_{10} = \frac{\hat{u}_{i+1}-\hat{u}_{i-1}}{\hat{x}_{i+1}-\hat{x}_{i-1}}\tau, \\ &I_{11} = \frac{\hat{h}_{i+1}-\hat{h}_{i-1}}{(x_{i+1}-x_{i-1})(\hat{x}_{i+1}-\hat{x}_{i-1})}\tau^2. \end{aligned} \tag{11}$$

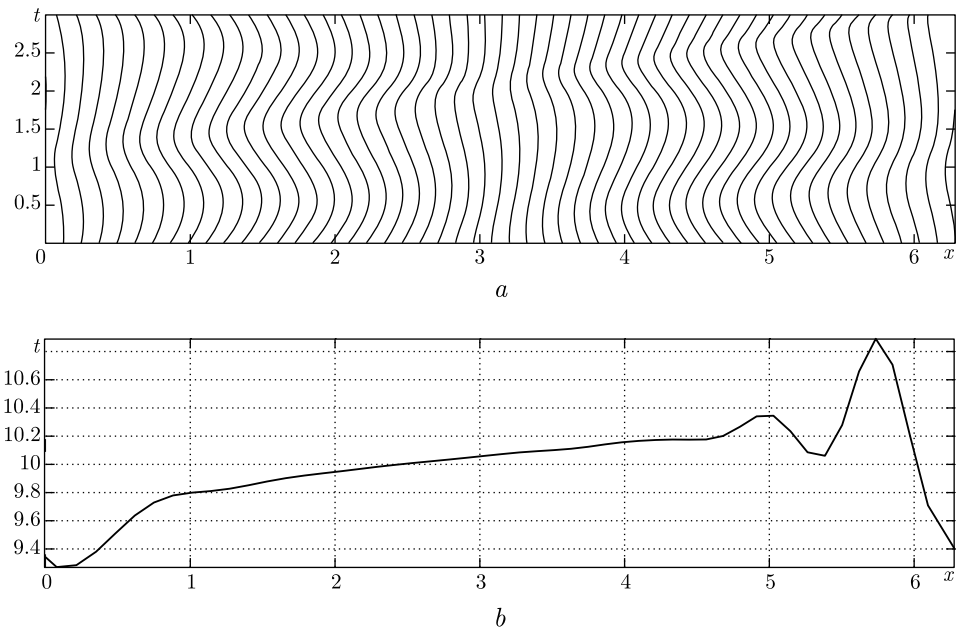

Figure 2. Numerical integration of the one-dimensional shallow-water equations (3) using the scheme (12) with $\tau = 0.001$ and $N = 51$ grid points on the domain $[0, 2\pi[$ over the interval $[0, 3]$. The initial conditions are $u = A \sin x$, and $h = h_0 + A \sin(x + \varphi_0)$, with $A = 0.4$, $\varphi_0 = \pi/6$ and $h_0 = 10$. (a) Evolution of the discretization grid. (b) Numerical solution for h at $t = 3$.

Note that $\{I_0, \ldots, I_{11}\}$ is not a complete set of functionally independent invariants for the transformation group generated by the vector fields (7) on the trapezoidal stencil as any such set consists of 15 invariants. By combining the invariants I_1–I_3 and I_5–I_{11} we construct

$$I_1 + I_9 = 0, \quad I_2 + \frac{1}{2}(I_7 - I_5 + I_{11}) = 0, \quad I_8 - I_6 + \frac{1}{2}(I_6 I_3 + I_8 I_{10}) = 0,$$

which boils down to the form

$$\begin{aligned} &\dot{x}_i = \frac{1}{4}(u_{i+1} + u_{i-1} + \hat{u}_{i+1} + \hat{u}_{i-1}), \\ &\frac{\hat{u}_i - u_i}{\tau} + \frac{1}{2}\left(\frac{h_{i+1} - h_{i-1}}{x_{i+1} - x_{i-1}} + \frac{\hat{h}_{i+1} - \hat{h}_{i-1}}{\hat{x}_{i+1} - \hat{x}_{i-1}}\right) = 0, \\ &\frac{\hat{h}_i - h_i}{\tau} + \frac{1}{2}\left(h_i \frac{u_{i+1} - u_{i-1}}{x_{i+1} - x_{i-1}} + \hat{h}_i \frac{\hat{u}_{i+1} - \hat{u}_{i-1}}{\hat{x}_{i+1} - \hat{x}_{i-1}}\right) = 0. \end{aligned} \tag{12}$$

This scheme then also converges to (10).

The result of a numerical integration taking harmonic initial conditions both for u and h using the scheme (12) is depicted in Fig. 2. As the evolution of the mesh points is directly coupled to the (initially harmonic) physical velocity, the single mesh points quasi-oscillate around their initial positions (Fig. 2a). No special ability of the mesh to follow the developing shock (Fig. 2b, showing the numerical solution of h at time $t = 3$) is visible, which is one of the major disadvantages of the scheme (12). Being Lagrangian, the scheme conserves mass and momentum up to machine precision but it dissipates energy, see Fig. 3 for the evolution of the relative changes $\mathcal{M}(t)/\mathcal{M}(0)$ and $\mathcal{H}(t)/\mathcal{H}(0)$ of these conserved quantities. Here and in what follows we do not depict the graphs of the relative changes for the momenta since they graphically coincide with the analogous graph for the relative change of the mass. The values $\mathcal{M}$, $\mathcal{H}$ and $\mathcal{P}$ at time t are evaluated using the formulas $\mathcal{M} = \frac{1}{2}\sum_i h_i(x_{i+1} - x_{i-1})$, $\mathcal{H} = \frac{1}{4}\sum_i (h_i u_i^2 + h_i^2)(x_{i+1} - x_{i-1})$ and $\mathcal{P} = \frac{1}{2}\sum_i h_i u_i (x_{i+1} - x_{i-1})$, respectively.

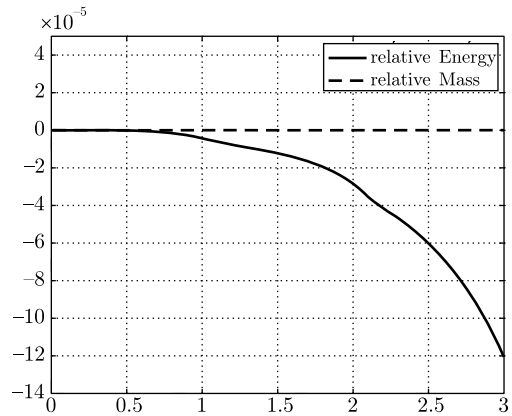

Figure 3. Time series of the relative change in energy and mass for the scheme (12) using the setting of Fig. 2.

4.3 Alternative solutions procedure

So far, we were mainly concerned with assembling difference invariants in a proper way, so as to guarantee the invariance of the resulting finite difference schemes. That is, the invariance condition was the relevant starting point in the design of the above schemes. The main problem with this approach is the lack of an explicit error control for the proposed numerical models. When setting up a numerical scheme, it is of primary interest to ensure not only the discrete conservation of qualitative features of differential equations. Also classical issues from numerical analysis have to be addressed. In the light of adaptive moving meshes, these issue mainly concern the prevention of abruptly changing grids, mesh racing and mesh tangling, which can significantly degrade the numerical solution and ultimately lead to convergence failure.

When dealing with finite difference schemes on adaptive moving meshes, one usually regards the mesh movement as a time-dependent coordinate transformations from a fixed logical (computational) domain to the physical domain of the system of differential equations. The computational coordinates are defined to index the positions of the grid points in the mesh. As in any regular grid each grid point keeps its position relative to its neighbors in the mesh even in the presence of adaption, it is convenient to take the computational coordinates as time-independent, Cartesian and orthogonal, with unit spacings (up to scaling), i.e. $\Delta\xi = 1$, $\Delta\eta = 1$. In order to use the computational coordinates, it is necessary to transform the system of differential equations from the physical space to the index space, see e.g. [12, 24].

The relation of the usage of computational coordinates to the invariance of numerical schemes will be again illustrated with the one-dimensional system of shallow-water equations. The central idea is that any finite difference discretization of the shallow-water equations on a moving mesh in computational coordinates is invariant under the Lie group generated by the vector fields (7). Indeed, let there be given the transformation $x = x(\xi, t)$, where ξ is the computational coordinate. Transforming the one-dimensional shallow-water equations (3) using the computational coordinate gives

$$\tilde{u}_t + (\tilde{u} - x_t)\frac{\tilde{u}_\xi}{x_\xi} + \frac{1}{x_\xi}\tilde{h}_\xi = 0, \quad \tilde{h}_t + (\tilde{u} - x_t)\frac{\tilde{h}_\xi}{x_\xi} + \frac{1}{x_\xi}\tilde{h}\tilde{u}_\xi = 0, \tag{13}$$

where $\tilde{u} = u(t, x(t,\xi), t)$, $\tilde{h} = h(t, x(t,\xi))$. It is obvious that any usual finite difference discretization of (13) possesses the symmetry group requested. For example, discretizing using forward in time and central differences in space, from the above system we obtain

$$\begin{aligned} &\frac{\hat{u}_i - u_i}{\tau} + \left(\frac{1}{2}(u_{i+1} + u_{i-1}) - \dot{x}_i\right)\frac{u_{i+1} - u_{i-1}}{x_{i+1} - x_{i-1}} + \frac{h_{i+1} - h_{i-1}}{x_{i+1} - x_{i-1}} = 0, \\ &\frac{\hat{h}_i - h_i}{\tau} + \left(\frac{1}{2}(u_{i+1} + u_{i-1}) - \dot{x}_i\right)\frac{h_{i+1} - h_{i-1}}{x_{i+1} - x_{i-1}} + h_i\frac{u_{i+1} - u_{i-1}}{x_{i+1} - x_{i-1}} = 0, \end{aligned} \tag{14}$$

where $u_i = \tilde{u}(t, \xi_i) = u(t, x_i(t))$, $h_i = \tilde{h}(t, \xi_i) = h(t, x_i(t))$ and $\hat{u}_i$ and $\hat{h}_i$ denote the same values at $t + \tau$. This discretization coincides with the second and the third equation of the system (9) if the we assume the grid evolution to be Lagrangian.

The above observation can be easily extended to other invariant schemes for evolution equations admitting Galilean transformations as symmetries. Its main benefit is that it allows us to establish a connection to the theory of discretization on adaptive moving meshes. This may aid in tackling the problem of finding invariant finite difference schemes which also have good numerical properties.

In order to complete the invariant scheme (14), it is necessary to determine the mesh velocity $\dot{x}_i$ in an invariant way. This can be done using *equidistributing meshes*. Classically, a mesh is called equidistributed if the relation

$$\int_a^{x(\xi)} \rho(x)\mathrm{d}x = \xi \int_a^b \rho(x)\mathrm{d}x$$

holds for the continuous mapping $x = x(\xi)\colon [0,1] \to [a,b]$, see e.g. [24]. The function $\rho = \rho(x)$ is called the monitor function. It determines the regions of concentration of the grid. Differentiating this equation twice with respect to ξ, one obtains

$$(\rho x_\xi)_\xi = 0, \tag{15}$$

with the boundary conditions $x(0) = a$ and $x(1) = b$, which is satisfied for an equidistributed mesh. As we consider periodic boundary conditions, we should modify the classical framework of equidistributing meshes and replace the boundary conditions for $x(\xi)$ by setting $x(1) - x(0) = 2\pi$ and $x_\xi(0) = x_\xi(1)$. The periodic conditions for $x(\xi)$ are agreed with the invariance requested.

The scheme (14) will therefore be completely invariant if we obtain the grid on the next level (and therefore the grid velocity $\dot{x}_i = (\hat{x}_i - x_i)/\tau$) from an invariant discretization of the equidistribution principle (15). The discretization

$$(\rho_{i+1} + \rho_i)(\hat{x}_{i+i} - \hat{x}_i) - (\rho_i + \rho_{i-1})(\hat{x}_i - \hat{x}_{i-1}) = 0, \tag{16}$$

is invariant provided that we choose an invariant monitor function ρ. An ansatz for ρ motivated from the theory of adaptive grids is, e.g., the arc-length monitor function

$$\rho = \sqrt{1 + \alpha u_x^2}$$

with $\alpha = \mathrm{const}$ being the adaption constant. This monitor function is invariant with respect to vector fields (6) excluding only the scale operator $t\partial_t + x\partial_x$ but the corresponding scalings are equivalence transformations for the set of such monitor functions, where the parameter α varies. The above ansatz for ρ can be discretized in an invariant way via

$$\rho_i = \sqrt{1 + \alpha \left(\frac{u_{i+1} - u_{i-1}}{x_{i+1} - x_{i-1}} \right)^2}. \tag{17}$$

The resulting form of Eq. (16) can then be solved either using an iterative method, such as Jacobi or Gauß–Seidel iteration, or by relaxation, e.g. using the moving mesh PDE approach [12, 24].

Remark 1. Although the symmetry group of the shallow-water equations with periodic boundary conditions generated by (6) allows us quite some freedom in the choice of the monitor function ρ, one should also aim to incorporate the scaling transformations which appear as equivalence transformations of the class of boundary value problems. An obvious form that satisfy this requirement is the arc-length monitor function. Alternatively one could use, e.g., the similar function $\rho = \sqrt{1 + \alpha h_x^2}$ or the curvature monitor function $\rho = \sqrt{1 + \alpha u_{xx}^2}$ (resp. $\rho = \sqrt{1 + \alpha h_{xx}^2}$) but for the first two choices all the scalings of the shallow-water equations are preserved only as equivalence transformations.

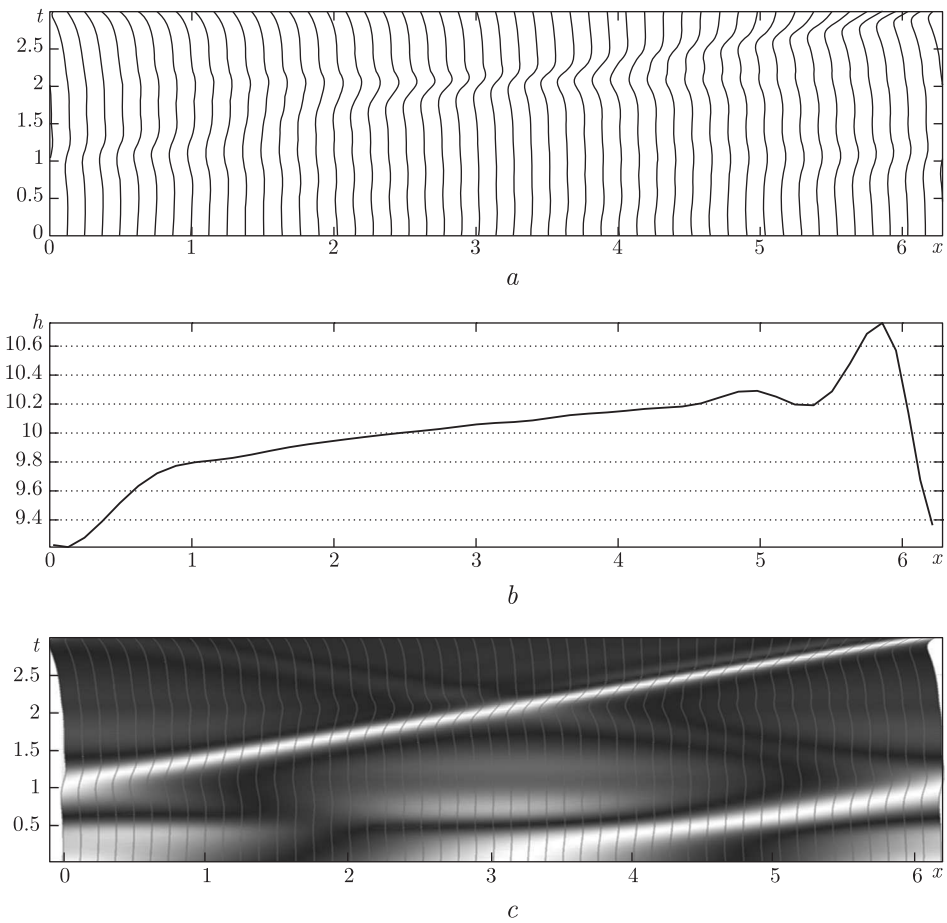

Figure 4. Numerical integration of the one-dimensional shallow-water equations (3) using the scheme (14) with $\tau = 0.001$ and $N = 51$ grid points on the domain $[0, 2\pi[$ over the interval $[0, 3]$. The initial conditions are $u = A \sin x$, and $h = h_0 + A \sin(x + \varphi_0)$, with $A = 0.4$, $\varphi_0 = \pi/6$ and $h_0 = 10$. The trapezoidal rule is used for time integration and the arc-length monitor function is chosen for grid adaption setting $\alpha = 0.8$. (a) Evolution of the discretization grid. (b) Numerical solution for h at $t = 3$. (c) Magnitude of the derivative u_x of the solution for the scheme (14). Light colors refer to high values of $|u_x|$.

Remark 2. The method for the construction of an invariant discretization of a differential equation in combination with a numerical grid generator was recently also proposed in [16]. In contrast to the method employed above, in this reference the authors prolong the space of stencil variables also to the monitor function, which is not necessarily chosen in an invariant way. In order to arrive at a completely invariant model, we however regard it important that the equidistribution principle is discretized in an invariant fashion too, see also the discussion in Section 6. Moreover, as the monitor function by definition is a function of the dependent and independent variables, it is possible to express its discretization using the same basis difference invariants of the stencil that is needed for the physical differential equation discretization. In other words, no explicit prolongation to the monitor function is necessary within the framework of our approach.

In Fig. 4 we show the integration of the one-dimensional shallow-water equations using the scheme (14), (16) with arc-length monitor function discretization (17) utilizing the same initial conditions as those chosen for the integration shown in Fig. 2. It is clearly visible that the mesh points almost remain fixed as long as the shock is not developed. Once the shock is travelling through the domain, the mesh points are able to sufficiently adapt to yield increased resolution in the region near the shock (as additionally shown in Fig. 4c). Again the scheme conserves numerically mass and momentum but dissipates energy as depicted in Fig. 5.

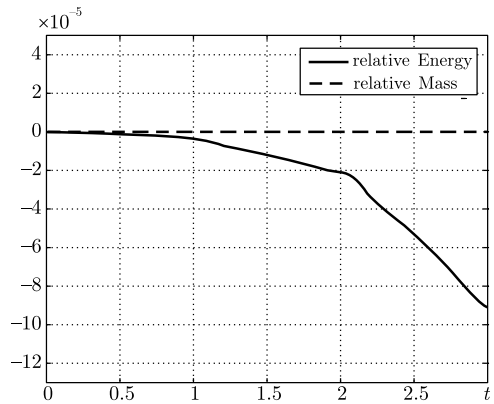

Figure 5. Time series of the relative change in energy and mass for the scheme (14) using the setting of Fig. 4.

5 Invariant numerical models for two-dimensional shallow-water equations

5.1 Symmetries of the boundary value problem

The domains most often considered in geophysical fluid dynamics for the numerical integration of the two-dimensional shallow-water equations on a plane are either a channel with periodic boundaries in the East–West direction and rigid boundaries in the North–South direction or a domain with double periodic boundaries. As the second configuration is more challenging from the point of view of invariant numerical schemes, we will employ it subsequently.

The increased complexity of double periodic boundaries compared to the channel flow becomes clear once we determine the symmetries admitted by the boundary value problems for the respective choices. In the case of the channel model, the symmetries obviously admitted are generated by the basis elements $\partial_t, \partial_x, t\partial_x + \partial_u$ (see also [6], where the symmetries compatible with the channel flow in the quasi-geostrophic two-layer problem are investigated).

For periodic boundaries in both the East–West and North–South directions, the basis of the maximal Lie invariance algebra is the subalgebra of (2) given by

$$\partial_t, \quad \partial_x, \quad \partial_y, \quad t\partial_x + \partial_u, \quad t\partial_y + \partial_v. \tag{18}$$

As in the previous Section 4 we could additionally include the scaling symmetries of the two-dimensional shallow-water equations (1) in the above algebra, referring to them as equivalence transformations of the class of doubly periodic boundary value problems. The reason why we did not include these scalings above is because all the finite difference discretizations for the shallow-water equations we use subsequently do not change the scaling properties of that system. This means that these finite difference discretizations satisfy the required scaling properties already by construction. On the other hand, the additional presence of scaling operators would slightly complicate the expressions for the difference invariants computed below, without giving any significant new information (the additional arising coefficients will factor out anyway for the resulting schemes). Only in the course of setting up the invariant grid generator, it will be necessary to explicitly take into account the specific scaling symmetries, which will consistently be done in Section 5.3.

As can be envisioned from the consideration of the numerical models of the one-dimensional shallow-water equations discussed in Section 4, finite difference schemes of the two-dimensional shallow-water equations will be invariant under Galilean symmetries only if they use adaptive grids. As for the channel model Galilean transformations are only admitted in the x-direction, an adaptive grid must be used solely in the x-direction. This in particular means that we can use an uniform spacing in the y-direction and have a spatial grid with changing resolution only along

the channel. On the other hand, the shallow-water equations with double periodic boundaries require the simultaneous treatment of adaptive grids in both the x- and y-direction. An initial orthogonal spatial grid is driven to a non-orthogonal grid, which makes the direct evaluation of finite difference derivatives much more elaborate. This problem is treated upon using a finite volume formulation of that scheme.

For simplicity, all the schemes are developed on an Arakawa A-grid subsequently, i.e. the variables u, v, h are defined in the same respective points. See e.g. [36] for a discussion of different types of staggered grids for the shallow-water equations. The usage of other types of grid staggering can be done in a similar way as that shown for the A-grid subsequently.

5.2 Invariant numerical schemes with double periodic boundaries: Lagrangian scheme

The main difficulty with adaptive grids in both the x- and y-direction is that it can become cumbersome to evaluate the gradients of the dependent variables on such curvilinear grids. As discussed in Section 4, a prominent strategy to overcome this difficulty is to introduce a mapping from the computational (logical) coordinates (ξ, η) to the physical coordinates (x, y). This will be done in the subsequent Section 5.3.

For the sake of demonstration we take another, more direct approach here, namely using the finite volume formulation of the divergence operator, see e.g. [37]. Using the theorem of Gauß–Ostrogradsky, we can approximate

$$\nabla \cdot \mathbf{f} \approx \frac{1}{A} \sum_{i=1}^{4} (\mathbf{f}_i \cdot \mathbf{n}_i) l_i,$$

where the divergence on the left hand side is assumed to be constant over a single grid cell with area A and edge lengths l_i. In the above formula, $\mathbf{n}_i$ denotes the outward directed unit vector at the single cell edges.

As it is possible to cast the shallow-water equations (1) into conserved (momentum) form

$$\begin{aligned} &h_t + (hu)_x + (hv)_y = 0, \\ &(hu)_t + \left(hu^2 + \frac{1}{2}h^2\right)_x + (huv)_y = 0, \\ &(hv)_t + (huv)_x + \left(hv^2 + \frac{1}{2}h^2\right)_y = 0, \end{aligned} \tag{19}$$

the above approximation of the divergence operator is sufficient to discretize the two-dimensional shallow-water equations using the finite volume form.[1] On the other hand, a finite volume discretization is readily applicable on adaptive grids, as there are no finite difference derivatives that must be evaluated in such a formulation.

The stencil of the discretizations we aim to use is given in Fig. 6. All the dependent variables are defined in the centroids of the respective polygons. The fluxes through the edges will govern the evolution of these centroid values. In order to faciliate the computation of the fluxes it is necessary to determine the values of u, v and h in the cell corners, which is done by interpolation. While in principle any type of interpolation can be used, we employ natural neighbors interpolation for this purpose, i.e. the values at the cell corners are $w_j = \sum_{\kappa=1}^{4} \rho^{\kappa,j} w_0^{\kappa,j}$, where $j = 1, \ldots, 4$ and $w_0^{\kappa,j}$ are the values of w in the centers of those cells having in common the corner denoted by j. The interpolation weights $\rho^{\kappa,j}$ are determined in the following way. The Voronoi tessellation is computed using all the center cells of the domain as generators. Then a new tessellation

[1] For equations including rotational terms, they can be converted into finite volume representation using the Stokes theorem.

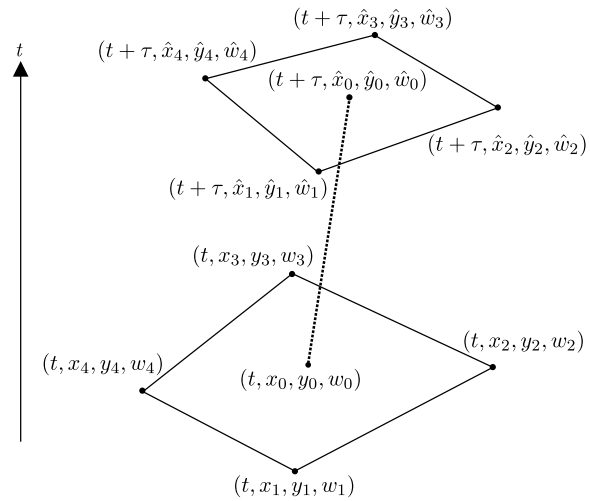

Figure 6. Stencil for the invariant Lagrangian schemes for the two-dimensional shallow-water equations with double periodic boundaries. The dependent variables $w = (u, v, h)$ are defined in the center (x_0, y_0) of the cells of the respective polygons. The fluxes are computed using the values at the corners $(x_k, y_k), k = 1 \dots 4$ of the cells, which are obtained by interpolation from the values at the polygon centroids. Variables with hat are those at the subsequent time step.

is computed in which the point (x_j, y_j) is introduced as a new generator. Let denote by $A_{P_0^\kappa}$ the area of the Voronoi cell of the original tessellation associated with the center point $P_0^\kappa = (x_0^\kappa, y_0^\kappa)$ and by A_{P_j} the area of the new cell associated with the corner point $P_j = (x_j, y_j)$ introduced for the second tessellation. Then the weights $\rho^{\kappa,j}$ are computed as $\rho^{\kappa,j} = (A_{P_j} \cap A_{P_0^\kappa})/A_{P_j}$. Once the values w_j are obtained, they can be regarded as proper stencil variables.

The prolongation of the symmetry operators (18) on the variables of the stencil shown in Fig. 6 reads

$$\begin{aligned}
&\partial_t, \quad \sum_{i=0}^{4}(\partial_{x_i} + \partial_{\hat{x}_i}), \quad \sum_{i=0}^{4}(\partial_{y_i} + \partial_{\hat{y}_i}), \\
&\sum_{i=0}^{4}(t\partial_{x_i} + (t+\tau)\partial_{\hat{x}_i} + \partial_{u_i} + \partial_{\hat{u}_i}), \quad \sum_{i=0}^{4}(t\partial_{y_i} + (t+\tau)\partial_{\hat{y}_i} + \partial_{v_i} + \partial_{\hat{v}_i}).
\end{aligned} \tag{20}$$

The difference invariants of the set (20) are given by

$$\begin{aligned}
&\tau, \quad h_i, \quad \hat{h}_i, \quad x_i - x_j, \quad y_i - y_j, \quad \hat{x}_i - x_j - \tau u_k, \quad \hat{y}_i - y_j - \tau v_k, \\
&u_i - u_j, \quad \hat{u}_i - u_j, \quad v_i - v_j, \quad \hat{v}_i - v_j,
\end{aligned}$$

where i, j, k can take the values $0, \dots, 4$. Note that of course not all of the above difference invariants are independent if i, j, k separately run through all possible values.

A simple explicit invariant scheme (Euler forward scheme) that can be constructed using these invariants is

$$\begin{aligned}
&\frac{\hat{x}_0 - x_0}{\tau} - u_0 = 0, \quad \frac{\hat{y}_0 - y_0}{\tau} - v_0 = 0, \\
&\frac{\hat{h}_0 - h_0}{\tau} + \frac{h_0}{2A}\sum_{i=1}^{4}[(u_i + u_{i+1})(y_{i+1} - y_i) - (v_i + v_{i+1})(x_{i+1} - x_i)] = 0, \\
&\frac{\hat{u}_0 - u_0}{\tau} + \frac{1}{2A}\sum_{i=1}^{4}(h_i + h_{i+1})(y_{i+1} - y_i) = 0, \\
&\frac{\hat{v}_0 - v_0}{\tau} - \frac{1}{2A}\sum_{i=1}^{4}(h_i + h_{i+1})(x_{i+1} - x_i) = 0,
\end{aligned} \tag{21}$$

where $A = \frac{1}{2}\sum_{i=1}^{4}(x_i y_{i+1} - x_{i+1} y_i)$ is the area of the polygon spanned by $(x_1, y_1), \ldots, (x_4, y_4)$ and $(x_5, y_5, w_5) = (x_1, y_1, w_1)$ by definition. As in the one-dimensional case, in the continuous limit this scheme converges to the Lagrangian representation of the two-dimensional shallow-water equations, i.e.

$$\begin{aligned}
&\frac{\mathrm{d}x}{\mathrm{d}t} = u, \quad \frac{\mathrm{d}y}{\mathrm{d}t} = v, \\
&\frac{\mathrm{d}h}{\mathrm{d}t} + h\nabla\cdot\mathbf{v} = 0, \quad \frac{\mathrm{d}u}{\mathrm{d}t} + \frac{\partial h}{\partial x} = 0, \quad \frac{\mathrm{d}v}{\mathrm{d}t} + \frac{\partial h}{\partial y} = 0.
\end{aligned}$$

In a similar manner, we can formulate the implicit scheme (trapezoidal rule)

$$\begin{aligned}
&\frac{\hat{x}_0 - x_0}{\tau} - \frac{1}{2}(u_0 + \hat{u}_0) = 0, \quad \frac{\hat{y}_0 - y_0}{\tau} - \frac{1}{2}(v_0 + \hat{v}_0) = 0, \\
&\frac{\hat{h}_0 - h_0}{\tau} + \frac{h_0}{4A}\sum_{i=1}^{4}[(u_i + u_{i+1})(y_{i+1} - y_i) - (v_i + v_{i+1})(x_{i+1} - x_i)] + \\
&\qquad \frac{\hat{h}_0}{4\hat{A}}\sum_{i=1}^{4}[(\hat{u}_i + \hat{u}_{i+1})(\hat{y}_{i+1} - \hat{y}_i) - (\hat{v}_i + \hat{v}_{i+1})(\hat{x}_{i+1} - \hat{x}_i)] = 0, \\
&\frac{\hat{u}_0 - u_0}{\tau} + \frac{1}{4A}\sum_{i=1}^{4}(h_i + h_{i+1})(y_{i+1} - y_i) + \frac{1}{4\hat{A}}\sum_{i=1}^{4}(\hat{h}_i + \hat{h}_{i+1})(\hat{y}_{i+1} - \hat{y}_i) = 0, \\
&\frac{\hat{v}_0 - v_0}{\tau} - \frac{1}{4A}\sum_{i=1}^{4}(h_i + h_{i+1})(x_{i+1} - x_i) - \frac{1}{4\hat{A}}\sum_{i=1}^{4}(\hat{h}_i + \hat{h}_{i+1})(\hat{x}_{i+1} - \hat{x}_i) = 0.
\end{aligned} \tag{22}$$

Fig. 7 shows the result of a numerical integration with the scheme (22) initiated with harmonic functions in u, v and h. The numerical solution of the water height h at $t = 2$ is shown in the left panel. The right panel depicts the associated discretization grid at $t = 2$. As in the case of the one-dimensional Lagrangian scheme, a strong disortion of the grid cells is visible, which is not directly related to pronounced features in the numerical solution, but rather a consequence of the Lagrangian grid movement. As both of the above discretizations (21), (22) are Lagrangian, they naturally conserve the total mass $\mathcal{M}$ as shown in Fig. 8 for the scheme (22), but again energy is not conserved by the discretization. The conserved quantities $\mathcal{M}$, $\mathcal{H}$, $\mathcal{P}_x$ and $\mathcal{P}_y$ are evaluated by summing, over all the polygon cells, the values $h_0 A$, $\frac{1}{2}(h_0(u_0^2 + v_0^2) + h_0^2)A$, $h_0 u_0 A$ and $h_0 v_0 A$, respectively. Here A denotes the area of the corresponding polygon, $A = \frac{1}{2}\sum_{i=1}^{4}(x_i y_{i+1} - x_{i+1} y_i)$.

5.3 Invariant numerical schemes with double periodic boundaries: Eulerian scheme

Though the finite volume discretization developed in Section 5.2 is suitable from the point of view of invariance preservation, it is not ideal from the viewpoint of numerical analysis. In general, Lagrangian schemes are not in widespread use as they can easily lead to tangling meshes or rapidly changing grids through the spatial domain. For the same reason, numerical schemes in hydrodynamics are usually formulated in terms of Eulerian variables (or using some combination of Eulerian and Lagrangian schemes). An invariant scheme on an adaptive grid can be formulated by combining the idea of having an invariant grid generator proposed in Section 4.3 with the discretization in computational coordinates. More specifically, we consider the conservative (momentum) form (19) of the two-dimensional shallow-water equations and re-write it in computational coordinates $\theta = t$, $\xi = \xi(t, x, y)$, $\eta = \eta(t, x, y)$:

$$\frac{\partial}{\partial\theta}(JF^t) + \frac{\partial}{\partial\xi}(J\xi_t F^t + J\xi_x F^x + J\xi_y F^y) + \frac{\partial}{\partial\eta}(J\eta_t F^t + J\eta_x F^x + J\eta_y F^y) = 0, \tag{23}$$

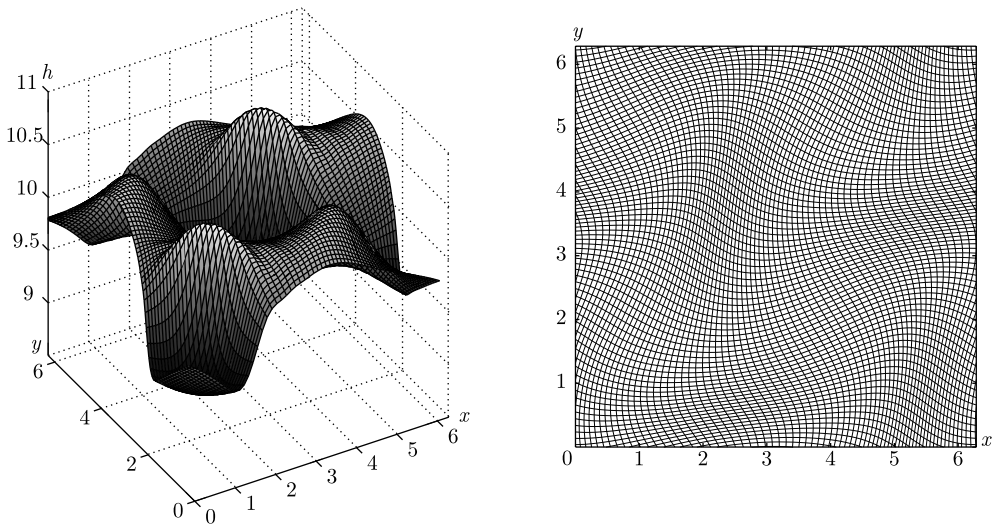

Figure 7. Numerical integration of the two-dimensional shallow-water equations (1) using the scheme (22) with $\tau = 0.001$ and $N_x = 71$ and $N_y = 71$ grid points on the square $[0, 2\pi[\times[0, 2\pi[$ over the interval $[0, 2]$. The initial conditions are $u = A\sin(x + \varphi_0)\sin y$, $v = A\sin x \sin y$ and $h = h_0 + A\cos(x + \varphi_0)\cos y$, with $A = 0.4$, $\varphi_0 = \pi/6$ and $h_0 = 10$. Left: Numerical solution for h at $t = 2$. Right: Spatial discretization grid at $t = 2$.

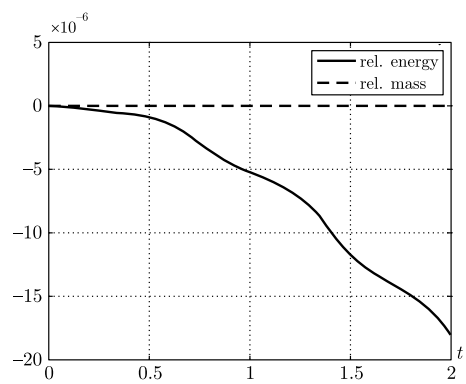

Figure 8. Time series of the relative change in energy and mass for the scheme (22) using the setting of Fig. 7.

where $F^t = (h, hu, hv)$, $F^x = (hu, hu^2 + \frac{1}{2}h^2, huv)$, $F^y = (hv, huv, hv^2 + \frac{1}{2}h^2)$ and

$$J = x_\xi y_\eta - x_\eta y_\xi, \quad \xi_t = -\xi_x x_\theta - \xi_y y_\theta, \quad \eta_t = -\eta_x x_\theta - \eta_y y_\theta,$$
$$\xi_x = \frac{y_\eta}{J}, \quad \xi_y = -\frac{x_\eta}{J}, \quad \eta_x = -\frac{y_\xi}{J}, \quad \eta_y = \frac{x_\xi}{J}.$$

The invariance of the system (23) with respect to shifts of the former independent variables t, x and y is obvious since the left-hand sides of equations of the system (which we denote by Eq^h, Eq^u and Eq^v, respectively) do not explicitly involve these variables. Therefore, any finite difference approximation of (23) is invariant with respect to the above shifts extended to the corresponding stencil, cf. (20). Note that any involved transformation is trivially extended to the computational coordinates ξ and η, i.e., they are not transformed. The scale symmetry transformations of the shallow-water equations (1) are automatically preserved in the course of a proper finite difference approximation of (23), see the related discussion in Section 5.1. In order to make clear the invariance with respect to Galilean boosts, we recombine terms in (23) substituting $J\xi_t = -J\xi_x x_\theta - J\xi_y y_\theta$ and $J\eta_t = -J\eta_x x_\theta - J\eta_y y_\theta$:

$$\frac{\partial}{\partial\theta}(JF^t) + \frac{\partial}{\partial\xi}(J\xi_x F^x - J\xi_x x_\theta F^t + J\xi_y F^y - J\xi_y y_\theta F^t) +$$
$$\frac{\partial}{\partial\eta}(J\eta_x F^x - J\eta_x x_\theta F^t + J\eta_y F^y - J\eta_y y_\theta F^t) = 0,$$

The Galilean boost $\tilde{t} = t$, $\tilde{x} = x + \varepsilon_1 t$, $\tilde{y} = y + \varepsilon_2 t$, $\tilde{h} = h$, $\tilde{u} = u + \varepsilon_1$, $\tilde{v} = v + \varepsilon_2$ maps the system (23) to the system with

$$\widetilde{\mathrm{Eq}}^h = \mathrm{Eq}^h, \quad \widetilde{\mathrm{Eq}}^u = \mathrm{Eq}^u + \varepsilon_1 \mathrm{Eq}^h, \quad \widetilde{\mathrm{Eq}}^v = \mathrm{Eq}^v + \varepsilon_2 \mathrm{Eq}^h.$$

A discrete counterpart of the system (23) should be transformed similarly by the extension of the Galilean boost to the stencil points. In order to preserve Galilean boosts as symmetries in the course of discretization, it suffices

- to use the same discretization schemes for all the equations of the system (23), just varying the number of the corresponding components of F^t, F^x and F^y;
- to evaluate both the copies of $J\xi_x$ (resp. $J\xi_y$, resp. $J\eta_x$, resp. $J\eta_y$) in the same grid point and in the same way.

For example, consider the trapezoidal scheme for the system (23)

$$\frac{\hat{J}_{jk}\hat{F}^t_{jk} - J_{jk}F^t_{jk}}{\tau} + \frac{U_{jk} + \hat{U}_{jk}}{2} + \frac{V_{jk} + \hat{V}_{jk}}{2} = 0, \tag{24}$$

where τ is the step in $\theta = t$,

$$\begin{aligned}
U_{jk} = \frac{1}{2\Delta\xi}[&(J\xi_t)_{j+1/2,k}(F^t_{jk} + F^t_{j+1,k}) - (J\xi_t)_{j-1/2,k}(F^t_{jk} + F^t_{j-1,k}) + \\
&(J\xi_x)_{j+1/2,k}(F^x_{jk} + F^x_{j+1,k}) - (J\xi_x)_{j-1/2,k}(F^x_{jk} + F^x_{j-1,k}) + \\
&(J\xi_y)_{j+1/2,k}(F^y_{jk} + F^y_{j+1,k}) - (J\xi_y)_{j-1/2,k}(F^y_{jk} + F^y_{j-1,k})], \\
V_{jk} = \frac{1}{2\Delta\eta}[&(J\eta_t)_{j,k+1/2}(F^t_{jk} + F^t_{j,k+1}) - (J\eta_t)_{j,k-1/2}(F^t_{jk} + F^t_{j,k-1}) + \\
&(J\eta_x)_{j,k+1/2}(F^x_{jk} + F^x_{j,k+1}) - (J\eta_x)_{j,k-1/2}(F^x_{jk} + F^x_{j,k-1}) + \\
&(J\eta_y)_{j,k+1/2}(F^y_{jk} + F^y_{j,k+1}) - (J\eta_y)_{j,k-1/2}(F^y_{jk} + F^y_{j,k-1})],
\end{aligned}$$

the values J, $J\xi_x = y_\eta$, $J\xi_y = -x_\eta$, $J\eta_x = -y_\xi$, $J\eta_y = x_\xi$, $J\xi_t$ and $J\eta_t$ are discretized in the following way:

$$\begin{aligned}
J_{jk} &= \frac{1}{4\Delta\xi\Delta\eta}[(x_{j+1,k} - x_{j-1,k})(y_{j,k+1} - y_{j,k-1}) - (x_{j,k+1} - x_{j,k-1})(y_{j+1,k} - y_{j-1,k})], \\
(J\xi_x)_{j\pm1/2,k} &= \frac{1}{4\Delta\eta}(y_{j,k+1} - y_{j,k-1} + y_{j\pm1,k+1} - y_{j\pm1,k-1}), \\
(J\xi_y)_{j\pm1/2,k} &= -\frac{1}{4\Delta\eta}(x_{j,k+1} - x_{j,k-1} + x_{j\pm1,k+1} - x_{j\pm1,k-1}), \\
(J\eta_x)_{j,k\pm1/2} &= -\frac{1}{4\Delta\xi}(y_{j+1,k} - y_{j-1,k} + y_{j+1,k\pm1} - y_{j-1,k\pm1}), \\
(J\eta_y)_{j,k\pm1/2} &= \frac{1}{4\Delta\xi}(x_{j+1,k} - x_{j-1,k} + x_{j+1,k\pm1} - x_{j-1,k\pm1}), \\
(J\xi_t)_{j\pm1/2,k} &= -(J\xi_x)_{j\pm1/2,k}\frac{\dot{x}_{jk} + \dot{x}_{j\pm1,k}}{2} - (J\xi_y)_{j\pm1/2,k}\frac{\dot{y}_{jk} + \dot{y}_{j\pm1,k}}{2}, \\
(J\eta_t)_{j,k\pm1/2} &= -(J\eta_x)_{j,k\pm1/2}\frac{\dot{x}_{jk} + \dot{x}_{j,k\pm1}}{2} - (J\eta_y)_{j,k\pm1/2}\frac{\dot{y}_{jk} + \dot{y}_{j,k\pm1}}{2},
\end{aligned}$$

and by hat we mark the corresponding values at the time $\theta + \tau$. In particular, we take

$$\begin{aligned}
(J\hat{\xi}_t)_{j\pm1/2,k} &= -(J\hat{\xi}_x)_{j\pm1/2,k}\frac{\dot{x}_{jk} + \dot{x}_{j\pm1,k}}{2} - (J\hat{\xi}_y)_{j\pm1/2,k}\frac{\dot{y}_{jk} + \dot{y}_{j\pm1,k}}{2}, \\
(J\hat{\eta}_t)_{j,k\pm1/2} &= -(J\hat{\eta}_x)_{j,k\pm1/2}\frac{\dot{x}_{jk} + \dot{x}_{j,k\pm1}}{2} - (J\hat{\eta}_y)_{j,k\pm1/2}\frac{\dot{y}_{jk} + \dot{y}_{j,k\pm1}}{2},
\end{aligned}$$

As the system of difference equations (24) satisfies the above conditions, it is invariant with respect to properly extended Galilean boosts.

Remark 3. The usage of computational coordinates also enlightens the subtle change of the meaning of the time derivatives in a number of papers devoted to the construction of invariant numerical schemes, such as in [20, 42]. While in the standard (Eulerian) discretization, the continuous limit of the form $(\hat{u} - u)/\tau$ yields the partial derivative u_t, in the framework of invariant schemes these terms are often to be interpreted as Lagrangian time derivatives $\dot{u}$ (see also Section 4.2). This immediate transition from an Eulerian (partial) time derivative to a Lagrangian (total) time derivative is a necessary consequence of the intermediate step of discretizing an equation in computational coordinates assuming that the grid evolution is described by the equations $\dot{x} = u$, and $\dot{y} = v$.

Remark 4. It should be noted that computational coordinates have a clear physical meaning in the present context. As they do not change during the evolution of the grid, they can be interpreted as the Lagrangian variables (fluid labels) of fluid mechanics provided we again assume a Lagrangian grid evolution. A prominent way to choose these fluid labels is by setting them to equal the Cartesian coordinates at the onset of evolution. By definition, this is the same role that computational coordinates play in the numerics of moving meshes. Stated in another way, the requirement of maintaining invariance of the discretization scheme and discretization stencil of the shallow-water equations under the Galilean group naturally boils down to discretize these equations in computational coordinates.

It then remains to specify the grid velocities $\dot{x}$ and $\dot{y}$ in order to complete the scheme given in (24). This can be done in a similar manner as in Section 4.3 using the idea of equidistributing meshes (though, strictly speaking, equidistribution in higher dimensions is not sufficient to uniquely determine an adaptive grid, see e.g. the discussion in [24]). Thus, the grid will be determined from the system of elliptic equations

$$\nabla_{\boldsymbol{\xi}} \cdot (\mathbb{G}\nabla_{\boldsymbol{\xi}} x) = 0, \quad \nabla_{\boldsymbol{\xi}} \cdot (\mathbb{G}\nabla_{\boldsymbol{\xi}} y) = 0, \tag{25}$$

where $\nabla_{\boldsymbol{\xi}}$ denotes the gradient in the space of computational coordinates (ξ, η), $\mathbb{G} = w\mathbb{I}$ is the matrix-valued monitor function, for $\mathbb{I}$ being the two-by-two unit matrix and $w = w(x, y)$ is a weight function which depends on the (numerical) solution of the shallow-water equations [13]. An invariant discretization of the first equation reads

$$\begin{aligned}
&\frac{1}{\Delta\xi}\left(w_{i+1/2,j}\frac{\hat{x}_{i+1,j} - \hat{x}_{ij}}{\Delta\xi} - w_{i-1/2,j}\frac{\hat{x}_{ij} - \hat{x}_{i-1,j}}{\Delta\xi}\right) + \\
&\frac{1}{\Delta\eta}\left(w_{i,j+1/2}\frac{\hat{x}_{i,j+1} - \hat{x}_{ij}}{\Delta\eta} - w_{i,j-1/2}\frac{\hat{x}_{ij} - \hat{x}_{i,j-1}}{\Delta\eta}\right) = 0,
\end{aligned}$$

where

$$\begin{aligned}
w_{i+1/2,j} &= \frac{w_{i+1,j} - w_{ij}}{2}, \quad w_{i-1/2,j} = \frac{w_{ij} - w_{i-1,j}}{2}, \\
w_{i,j+1/2} &= \frac{w_{i,j+1} - w_{ij}}{2}, \quad w_{i,j-1/2} = \frac{w_{ij} - w_{i,j-1}}{2}
\end{aligned}$$

and similar for the second equation, provided that w is approximated by a difference invariant of the algebra with the basis (18). Once again, straightforward choices for w that can be discretized using difference invariants are

$$w^1 = \sqrt{1 + \alpha(u_x^2 + v_y^2)}, \qquad w^2 = \sqrt{1 + \alpha(h_{xx} + h_{yy})^2},$$

but of course other forms for w are possible as well. Similar to the one-dimensional case, both the functions w^1 and w^2 are invariant with respect to shifts and Galilean boosts generated by the vector fields (18) and the scalings generated by the vector field $x\partial_x + y\partial_y + u\partial_u + v\partial_v + 2h\partial_h$. All

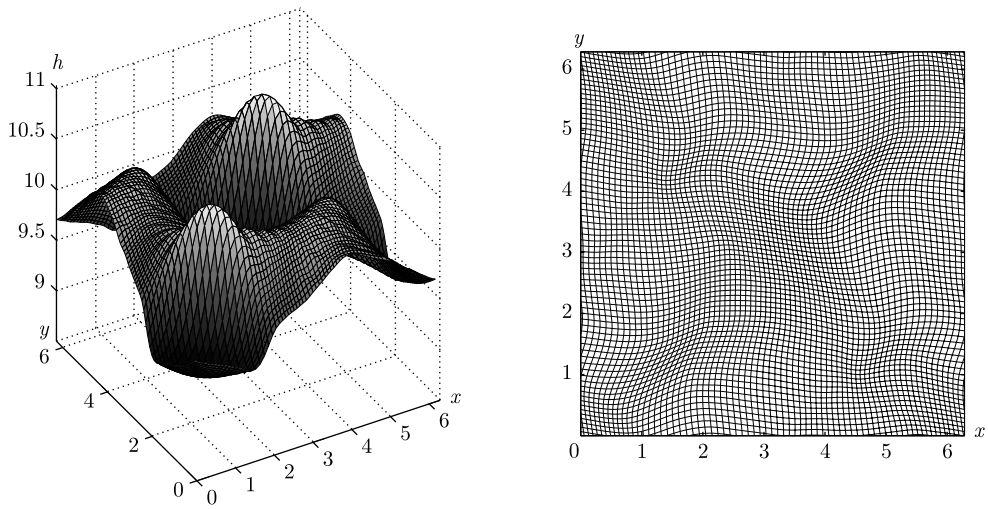

Figure 9. Numerical integration of the two-dimensional shallow-water equations (1) using the scheme (24) with $\tau = 0.001$ and $N_x = 71$ and $N_y = 71$ grid points on the square $[0, 2\pi[\times[0, 2\pi[$ over the interval $[0, 2]$. The initial conditions are $u = A\sin(x + \varphi_0)\sin y$, $v = A\sin x \sin y$ and $h = h_0 + A\cos(x + \varphi_0)\cos y$, with $A = 0.4$, $\varphi_0 = \pi/6$ and $h_0 = 10$. As a weight function, $w^2 = \sqrt{1 + \alpha(h_{xx} + h_{yy})^2}$ is chosen with $\alpha = 0.4$. Left: Numerical solution for h at $t = 2$. Right: Spatial discretization grid at $t = 2$.

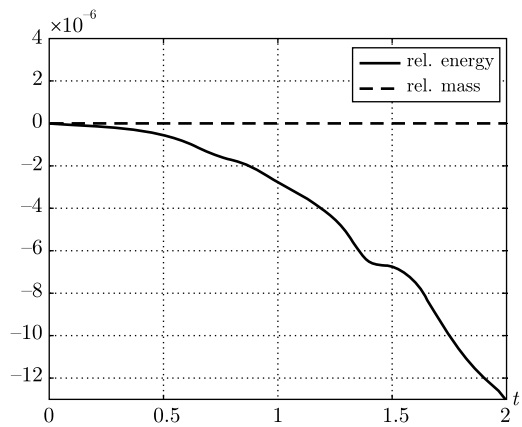

Figure 10. Time series of the relative change in energy and mass for the scheme (24) using the setting of Fig. 9.

the scaling symmetries of the shallow-water equations are equivalence transformations for the sets of functions of such forms, where the parameter α is varied. It should also be stressed that the grid generator based on system (25) is a rather simple one. More advanced formulations of this system exist, e.g. by using a general positive definite and symmetric matrix $\mathbb{G}$. Alternatively, the grids at a certain time level could be computed using moving mesh partial differential equations [12, 24], provided it would be possible to discretize such equations in an invariant way.

In Fig. 9 we repeat the numerical integration of the two-dimensional shallow-water equations with the setting of Fig. 7 but now using the scheme (24) in combination with a grid generator based on w^2. Similarly to the case of the one-dimensional shallow-water equations it can be seen from Fig. 9 that the usage of a grid generator leads to grids that are not as distorted as those obtained from a purely Lagrangian scheme. Moreover, the regions of grid concentration are now directly linked to the physical behavior of the numerical solution of the dependent variable h. The scheme (24) is still mass and momenta conserving but as all the other schemes presented in the paper dissipates the energy, see Fig. 9. The conserved quantities are evaluated at time t as $\mathcal{M} = \Delta\xi\Delta\eta\sum_{j,k} h_{jk}J_{jk}$, $\mathcal{H} = \frac{1}{2}\Delta\xi\Delta\eta\sum_{j,k}(h_{jk}(u_{jk}^2 + v_{jk}^2) + h_{jk}^2)J_{jk}$, $\mathcal{P}_x = \Delta\xi\Delta\eta\sum_{j,k} h_{jk}u_{jk}J_{jk}$ and $\mathcal{P}_y = \Delta\xi\Delta\eta\sum_{j,k} h_{jk}v_{jk}J_{jk}$.

6 Conclusion

The present paper is devoted to the construction of several invariant numerical schemes for the model of shallow-water dynamics. In particular, we aim do describe a possible bridge between the formalism of constructing invariant numerical schemes and the existing theory on adaptive moving meshes. Such a bridge was already indicated in the literature. Indeed, there already exist a number of investigations devoted to the importance of scale invariance in the theory of moving mesh equations. Thus, in [11] (see also [24, p. 111] and references therein) a moving mesh partial differential equation was constructed that preserves the scale invariance of the physical differential equation to be discretized. The extension of this idea to setting up a grid generator that is invariant under (a suitable subgroup of) the maximal Lie invariance group of a system of differential equations is therefore straightforward and in fact was recently suggested in the literature [16]. The idea of introducing orthogonal (i.e. computational) coordinates into invariant numerical schemes has also been successfully demonstrated for one-dimensional nonlinear Schrödinger equations [10].

In the present paper, we required our discretization schemes to be invariant under the subgroups of the maximal Lie invariance groups of the one- and two-dimensional shallow-water equations admitted when imposing cyclic boundaries. This basically leads to schemes that are invariant under the Galilean group (and are generally also scale invariant, although scalings are only equivalence and no symmetry transformations for the problems we are concerned with). Other subgroups might be chosen as well, but for the wide or even infinite-dimensional maximal Lie invariance (pseudo)groups corresponding to the prominent models in hydrodynamics it can be quite intricate to justify the choice for such subgroups from the physical point of view. For any other subgroup, of course, there also arises the problem of what boundaries should be chosen. A simple way to ensure invariance of the yet unspecified boundaries under the selected subgroup is to pose them using the (differential) invariants of the subgroup. Again, though technically possible, this might raise the question of whether the resulting boundary value problems have a clear physical meaning at all.

In general, the inclusion of well-proven principles in the study of invariant numerical schemes is a task requested. The invariant schemes for numerous evolution equations constructed so far were mostly purely Lagrangian schemes. However, these schemes are not in prevalent use in practice as they usually lead to complicated mesh geometries which might eventually (at least locally) degrade the quality of the numerical solution. This can be seen directly by comparing the Figures 7 and 9, where the stronger distortion of the grid lines in the Lagrangian scheme is manifest already after a relatively short period of integration. Therefore, the formulation of invariant grid generators coupled with suitable invariant schemes for the physical system of differential equations is a practicable way of formulating geometric numerical integration schemes for these systems.

A further novel feature of the present paper is the construction of invariant numerical schemes for higher-dimensional systems of partial differential equations. In the course of constructing such schemes for the two-dimensional shallow-water equations we have also shown that invariant discretizations are not only restricted to finite difference schemes. It is possible and straightforward to also formulate finite volume discretizations that preserve symmetries of systems of differential equations. In a similar manner, other discretization techniques, such as finite elements could be employed as well.

Higher dimensional schemes are especially challenging if it is not possible to use fixed orthogonal grids. For the shallow-water equations this problem can be tackled by transforming the system into computational coordinates. We have shown in the paper that the transition to these coordinates is a natural step in the course of the construction of Galilean invariant discrete schemes. The key to the construction then is not to simply combine difference invariants as proposed in the original method by Dorodnitsyn but to study the transformation laws of the

equations in computational coordinates for the respective symmetries. These laws are trivial for all the admitted symmetries except for the Galilean boosts. For Galilean invariance it is found that the new momentum equations are given as the combination of the old momentum and continuity equations. An invariant discretization is therefore achieved by finding proper discrete counterparts of these transformation laws.

It was mentioned in the introduction that a system of differential equations might possess various qualitative properties that one should aim to preserve in the course of setting up a numerical model. Besides symmetries, it is of outstanding importance to monitor the behavior of possible conserved quantities that the system under consideration may possess. This is a problem of central importance in long-term integrations of such systems as a systematic failure in capturing conservation laws may lead to unrealistic numerical results (e.g. loss of mass or wrong turbulence spectra). All the models presented in this paper conserve the mass and momenta of the shallow-water equations, but none of them is actually energy conserving. This should not come as a complete surprise as it is actually not a trivial problem to set up energy conserving schemes for the shallow-water equations, see e.g. the schemes proposed in [2, 38, 39]. The inclusion of additional conserved quantities in the construction of invariant discretization schemes will therefore be one of our future research topics.

Acknowledgements

The authors thank Prof. Pavel Winternitz and Dr. Matthias Sommer for useful discussions. This research was supported by the Austrian Science Fund (FWF), projects J3182–N13 (AB) and P20632 (ROP).

References

[1] Andreev V.K., Kaptsov O.V., Pukhnachov V.V. and Rodionov A.A., *Applications of group-theoretical methods in hydrodynamics*, Kluwer, Dordrecht, 1998.

[2] Arakawa A. and Lamb V.R., A potential enstrophy and energy conserving scheme for the shallow water equations, *Mon. Wea. Rev.* **109** (1981), 18–36.

[3] Bakirova M.I., Dorodnitsyn V.A. and Kozlov R.V., Symmetry-preserving discrete schemes for some heat transfer equations, *J. Phys. A* **30** (1997), 8139–8155.

[4] Bihlo A., *Symmetry methods in the atmospheric sciences*, Ph.D. thesis, University of Vienna, 2010.

[5] Bihlo A. and Popovych R.O., Lie symmetries and exact solutions of the barotropic vorticity equation, *J. Math. Phys.* **50** (2009), 123102 (12 pages), arXiv:0902.4099.

[6] Bihlo A. and Popovych R.O., Lie symmetry analysis and exact solutions of the quasi-geostrophic two-layer problem, *J. Math. Phys.* **52** (2011), 033103 (24 pages).

[7] Bluman G. and Kumei S., On invariance properties of the wave equation, *J. Math. Phys.* **28** (1987), 307–318.

[8] Bluman G. and Kumei S., *Symmetries and differential equations*, Springer, New York, 1989.

[9] Bridges T.J. and Reich S., Numerical methods for Hamiltonian PDEs, *J. Phys. A* **39** (2006), 5287–5320.

[10] Budd C. and Dorodnitsyn V.A., Symmetry-adapted moving mesh schemes for the nonlinear Schrödinger equation, *J. Phys. A* **34** (2001), 10384.

[11] Budd C.J., Huang W. and Russell R.D., Moving mesh methods for problems with blow-up, *SIAM J. Sci. Comput.* **17** (1996), 305–327.

[12] Budd C.J., Huang W. and Russell R.D., Adaptivity with moving grids, *Acta Numer.* **18** (2009), 111–241.

[13] Cao W., Huang W. and Russell R.D., A study of monitor functions for two-dimensional adaptive mesh generation, *SIAM J. Sci. Comput.* **20** (1999), 1978–1994.

[14] Chesnokov A.A., Symmetries and exact solutions of the rotating shallow-water equations, *Eur. J. Appl. Math.* **20** (2009), 461–477.

[15] Chhay M. and Hamdouni A., A new construction for invariant numerical schemes using moving frames, *C. R. Mecanique* **338** (2010), 97–101.

[16] Chhay M., Hoarau E., Hamdouni A. and Sagaut P., Comparison of some Lie-symmetry-based integrators, *J. Comp. Phys.* **230** (2011), 2174–2188.

[17] Dorodnitsyn V., *Applications of Lie Groups to Difference Equations*, vol. 8 of *Differential and integral equations and their applications*, Chapman & Hall/CRC, Boca Raton, FL, 2011.

[18] Dorodnitsyn V.A., Transformation groups in mesh spaces, *J. Sov. Math.* **55** (1991), 1490.

[19] Dorodnitsyn V.A. and Kozlov R., A heat transfer with a source: The complete set of invariant difference schemes, *J. Nonlin. Math. Phys.* **10** (2003), 16–50.

[20] Dorodnitsyn V.A. and Winternitz P., Lie point symmetry preserving discretizations for variable coefficient Korteweg–de Vries equations, *Nonlin. Dyn.* **22** (2000), 49–59.

[21] Egger J., Volume conservation in phase space: A fresh look at numerical integration schemes, *Mon. Wea. Rev.* **124** (1996), 1955–1964.

[22] Fels M. and Olver P.J., Moving coframes: I. A practical algorithm, *Acta Appl. Math.* **51** (1998), 161–213.

[23] Frank J. and Reich S., The Hamiltonian particle–mesh method for the spherical shallow water equations, *Atmos. Sci. Lett.* **5** (2004), 89–95.

[24] Huang W. and Russell R.D., *Adaptive Moving Mesh Methods*, Springer, New York, 2010.

[25] Hydon P.E., *Symmetry methods for differential equations*, Cambridge University Press, Cambridge, 2000.

[26] Ibragimov N.H., Aksenov A.V., Baikov V.A., Chugunov V.A., Gazizov R.K. and Meshkov A.G., *CRC handbook of Lie group analysis of differential equations. Vol. 2. Applications in engineering and physical sciences. Edited by N. H. Ibragimov*, CRC Press, Boca Raton, 1995.

[27] Kim P., Invariantization of numerical schemes using moving frames, *BIT Numerical Mathematics* **47** (2006), 525–546.

[28] Kim P., Invariantization of the Crank–Nicolson method for Burgers' equation, *Physica D* **237** (2008), 243–254.

[29] Leimkuhler B. and Reich S., *Simulating Hamiltonian dynamics*, Cambridge University Press, Cambridge, 2004.

[30] Morrison P.J. and Greene J.M., Noncanonical Hamiltonian Density Formulation of Hydrodynamics and Ideal Magnetohydrodynamics, *Phys. Rev. Lett.* **45** (1980), 790–794.

[31] Olver P.J., Moving frames, *J. Symbolic Comput.* **36** (2003), 501–512.

[32] Olver P.J., Generating differential invariants, *J. Math. Anal. Appl.* **333** (2007), 450–471.

[33] Ovsiannikov L.V., *Group analysis of differential equations*, Acad. Press, New York, 1982.

[34] Pavlenko A.S., Symmetries and solutions to equations of two-dimensional motions of polytropic gas, *Sib. Èlektron. Mat. Izv.* **2** (2005), 291–307.

[35] Pedlosky J., *Geophysical fluid dynamics*, Springer, New York, 1987.

[36] Randall D.A., Geostrophic adjustment and the finite-difference shallow-water equations, *Mon. Wea. Rev.* **122** (1994), 1371–1377.

[37] Ringler T.D. and Randall D.A., A potential enstrophy and energy conserving numerical scheme for solution of the shallow-water equations on a geodesic grid, *Mon. Wea. Rev.* **130** (2002), 1397–1410.

[38] Salmon R., A general method for conserving energy and potential enstrophy in shallow-water models, *J. Atmos. Sci.* **64** (2007), 515–531.

[39] Sommer M. and Névir P., A conservative scheme for the shallow-water system on a staggered geodesic grid based on a Nambu representation, *Q. J. R. Meteorol. Soc.* **135** (2009), 485–494.

[40] Sommer M. and Reich S., Phase space volume conservation under space and time discretization schemes for the shallow-water equations, *Mon. Wea. Rev.* **138** (2010), 4229–4236.

[41] Thompson J.F., Warsi Z.U.A. and Mastin C.W., *Numerical grid generation: Foundations and applications*, North-Holland, New York, 1985.

[42] Valiquette F. and Winternitz P., Discretization of partial differential equations preserving their physical symmetries, *J. Phys. A* **38** (2005), 9765–9783.