

A load balancing strategy for parallel computation of sparse permanents

Lei Wang¹, Heng Liang^{1,*†}, Fengshan Bai¹ and Yan Huo²

¹*Department of Mathematical Sciences, Tsinghua University, Beijing, 100084, P.R.CHINA.*

²*China Citic Bank, Block C, Fuhua Mansion, No.8 Chaoyangmen Beidajie, Dongcheng, Beijing, 100027, P.R.CHINA.*

SUMMARY

The research in parallel machine scheduling in combinatorial optimization suggests that the desirable parallel efficiency could be achieved when the jobs are sorted in the non-increasing order of processing times. In this paper, we find that the time spending for computing the permanent of a sparse matrix by hybrid algorithm is strongly correlated to its permanent value. A strategy is introduced to improve a parallel algorithm for sparse permanent. Methods for approximating permanents, which have been studied extensively, are used to approximate the permanent values of sub-matrices to decide the processing order of jobs. This gives an improved load balancing method. Numerical results show that the parallel efficiency is improved remarkably for the permanents of fullerene graphs, which are of great interests in nanoscience. Copyright © 0000 John Wiley & Sons, Ltd.

Received ...

KEY WORDS: Sparse matrix; Approximate algorithm; Permanent; Parallel computation; Load balancing; Accelerated ratio

1. INTRODUCTION

The permanent of an $n \times n$ matrix $A = [a_{ij}]$ is defined as

$$\text{per}(A) = \sum_{\sigma \in \Lambda_n} \prod_{i=1}^n a_{i\sigma(i)} \quad (1)$$

where Λ_n denotes the set of all possible permutations of $\{1, 2, \dots, n\}$.

The permanent attracts attentions from mathematics, computer science, statistical physics and chemical graph theory [1, 2]. However, computing the permanent of a matrix is proved to be a $\#P$ -complete problem in counting [3], which is no easier than an NP -complete problem in

*Correspondence to: Heng Liang, Department of Mathematical Sciences, Tsinghua University, Beijing, 100084, P.R.CHINA.

Contract/grant sponsor: National Science Foundation of China; contract/grant number: 10871115

†E-mail: hliang72@gmail.com.

combinatorial optimization. Even for 3-regular matrices, which are with 3 nonzero entries in each row and column, evaluating their permanents is still a $\#P$ -complete problem [4].

The best-known algorithm for precise evaluation of the permanent of general matrix is due to Ryser [5], and later improved by Nijenhuis and Wilf [6]. It is $O(n2^{n-1})$ in time complexity. We call the method R-NW algorithm. The R-NW only works for small matrices.

It is only possible to make the precise calculation faster, if the special structure properties of matrices can be used intensively. Several efficient precise algorithms have been proposed by exploring the structure properties of sparse matrices, such as Kallman's method [7, 8], hybrid algorithm [9, 10]. Among them, the hybrid algorithm is the best one for very sparse matrix.

The hybrid algorithm is parallel in nature. A parallelized version of the algorithm is developed for the permanent computation problem arising from molecular chemistry [12]. The basic idea of the parallelized hybrid algorithm is divide and conquer. An $n \times n$ matrix A is divided into a series smaller sub-matrices by using the hybrid algorithm. When the computational times of the permanents of sub-matrices are known or estimated appropriately, the load balancing strategies for the permanent computation could be further improved with the help of the theory of parallel machine scheduling in combinatorial optimization. In this paper, we use the statistical methods to explore the factors which are related to the computational time of permanent with the hybrid algorithm. An efficient estimation for computational time of permanent is obtained. Hence the improved parallel strategy for permanent of sparse graph is proposed.

In the next section, a brief introduction to a hybrid algorithm and its parallelized version for permanent, which are the best methods for very sparse matrix as far as we know, are presented. The load balancing strategy of parallel algorithm is discussed. In section 3, the statistical analysis of computational time of permanent is given. It is shown that the permanent value has strong correlation to its computational time with the hybrid algorithm. Then an improved loading balance strategy based on approximate permanent algorithm is proposed. In section 4, the numerical results are given. Some discussions are made in section 5.

2. PARALLEL ALGORITHMS FOR SPARSE PERMANENTS

2.1. A hybrid algorithm for sparse permanent

Taking the advantage of the sparse structure extensively, a hybrid method is proposed [9, 10]. Consider an expansion

$$\begin{aligned}
 & \text{per} \begin{pmatrix} a & b & c & d & \mathbf{x}^T \\ \mathbf{y}_1 & \mathbf{y}_2 & \mathbf{y}_3 & \mathbf{y}_4 & \mathbf{Z} \end{pmatrix} \\
 &= \text{per} \begin{pmatrix} a\mathbf{y}_2 + b\mathbf{y}_1 & \mathbf{y}_3 & \mathbf{y}_4 & \mathbf{Z} \end{pmatrix} + \text{per} \begin{pmatrix} \mathbf{y}_1 & \mathbf{y}_2 & c\mathbf{y}_4 + d\mathbf{y}_3 & \mathbf{Z} \end{pmatrix} \\
 &+ \text{per} \begin{pmatrix} 0 & 0 & 0 & 0 & \mathbf{x}^T \\ \mathbf{y}_1 & \mathbf{y}_2 & \mathbf{y}_3 & \mathbf{y}_4 & \mathbf{Z} \end{pmatrix} \\
 &= \text{per}(A_1) + \text{per}(A_2) + \text{per}(A_3)
 \end{aligned} \tag{2}$$

where a, b, c and d are scalars, x^T is an $(n - 4)$ -dimensional row vector, y_1, y_2, y_3 and y_4 are both $(n - 1)$ -dimensional column vectors, and Z is an $(n - 1) \times (n - 4)$ matrix. This expansion appears in [11], and is used to establish an approximate algorithm for permanent. When “ $s < 5$ ”, where s is the minimal number of nonzero entries in one row or column of matrix, one $n \times n$ matrix can be divided into no more than two $(n - 1) \times (n - 1)$ matrices, that is, $per(A_3) = 0$ in the expansion (2). Combining the expansion (2) with R-NW algorithm, a hybrid algorithm is constructed [10].

Algorithm H_per(Hybrid)

Input: A —an $n \times n$ 0-1 valued matrix.

Output: $P = H_per(A)$.

Step 1: Find the minimal number of nonzero entries s in one row or column of A .

Step 2: If $n > 2$ and $s < 5$, then divide A into A_1, A_2 as (2), and

$$P = H_per(A_1) + H_per(A_2)$$

Else return by $R-NW(A)$.

It is an efficient algorithm for very sparse matrix, especially for fullerene-like matrices [9, 13].

2.2. Parallelized version of the hybrid method

The parallelization of the algorithm is essential for computing large scale problems. The hybrid algorithm H_per for permanent is parallel in nature. First, the $n \times n$ matrix A is divided into a series of $(n - d) \times (n - d)$ matrices by using the formula (2) repeatedly. Then the $(n - d) \times (n - d)$ matrices are computed in parallel. The d is called the depth of pre-expansion.

Let $A_k^{(w)}$ denote the w -th $(n - k) \times (n - k)$ matrix. Based on the algorithm H_per, the following parallel method PH is constructed [12].

Algorithm PH (Parallel H_per)

Step 1: Let n be the order of matrix A , num be the number of CPU’s used, $A_0^{(1)} = A, s = 1$, set d be the depth of pre-expansion.

Step 2: For $k=1:d$

t=0;

for w=1:s

divide $A_{k-1}^{(w)}$ into $A^{(1)}$ and $A^{(2)}$ as (2), $A_k^{(t+1)} = A^{(1)}, A_k^{(t+2)} = A^{(2)}, t = t + 2$;

end

s=t;

End

Step 3: Assign $A_d^{(w)}$ in the natural order to the the currently least load processor and compute the permanent of $A_d^{(w)}$ by Algorithm H_per, until all $A_d^{(w)}$ ’s ($1 \leq w \leq t$) has been computed.

Step 4: $P = \sum_{w=1}^t H_per(A_d^{(w)})$.

2.3. The approximate algorithms for permanents

Methods for approximating permanents of 0-1 matrices attract a great deal of studies in the last decade. Markov chain Monte Carlo methods [14, 15] absorb great efforts from computer scientists. The theoretical analysis for those methods are relatively abundant and a fully-polynomial randomized approximation scheme for the permanent of arbitrary matrix with non-negative entries has been reported [15]. But the method is unlikely to be practical in computations [16].

A kind of practical approximate methods for permanents is Monte Carlo method, which reduce permanents to determinants by randomizing the elements of matrices [16, 17, 18]. The idea is first introduced by Godsil and Gutman [18]. It is improved by Karmarkar et. al. [17], which is one of the most popular practical approximate algorithms for matrix permanent. Assume

$$w_0 = 1, \quad w_1 = -\frac{1}{2} + \frac{\sqrt{3}}{2}i, \quad w_2 = -\frac{1}{2} - \frac{\sqrt{3}}{2}i$$

be the three cube roots of unity. Let y be a complex number, and \bar{y} denote the complex conjugate of y . The KKLLL method is outlined as follows.

Algorithm KKLLL (Karmarkar/Karp/Lipton/Lovasz/Luby)

Input: A —an $n \times n$ 0-1 valued matrix.

Output: X_A —the estimate for $Per(A)$.

Step 1: For all i, j , $1 \leq i, j \leq n$,

If $A_{ij} = 0$ then $B_{ij} \leftarrow 0$;

Elseif $A_{ij} = 1$ then randomly and independently choose $B_{ij} \in \{w_0, w_1, w_2\}$ with probability $\frac{1}{3}$.

Step 2: $X_A = \det(B)\overline{\det(B)}$.

Theorem 2.1 ([17])

The KKLLL estimator X_A is unbiased with $E[X_A] = per(A)$.

An (ϵ, δ) -approximation algorithm for $per(A)$ is a Monte-Carlo algorithm that accepts as input A and two positive parameters ϵ and δ . The output of the algorithm is an estimate Y of $per(A)$, which satisfies

$$P[(1 - \epsilon)per(A) \leq Y \leq (1 + \epsilon)per(A)] \geq 1 - \delta. \quad (3)$$

The KKLLL estimator is unbiased and yields an (ϵ, δ) -approximation algorithm for estimating $per(A)$ in time $2^{n/2} \frac{1}{\epsilon^2} \log(\frac{1}{\delta}) \mathbf{poly}(n)$ [17]. However, for the random 0,1-matrix, Frieze and Jerrum proved the following result.

Theorem 2.2 ([19])

Let $\omega(n)$ is any function tending to infinity as $n \rightarrow \infty$. Then only $O(n\omega(n)\frac{1}{\epsilon^2})$ trials using the KKLLL estimator suffice to obtain a reliable approximation to the permanent of the random 0,1-matrix within a factor $1 \pm \epsilon$ of the correct value.

2.4. The parallel machine scheduling

The load balancing strategies for the permanent computation can be further improved with the help of the models of parallel machine scheduling in combinatorial optimization. Consider the following machine scheduling model first. Assume that one has a set of n jobs J_1, \dots, J_n , and m identical machines M_1, \dots, M_m . Each job J_j must be processed without interruption for a time $p_j > 0$ on one of the machines. Each machine can process at most one job at a time. If all jobs are ready for processing in the very beginning, it is called **offline** machine scheduling; otherwise if jobs can only be ready for processing one by one, it is called **online**.

An algorithm called LS is designed for the online parallel machine scheduling problems, where jobs are processed in its natural order of coming. Graham [20] gives the worst-case analysis of the scheduling heuristics and shows that Algorithm LS has a worst-case ratio of $2 - \frac{1}{m}$, where m is the number of machines available. If the jobs are sorted in the non-increasing order of processing times for offline problems, then there is an algorithm known as LPT. It is proved by Graham that Algorithm LPT has an improved worst-case ratio of $\frac{4}{3} - \frac{1}{3m}$ [21].

The scheduling problem in Algorithm PH is essentially online in which the sub-matrices are sent to the different processors in their natural order of expansion. In this paper, we will give a approximate order for the computational times of the sub-matrices. It is observed and checked that there is a strong correlation between the permanent value and its computational time. Hence we use the approximate value of permanent to determine the order of jobs which are sent to processors so as to improve the parallel efficiency than the case with natural order.

3. THE IMPROVED LOAD BALANCING STRATEGY

We find that the time of computing the permanent of a sparse matrix by hybrid algorithm is strongly correlated to its permanent value. We also note that the computational time of hybrid algorithm is dependent on the locations of the nonzero elements of matrix. Therefore, for any matrix $A = [a_{ij}]_{n \times n}$ construct a 0-1 matrix $B = [b_{ij}]_{n \times n}$ in such a way that $b_{ij} = 1$ if $a_{ij} \neq 0$ and $b_{ij} = 0$ if $a_{ij} = 0$ for any $1 \leq i, j \leq n$. The computational times of $per(A)$ and $per(B)$ with algorithm H_per are almost equal. For any matrix A , what we discuss is the relationship between the $per(B)$ and the computational time of $per(A)$. The following two subsections will present the statistical analysis for the correlation. Then an improved load balancing strategy is proposed.

3.1. Linear regression analysis for computational time of permanent

The linear regression model is used to investigate which factors are sensitively response to the computational time of matrix permanent with algorithm H_per.

Take the computational time T with algorithm H_per as the dependent variable. The following five matrix invariants are considered, which are chosen empirically and may be related to the computational time: the permanent value of the matrix which is denoted as P ; the absolute value of the determinant of the matrix which is denoted as $|D|$; the number of nonzero elements of the matrix which is denoted as S ; the variance of sum of nonzero elements in each row which is denoted as V_1 ; the variance of sum of nonzero elements in each column which is denoted as V_2 .

We generate 0-1 matrices randomly with various size and sparsity. Each group contains 100 matrices. For each 0-1 matrix group, consider the multiple regression model as follows.

$$T = a_0 + a_1P + a_2|D| + a_3S + a_4V_1 + a_5V_2 \quad (4)$$

The coefficient of determination, often referred to R^2 , is a frequently used measure of the fit of the regression line. The definition is, simply,

$$R^2 = \frac{\sum_{i=1}^n (\hat{y}_i - \bar{y})^2}{\sum_{i=1}^n (y_i - \bar{y})^2}$$

corresponding to linear model $y_i = \beta_0 + \beta_1 X_i + \varepsilon_i (i = 1, 2, \dots, n)$, where $\hat{y}_i = \hat{\beta}_0 + \hat{\beta}_1 X_i$ and $\bar{y} = \frac{1}{n} \sum_{i=1}^n y_i$, $\hat{\beta}_0$ and $\hat{\beta}_1$ being the estimates of β_0 and β_1 [22].

The coefficient of determination R^2 is no less than 0.8 for every data group, which is shown in Table I. In order to find out which factors significantly correlate to the dependent variable we apply stepwise regression method to the linear regression models. Using the stepwise regression, only the permanent value P is significant to the computational time T .

Take the case of $n=40$ and $S=5n$ as an example. The regression equation with all five factors is

$$T = 39.7636 + 0.3158 \times 10^{-7}P - 0.8812|D| + 0.4175S - 20.0094V_1 - 12.7279V_2 \quad (5)$$

with $R^2 = 0.9190$;

The result of stepwise regression is

$$T = -13.6741 + 0.3330 \times 10^{-7}P \quad (6)$$

with $R^2 = 0.8552$.

$|D|$, S , V_1 and V_2 are very easily computed. However, the computational time of the permanent can not be predicted by these factors. Only permanent value itself is strongly correlated to computational time. The result is reasonable that $per(A)$ is just the number of all the nonzeros expansion terms in (1), which determines the complexity of the problem to some extent in nature. Though evaluating $per(A)$ is hard, it is fortunate that there are many good practical approximate algorithms developed for permanent.

3.2. Kendall rank correlation analysis

For improving the load balancing of the algorithm PH, what is essentially needed to know is the non-increasing order of the computational times of all the sub-matrices produced by algorithm PH.

The Kendall rank correlation, also referred to Kendall τ coefficient, is a common rank correlation method in the theory of statistical relationship. This coefficient provides a kind of average measure of the agreement between two measured quantities. Suppose we have a set of n objects which are being considered in relation to two properties represented by x and y . Numbering the objects from 1 to n for the purposes of identification in any order we please, we may say that they exhibit values x_1, \dots, x_n according to x and y_1, \dots, y_n according to y . To any pair of individuals, say the i th and the j th ($i < j$), we will allot an x -score, denoted by $a_{ij} = +1$ if $p_j > p_i$ (where p_i is the rank of

the i th member according to the x -quality) and $a_{ij} = -1$ if $p_j < p_i$, subject only to the condition that $a_{ij} = -a_{ji}$. Similarly we will allot a y -score, denoted by b_{ij} , where $b_{ij} = -b_{ji}$. Denoting S by summing $a_{ij}b_{ij}$ over all values of i and j from 1 to n , the Kendall τ coefficient is defined as[23]:

$$\tau = \frac{\sum_{i < j} a_{ij}b_{ij}}{\frac{1}{2}n(n-1)} = \frac{S}{\frac{1}{2}n(n-1)} \tag{7}$$

The denominator is the number of pairs of comparison. The Kendall τ coefficient have three properties: if the agreement between the rankings is perfect, i.e. every individual has the same rank in both, τ should be $+1$, indicating perfect positive correlation; if the disagreement is perfect, i.e. one ranking is the inverse of the other, τ should be -1 , indicating perfect negative correlation; for other arrangements τ should lie between these limiting values, and in some acceptable sense increasing values from -1 to 1 should correspond to increasing agreement between the ranks.

In practical applications of ranking methods there sometimes arise cases in which two or more individuals are so similar that no preference can be expressed between them. The ranking members are then said to be tied. If there is a tie of t consecutive members all the scores arising from any pair chosen from them is zero. There are $\frac{1}{2}t(t-1)$ such pairs. If, therefore, we write

$$T = \frac{1}{2} \sum_t t(t-1) \tag{8}$$

For ties in one ranking, where \sum_t stands for the summation over various sets of ties in this ranking, and

$$U = \frac{1}{2} \sum_u u(u-1) \tag{9}$$

For ties in the other, where \sum_u stands for the summation over various sets of ties in this ranking, our alternative form of the coefficient τ for tied ranks may be written

$$\tau = \frac{S}{\sqrt{\frac{1}{2}n(n-1) - T} \sqrt{\frac{1}{2}n(n-1) - U}} \tag{10}$$

We can use the distribution of the Kendall τ coefficient in testing the significance of τ under the null hypothesis that the two qualities are independent. In the null hypothesis case the exact distribution of τ can be calculated exactly for small samples, and as n increases it has been proved that the distribution tends to normality, with $E(\tau) = 0$ and $var(\tau) = \frac{2(2n+5)}{9n(n-1)}$ [23].

We use Kendall rank correlation to measure the association between the ranking of the computational times by algorithm H_per and the rankings by the permanents and approximate permanents.

For a set of 0-1 matrices A_1, \dots, A_m , let the T_i denote the computational time of the algorithm H_per, P_i denote the exact value of $per(A_i)$, AP_i denote the approximate value of $per(A_i)$ by KKLLL algorithm, $i = 1, \dots, m$.

The similarities between rank of $\{T_i\}$ and rank of $\{P_i\}$, between rank of $\{T_i\}$ and rank of $\{AP_i\}$ are considered respectively.

Case study 1: Kendall rank correlation analysis for random 0-1 matrix: Tested by the Kendall rank correlation coefficient, the similarities between the ranking of $\{T_i\}$ and that of $\{P_i\}$, between

the ranking of $\{T_i\}$ and that of $\{AP_i\}$ are significant for all the matrix groups used in subsection 3.1. Take $(n, S) = (60, 4n)$ as an example, the Table II shows the Kendall τ coefficients and p -values. In the Kendall rank correlation analysis, the p -value is used for testing the significance of τ under the null hypothesis that the two qualities are independent against the alternative that the two qualities are dependent. If the p -value is small, say less than 0.05, then the two qualities are significantly dependent.

Case study 2: Kendall rank correlation analysis for 3-regular matrix: The second example comes from chemical graph theory. Consider the adjacent matrix of a fullerene with 100 atoms, which is a 3-regular 100×100 matrix. It is divided into 159 80×80 matrices by using the formula (2) repeatedly. The Table III illustrates the result of Kendall τ test.

Case study 3: Kendall rank correlation analysis for 4-regular matrix: The third example is computing $\text{per}(I + A)$, where A is the adjacent matrix of buckminsterfullerene C_{60} , I is identity matrix. The matrix $I + A$ is 4-regular. The 60×60 matrix $I + A$ is divided into 123 52×52 matrices by using the formula (2) repeatedly. The Table IV illustrates the result of Kendall τ test.

The p -values in the three cases are all extremely small. Hence the both rankings of $\{P_i\}$ and $\{AP_i\}$ and that of $\{T_i\}$ are dependent significantly. The results show that the computational time with Algorithm H_per has a strong rank correlation with the permanent value.

3.3. The improved load balancing strategy

The parallel algorithm is improved by taking advantage of the ordering of estimated permanents as load balancing strategy. For the algorithm PH, the step 3 is changed as follows.

Step 3: approximate the permanents of $A_d^{(w)} (w = 1, 2, \dots, t)$ by KKLLL algorithm, sort the matrices $A_d^{(w)} (w = 1, 2, \dots, t)$ as the non-increasing order of the approximate permanents, then assign $A_d^{(w)}$ in the sorted order to the currently least loaded processor and compute the permanent of $A_d^{(w)}$ by Algorithm H_per, until all $A_d^{(w)}$'s ($1 \leq w \leq t$) has been computed.

4. NUMERICAL RESULTS

We use the approximate permanent to give the approximate order with which the sub-matrices divided by algorithm PH are sent to processors. In this section, the performance of the improved load balancing strategy is tested by the numerical examples, which are arising from molecular chemistry application and choosing from sparse matrix collection. All numerical experiments in this paper are carried on a 32-bit Intel Pentium III (1266 MH) with 32 processors, and the programming language is Fortran 90.

4.1. The numerical result for the permanent of C_{100}

The example of fullerene C_{100} used in subsection 3.2 is considered again. The adjacent matrix A of C_{100} is divided into 159 sub-matrices. These sub-matrices are sent to the processors with the three order strategies. One is their natural order of expansion, which is the strategy of PH algorithm. The second is the non-increasing order of the exact computational times of the sub-matrices, which is the ideal strategy according to parallel machine scheduling. The third is the non-increasing order of

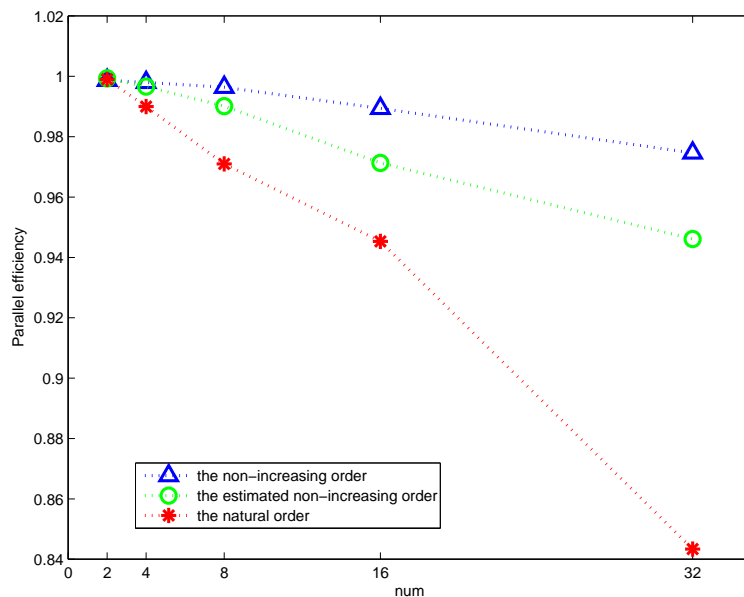


Figure 1. The comparison of parallel efficiency for C_{100}

the approximate permanent values of the sub-matrices by KKLLL algorithm, which is the improved strategy proposed in subsection 3.3. Approximate permanents play a role of the preconditioning, which consumes only a little time compared with the computational time of permanent.

The numerical results with the three order strategies are shown in the Tables V-VII. The parallel efficiencies of three order strategies are compared in Figure 1. The results of improved strategy in Table VII are all better than that of the natural order in Table V. Moreover the parallel efficiency in Table VII is almost the same with that in Table VI except the case of 32 CPU's. But the efficiency of 32 CPU's has reached 94.61%, which has been good enough in parallel computation.

4.2. The numerical result for permanental polynomial of C_{60}

The permanental polynomial of a graph G is of interest in chemical graph theory [2]. It is defined as

$$P(G, x) = \text{per}(xI - A), \quad (11)$$

where A is the adjacency matrix of the graph G with n vertices, and I is the identity matrix of order n . The permanental polynomial can be obtained by a series of computations of the permanents formed $\text{per}(xI - A)$, where x is one of the $(n + 1)$ -th roots of unity in complex plane [13]. The permanental polynomial of Buckminsterfullerene C_{60} is first computed by parallel algorithm PH [12].

The results of natural order, non-increasing order and estimated non-increasing order are shown in Tables VIII-X respectively. The parallel efficiencies of three order strategies are compared in Figure 2. The parallel efficiency under exact non-increasing order is 95.66% for 32 CPU's, while that of improved strategy in estimated non-increasing order is 94.95%.

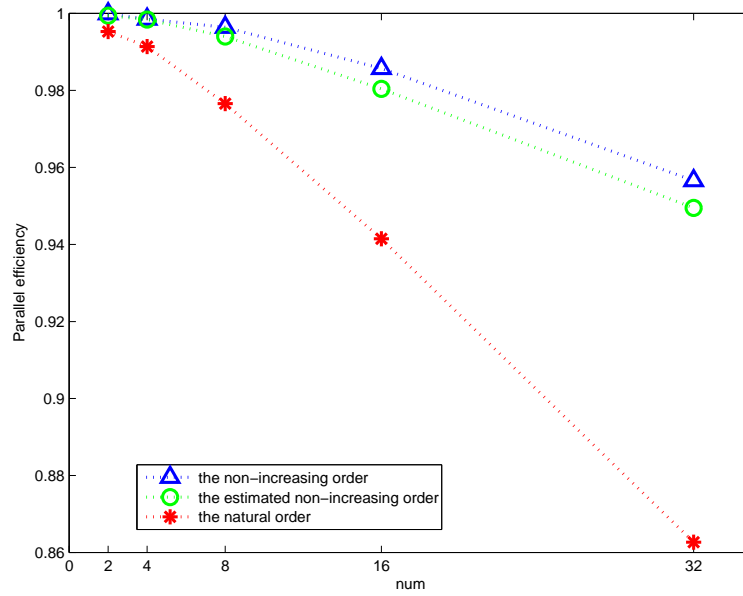


Figure 2. The comparison of parallel efficiency for C_{60}

4.3. The numerical result for the permanent of sparse matrix

We choose a sparse matrix from the University of Florida Sparse Matrix Collection[24] as our third example, which is a large and actively growing set of sparse matrices that arise in real applications. This symmetric 66×66 matrix B named *dwt_66* has 320 nonzero elements, and comes from symmetric connection table from DTNSRDC(David W. Taylor Naval Ship Research and Development Center), WASHINGTON[24]. We divide it into 140 53×53 sub-matrices. These sub-matrices are sent to the processors with the three order strategies: the natural order of expansion, the non-increasing order of the exact computational times of the sub-matrices, the non-increasing order of the approximate permanent values of the sub-matrices by KKLLL algorithm.

The numerical results with the three order strategies are shown in the Tables XI-XIII. The parallel efficiencies of three order strategies are compared in Figure 3. The results of improved strategy in Table XIII are all better than that of the natural order in Table XI. Moreover the parallel efficiency in Table XIII is almost the same with that in Table XII except the case of 32 CPU's. But the efficiency of 32 CPU's has reached 94.79%, which has been good enough in parallel computation comparing with the efficiency of the natural order 80.49%.

We have showed the accelerated ratio and parallel efficiency for the three numerical experiments of parallel algorithm PH using three different load balancing strategies. The results roughly increase 10% – 15% parallel efficiency using the improved strategy in contrast to the natural order strategy. Also the parallel efficiency using the improved strategy is very close to the one using the increasing order strategy, which is the optimal load balancing strategy for parallel computing. The permanent values of groups of sub-matrices in our experiments are given in Appendices.

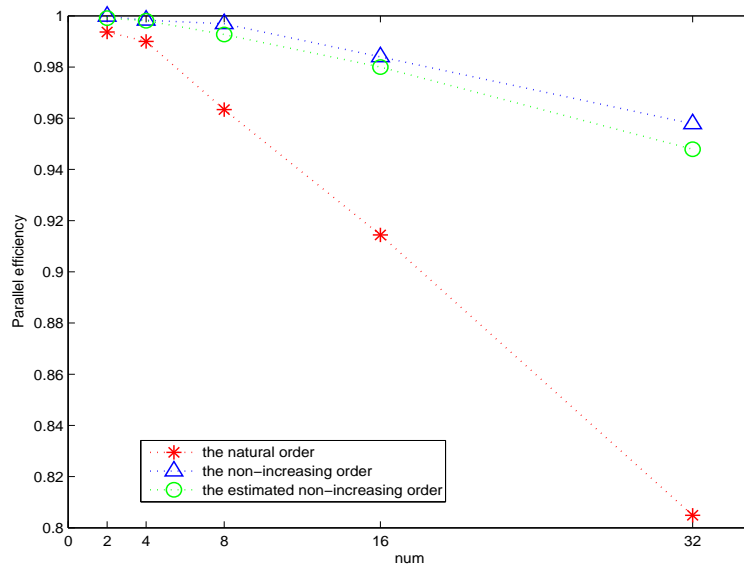


Figure 3. The comparison of parallel efficiency for B

5. CONCLUSION AND DISCUSSION

The matrix permanent has critical applications in combinatorial counting, statistical physics and molecular chemistry. For large scale matrices, parallel methods are developing quickly in recent years. From the results of parallel machine scheduling in combinatorial optimization, one knows that the desirable parallel efficiency will be achieved when the jobs are sorted in the non-increasing order of their processing times. Hence it is desired to know the processing times of the jobs for achieving good parallel efficiency. In this paper, we find that there are strong correlation between the permanent value and its computational time. Therefore the approximate algorithms for permanent are used to estimate the computational times of sub-matrices, which are the jobs in the permanent parallel algorithm. The numerical experiments on fullerene-type graphs, which are of great interest in fullerene chemistry, show that the parallel efficiency is improved remarkably by our load balancing strategy.

The approximate method for matrix permanent used in the paper can also be regarded as a preconditioner for the parallel hybrid algorithm[12]. Preconditioning is so successful and valuable in numerical linear algebra. Following the similar idea, it is meaningful to establish the basic concepts and a general framework of the precondition methods for permanent computation, by deeply investigating the mechanism of the existing successful algorithms. It is our future work to develop the preconditions such that the efficiency of the algorithms for permanents can be highly improved, and the realistic scientific computation problems can be solved.

APPENDICES

The adjacent matrix of C_{100} (written in MATLAB) is given below, and the permanent values of 159 sub-matrices for matrix A of C_{100} is listed in Table XIV.

```

D=[ 2  4  8;  7 22 23; 23 42 43; 43 62 63; 63 82 85; ...
    1  3 11; 19 21 39; 39 41 59; 59 61 79; 79 81 94; ...
    2  5 14; 21 26 41; 41 46 61; 61 66 81; 66 84 85; ...
    1  5  6;  9 25 26; 26 45 46; 46 65 66; 67 83 88; ...
    3  4 17; 10 24 27; 27 44 47; 47 64 67; 81 83 96; ...
    4  7 19; 23 24 44; 43 44 64; 63 64 83; 70 87 88; ...
    6  9 21; 25 30 45; 45 50 65; 65 70 84; 71 86 91; ...
    1  9 10; 12 29 30; 30 49 50; 50 69 70; 84 86 97; ...
    7  8 24; 13 28 31; 31 48 51; 51 68 71; 74 90 91; ...
    8 12 25; 27 28 48; 47 48 68; 67 68 86; 75 89 95; ...
    2 12 13; 29 34 49; 49 54 69; 69 74 87; 87 89 98; ...
   10 11 28; 15 33 34; 34 53 54; 54 73 74 78 93 95; ...
   11 15 29; 16 32 35; 35 52 55; 55 72 75; 80 92 94; ...
    3 15 16; 31 32 52; 51 52 72; 71 72 89; 82 93 99; ...
   13 14 32; 33 38 53; 53 58 73; 73 78 90; 90 92 100; ...
   14 18 33; 18 37 38; 38 57 58; 58 77 78; 85 97 99; ...
    5 18 20; 20 36 40; 40 56 60; 60 76 80; 88 96 98; ...
   16 17 36; 35 36 56; 55 56 76; 75 76 92; 91 97 100; ...
    6 20 22; 22 40 42; 42 60 62; 62 80 82; 94 96 100; ...
   17 19 37; 37 39 57; 57 59 77; 77 79 93; 95 98 99; ]
A = zeros(100); for k = 1 : 100 A(k, D(k, :)) = 1; end

```

The adjacent matrix of C_{60} (written in MATLAB) is given below, and the permanent values of 123 sub-matrices for matrix $B = xI - A$ of C_{60} is listed in Table XV.

```

D=[ 2  3 12;  6 12 16; 26 27 36; 30 36 40; 50 52 55; ...
    1  4  6; 10 15 21; 25 28 30;  5 34 39; 15 49 51; ...
    1 11 35; 14 16 50; 19 25 35; 38 40 58; 24 45 50; ...
    2  5 33; 13 15 55; 17 26 29; 37 39 43; 48 49 56; ...
    4  8 38; 18 19 28; 22 28 32; 42 44 47; 54 56 59; ...
    2  7 13; 17 20 22; 26 31 37; 31 41 43;  7 53 55; ...
    6  8 54; 11 17 27; 30 32 42; 40 42 57; 16 49 54; ...
    5  7 59;  9 18 21; 29 31 47; 41 48 60; 52 53 60; ...
   10 11 20; 14 20 24;  4 34 35; 46 48 51; 43 58 60; ...
    9 12 14; 18 23 29; 33 36 38; 23 45 47; 39 57 59; ...
    3  9 19; 22 24 46;  3 27 33; 32 41 46;  8 53 58; ...
    1 10 13; 21 23 51; 25 34 37; 44 45 52; 44 56 57; ]
A = zeros(60); for k = 1 : 60 A(k, D(k, :)) = 1; end
x‡ = 0.9947 + 0.1028i; B = x * eye(60) - A;

```

[‡]We select one of the 61-th roots of unity in complex plane as x .

REFERENCES

1. Minc H. Permanents. *Encyclopedia of mathematics and its applications*. Addison-Wesley, 1978; **6**.
2. Trinajstić N. *Chemical Graph Theory* (2nd edn). CRC Press: Boca Raton, FL, 1992.
3. Valliant LG. The complexity of computing the permanent. *Theoretical Computer Science* 1979; **8(2)**:189-201, DOI: 10.1016/0304-3975(79)90044-6.
4. Dagum P, Luby M. Approximating the permanent of graphs with large factors. *Theoretical Computer Science* 1992; **102(2)**:283-305, DOI: 10.1016/0304-3975(92)90234-7.
5. Ryser HJ. *Combinatorial Mathematics*. Carus Mathematical Monographs. Mathematical Association of America: Washington DC, 1963.
6. Nijenhuis A, Wilf HS. *Combinatorial Algorithms for Computers and Calculators* (2nd edn). Academic Press: New York, 1978.
7. Kallman R. A method for finding permanents of 0,1 matrices. *Math. Comput.* 1982; **157(38)**:167-170.
8. Delic G, Cash GG. The permanent of 0,1 matrices and Kallman's algorithm. *Computer Physics Communication* 2000; **124(2-3)**:315-329, DOI: 10.1016/S0010-4655(99)00448-8.
9. Liang H, Bai FS. A partially structure-preserving algorithm for the permanents of adjacency matrices of fullerenes. *Computer Physics Communications* 2004; **163(2)**:79-84, DOI: 10.1016/j.cpc.2004.08.003.
10. Liang H, Huang SQ, Bai FS. A hybrid algorithm for computing permanents of sparse matrices. *Applied Mathematics and Computation* 2006; **172**:708-716.
11. Forbert H, Marx D. Calculation of the permanent of a sparse positive matrix. *Computer Physics Communications*. 2003; **150**:267-273, DOI: 10.1016/S0010-4655(02)00683-5.
12. Liang H, Tong H, Bai FS. Computing the Permanent Polynomial of C_{60} in Parallel. *MATCH Commun. Math. Comput. Chem.* 2008; **60(2)**:349-358.
13. Huo Y, Liang H, Bai FS. An efficient algorithm for computing permanent polynomials of graphs. *Comput. Phys. Commun.* 2006; **175(3)**:196-203, DOI: 10.1016/j.cpc.2006.03.002.
14. Jerrum M, Sinclair A. Approximating the permanent. *SIAM J. Comput.* 1989; **18(6)**:1149-1178, DOI: 10.1137/0218077.
15. Jerrum M, Sinclair A, Vigoda E. A polynomial-time approximation algorithm for the permanent of a matrix with nonnegative entries. *J. ACM* 2004; **51(4)**:671-697, DOI: 10.1145/1008731.1008738.
16. Chien S, Rasmussen LE, Sinclair A. Clifford algebras and approximating the permanent. *J. Comput. Sys. Sci.* 2003; **67**:263-290, DOI: 10.1145/509907.509944.
17. Karmarkar N, Karp RM, Lipton R, Lovasz L, Luby M. A Monte Carlo algorithm for estimating the permanent. *SIAM J. Comput.* 1993; **22**:284-293, DOI: 10.1.1.39.7514&rank=10.
18. Godsil CD, Gutman I. On the matching polynomial of a graph. *Algorithm Methods in Graph Theory* 1981; 241-249.
19. Frieze A, Jerrum M. An analysis of a Monte Carlo algorithm for estimating the permanent. *Combinatorica* 1995; **15(1)**:67-83, DOI: 10.1007/BF01294460.
20. Graham RL. Bounds for certain multiprocessing anomalies. *Bell System Technical Journal* 1966; **45(9)**:1563-1581.
21. Graham RL. Bounds on multiprocessing timing anomalies. *SIAM J. Appl. Math.* 1969; **17(2)**:416-429.
22. Myers RH. *Classical and Modern Regression with Applications* (2nd edn). Duxbury: Australia, 1990.
23. Kendall MG. *Rank correlation methods* (3rd edn). Charles Griffin: London, 1962.
24. The University of Florida Sparse Matrix Collection. <http://www.cise.ufl.edu/research/sparse/matrices/>.

Table I. R^2 of model for various n and S .

n	$S = 4n$	$S = 5n$	$S = 6n$	$S = 7n$
20	0.8822	0.8449	0.8080	0.8296
25	0.9110	0.8003	0.8098	0.8713
30	0.8916	0.8015	0.8310	0.8620
35	0.9451	0.8786	0.8537	
40	0.9929	0.9190	0.8681	
45	0.8950	0.8824		
50	0.8200	0.8902		
55	0.9978			
60	0.9639			

Table II. Kendall τ rank correlation for random matrix with $n = 60, S = 4n$.

	coefficient	p-value
$\{T_i\}$ and $\{P_i\}$	0.4457	9.6723×10^{-17}
$\{T_i\}$ and $\{AP_i\}$	0.4922	3.4198×10^{-19}

Table III. Kendall τ rank correlation for C_{100} .

	coefficient	p-value
$\{T_i\}$ and $\{P_i\}$	0.5334	2.0294×10^{-23}
$\{T_i\}$ and $\{AP_i\}$	0.4919	3.6773×10^{-20}

Table IV. Kendall τ rank correlation for $I + A$.

	coefficient	p-value
$\{T_i\}$ and $\{P_i\}$	0.4475	4.6284×10^{-17}
$\{T_i\}$ and $\{AP_i\}$	0.5106	1.6604×10^{-21}

Table V. Results of the natural order for $\text{per}(A)$.

num	Time(sec)	Accelerated ratio	Parallel efficiency
1	118413.21*	–	–
2	59265.87	1.99	0.9990
4	29902.32	3.96	0.9900
8	15243.71	7.77	0.9710
16	7829.07	15.13	0.9453
32	4387.49	26.99	0.8434

Table VI. Results of the non-increasing order for $\text{per}(A)$.

num	Time(sec)	Accelerated ratio	Parallel efficiency
1	118413.21	–	–
2	59283.67	1.99	0.9987
4	29662.62	3.99	0.9980
8	14855.12	7.97	0.9964
16	7480.11	15.83	0.9894
32	3796.85	31.19	0.9746

*It takes about 35 hours to compute 159 sub-matrices of A of C_{100} , and the longest one takes about 40 minutes while the shortest one takes about 4 minutes. While the time to estimate them by the $KKLLL$ algorithm (the trials is about n^2) is extremely short with only 15 seconds.

Table VII. Results of the estimated non-increasing order for $per(A)$.

num	Time(sec)	Accelerated ratio	Parallel efficiency
1	118413.21	–	–
2	59248.07	1.99	0.9993
4	29704.29	3.99	0.9966
8	14949.65	7.92	0.9901
16	7619.50	15.54	0.9713
32	3911.22	29.32	0.9461

Table VIII. Results of the natural order for $per(xI - A)$.

num	Time(sec)	Accelerated ratio	Parallel efficiency
1	125528.59 [†]	–	–
2	63060.68	1.99	0.9953
4	31654.37	3.97	0.9914
8	16067.04	7.81	0.9766
16	8333.01	15.06	0.9415
32	4547.08	27.61	0.8627

Table IX. Results of the non-increasing order for $per(xI - A)$.

num	Time(sec)	Accelerated ratio	Parallel efficiency
1	125528.59	–	–
2	62771.94	1.99	0.9999
4	31430.37	3.98	0.9985
8	15748.20	7.93	0.9964
16	7959.24	15.70	0.9857
32	4100.71	30.46	0.9566

Table X. Results of the estimated non-increasing order for $per(xI - A)$.

num	Time(sec)	Accelerated ratio	Parallel efficiency
1	125528.59	–	–
2	62801.97	1.99	0.9994
4	31432.43	3.99	0.9984
8	15785.78	7.95	0.9940
16	8002.38	15.69	0.9804
32	4131.40	30.38	0.9495

Table XI. Results of the natural order for $per(B)$.

num	Time(sec)	Accelerated ratio	Parallel efficiency
1	2170843.91 [‡]	–	–
2	1090876.33	1.99	0.9937
4	548192.90	3.96	0.9900
8	281562.11	7.71	0.9634
16	148383.04	14.63	0.9144
32	84271.89	25.76	0.8049

[†]For the 123 sub-matrices of $xI - A$ of C_{60} , the total time is about 33 hours as 60 minutes being the longest time and 3 minutes being the shortest one. Compared to the time to compute this group of sub-matrices, the time to estimate them by the $KKLLL$ algorithm(the trials is about n^2) is extremely short with only 10 seconds.

[‡]For the 140 sub-matrices of B , the total time is about 25 days as 17 hours being the longest time and 54 minutes being the shortest one. Compared to the time to compute this group of sub-matrices, the time to estimate them by the $KKLLL$ algorithm(the trials is about n^2) is extremely short with only 20 minutes.

Table XII. Results of *the non-increasing order* for $per(B)$.

num	Time(sec)	Accelerated ratio	Parallel efficiency
1	2170843.91	–	–
2	1090763.83	1.99	0.9998
4	544071.15	3.99	0.9983
8	272035.57	7.98	0.9969
16	137918.92	15.74	0.9840
32	70826.88	30.65	0.9578

Table XIII. Results of *the estimated non-increasing order* for $per(B)$.

num	Time(sec)	Accelerated ratio	Parallel efficiency
1	2170843.91	–	–
2	1090796.83	1.99	0.9991
4	544082.47	3.99	0.9981
8	273406.03	7.94	0.9927
16	138446.67	15.68	0.9800
32	71574.14	30.33	0.9479

Table XIV. The permanent values of 159 sub-matrices for C_{100} .

<i>No.</i>	<i>per</i>	<i>No.</i>	<i>per</i>	<i>No.</i>	<i>per</i>	<i>No.</i>	<i>per</i>
1	1211353365376	41	922687029451	81	410635523677	121	384774200374
2	839305965468	42	427234459851	82	791821507266	122	182186664250
3	965650812160	43	1294043856556	83	434949320590	123	1809089802850
4	1127638304250	44	523754341006	84	852715937662	124	1013388601052
5	613075958258	45	1241484191464	85	646478774752	125	703618750146
6	837748730198	46	693179603258	86	633469462226	126	1239431737028
7	1127638304250	47	989214913602	87	1060604731392	127	634095267912
8	555687615100	48	404136166254	88	1035132631948	128	823519791998
9	895137073356	49	728857315908	89	891202457230	129	1181911459556
10	802594514720	50	579851490378	90	637500159666	130	658941312496
11	543460049516	51	1330651227228	91	1562498894180	131	1245530450108
12	1561971554400	52	738531936266	92	670707808150	132	874154628868
13	1191963356590	53	787517656343	93	797583809616	133	980918711071
14	1296946798176	54	1988491607655	94	1312280474496	134	402430987203
15	885422161590	55	913255188514	95	341597043970	135	749314476366
16	553665911338	56	501759364222	96	751516266132	136	1557977902746
17	753899681772	57	516942933654	97	1239431737028	137	282509587768
18	1396998591510	58	1597921910139	98	634095267912	138	1060604731392
19	482000132650	59	683683805805	99	823519791998	139	723347758330
20	1464052439574	60	1605123039194	100	676166974426	140	998475895154
21	1222801926728	61	1043139793514	101	1181911459556	141	379478870110
22	588614405964	62	1213481335486	102	677714670328	142	532132377232
23	731981344504	63	542291761582	103	652021378808	143	676166974426
24	255779464606	64	1118566817183	104	347023836636	144	736507281912
25	720108874443	65	542326334671	105	1377310608996	145	706530314192
26	617516839615	66	1278162950931	106	610461715104	146	581165299308
27	465700248000	67	618114265525	107	874154628868	147	5276071714148
28	715585432812	68	766809981348	108	264142448144	148	2643550739558
29	1482967536426	69	1369524128609	109	1369524128609	149	3607718249282
30	451696258296	70	728617527999	110	372699692218	150	2227364770841
31	728857315908	71	726799330926	111	721274949941	151	1125014606729
32	704735395618	72	1210753867510	112	1183740987404	152	2025616102588
33	347212673106	73	955358130060	113	388455096872	153	1776255312031
34	921254501510	74	209410626542	114	2650373378946	154	596281032778
35	913255188514	75	967895418038	115	1015354182030	155	419583263768
36	306628397688	76	1497895417012	116	716928899496	156	1125014606729
37	712073900188	77	482819399640	117	1017286657609	157	332343732936
38	1198423260540	78	1202370080434	118	427599690212	158	2025616102588
39	612076728015	79	632759531960	119	687777826819	159	974118613240
40	884538517819	80	792312038485	120	1295945493968	Total	149364113290700

Table XV. The permanent values of 123 sub-matrices for C_{60} .

<i>No.</i>	<i>per</i>	<i>No.</i>	<i>per</i>	<i>No.</i>	<i>per</i>
1	-108132060044208 - 17236666752811.5i	43	426568556602.3 + 241672686883.4i	85	540889261725.6 - 104622128811.5i
2	32439176143560.7 + 1834294235804.6i	44	107807473965.4 + 73810357204.4i	86	-817143586156.8 + 47166381251.1i
3	28651718827889.8 + 1357573987458.8i	45	-269465247652081.6e+14 + 706095638266417.0e+13i	87	-994806975892.5 + 93886331421.2i
4	6789299586006.0 - 1688236535.6i	46	-661668903812826.1e+27 + 492728489717893.1e+27i	88	8109989785555.2 - 2045825961592.6i
5	-2173724934049.1 - 234478873974.3i	47	-570045180517617.4e+28 + 593490587519625.4e+28i	89	1388436024137.2 - 254706472245.7i
6	205553118230115.7e+23 - 141243991818827.9e+22i	48	2005516079797.5 - 264097579607.2i	90	946931667201.5 - 41619802367.6i
7	-4208339700022.5 + 48197250732.1i	49	-6923809018625.4 - 925864779886.0i	91	140310887337.4 - 101777728465.5i
8	-3715786162910.6 - 426114665504.4i	50	-1467766896102.5 - 295130882950.8i	92	2015007303507.5 + 37289275154.3i
9	5062860050.5 + 1372978026.9i	51	-1385153550914.2 - 114635561390.5i	93	676228873833.0 - 55610438973.4i
10	5422484098412.9 - 942316127646.7i	52	-947000498530.3 - 35797287385.8i	94	37837324337277.8 - 1269322916070.9i
11	13196446453306.6 - 652755644317.2i	53	-136871010093.6 - 11543917443.7i	95	14744473937369.5 - 1210958323675.0i
12	4706167841951.5 + 854731960557.2i	54	5815633975.2 - 3473208780.2i	96	5729268103836.0 + 42724101089.7i
13	2046379439837.8 - 59442924832.4i	55	-116800600530.1 + 29537465350.0i	97	702701469931.9 + 48964516611.8i
14	1410002078478.6 + 95635056612.4i	56	-2208745388113.2 + 335084956770.2i	98	1155277939675.6 + 148629934592.4i
15	1617597373807.2 - 270511638657.2i	57	535498735978.0 - 79221341491.8i	99	356756381159.4 + 19117604919.0i
16	5670038850189.0 - 1101990793674.7i	58	-46070027008005.2 + 5929984393672.9i	100	6549241518036.4 - 59483813012.0i
17	1461009383950.5 - 569793948123.5i	59	-11243051367865.9 + 520387307092.4i	101	928877327413.1 + 112834748074.2i
18	-1929245154069.7 + 413889668728.7i	60	5198433030736.2 - 297381728075.6i	102	753424498572.8 - 212580395371.2i
19	-12855617174845.0 + 253069807489.3i	61	1387004773127.8 + 58135044793.9i	103	170765066948.4 + 35221340229.0i
20	-3963324935926.1 - 349976755162.1i	62	988155323940.3 - 145293280529.6i	104	1148546296973.9 - 96002491933.5i
21	-16043983372582.8 - 738837585232.1i	63	1987844225942.7 + 275773954315.2i	105	318327255660.9 - 98255335916.4i
22	1616424380561.5 - 348664794337.4i	64	-5137551856506.9 + 212228141173.9i	106	417200651281.2 - 26347380961.5i
23	-569574088601.2 - 35581542923.8i	65	-867124998758.5 - 36317187545.5i	107	5024288099014.3 - 18055323710.0i
24	208761634761.6 + 100224643143.9i	66	-881718222829.8 - 55460487636.4i	108	-1551343571116.4 + 63433450818.7i
25	-2200105202590.9 - 193752163463.9i	67	-2371097760173.1 - 303687098188.3i	109	669483634510.3 + 51886287177.4i
26	-700444445654.6 + 17906258599.9i	68	-671850169543.6 - 215518096819.5i	110	552775115082.4 - 127131168691.7i
27	-1457262659340.6 + 97692598693.7i	69	3295485506358.3 + 316379606154.8i	111	165662792868.9 - 22937653807.9i
28	-4272295160158.9 - 818731359827.5i	70	-4328333841250.1 + 272826336708.3i	112	200060545615.8 + 60234117810.4i
29	-1727536315959.6 + 99086669151.5i	71	1878975036662.2 - 482764646653.9i	113	1257142874363.4 - 190010410554.8i
30	435168291995.2 - 233828091.5i	72	348166392620.7 - 19625110968.7i	114	-232594984598.9 + 51677492433.3i
31	-200943978554.4 + 98296317364.4i	73	719383143994.6 + 110029768817.6i	115	302577563322.0 - 73839010357.0i
32	6135826550.3 - 5964846837.2i	74	1739679686167.9 + 52621999591.9i	116	372434227966.9 - 39687783432.4i
33	41251773751.7 + 12060793948.7i	75	4304376060302.4 - 811532609944.6i	117	12882964806795.9 + 2212041426209.0i
34	-10073588432.7 - 917393934.4i	76	1553023289221.0 + 246572995110.8i	118	1674327862222.5 + 237454637881.9i
35	2308788385165.9 + 5083792535656.3i	77	-150163473464.0 - 4383160522.4i	119	2413900722675.0 - 112334487535.5i
36	8834947401589.9 + 572758118440.2i	78	-14892023440279.6 + 1690606913584.6i	120	406823127969.1 + 43187852505.6i
37	5398524831188.1 + 1012206133038.6i	79	-3268390974156.7 + 663085472835.0i	121	2651565412357.1 + 511765637640.9i
38	2562921080124.5 + 294888019848.2i	80	-1501750651439.6 - 53619370473.0i	122	337999903586.1 + 38393644710.3i
39	916011724505.2 - 37527124281.4i	81	-537787336683.5 - 82992336064.9i	123	1003141670015.9 + 137179900724.3i
40	-718428632724154.8e+13 + 155895693830716.6e+13i	82	-552003362140.4 - 99045880290.3i	Total	-729320933310243.2e+28 + 631208207405806.6e+28i
41	-931109179425221.2e+27 - 115550878416171.2e+27i	83	-3548113350360.1 + 640548481115.9i		
42	1209454910810.9 - 195013751259.9i	84	498121576738.7 - 48173604015.8i		