

Detecting Triaxiality in the Galactic Dark Matter Halo through Stellar Kinematics

Armando Rojas-Niño¹, Octavio Valenzuela¹, Barbara Pichardo¹, Luis A. Aguilar²

¹*Instituto de Astronomía, Universidad Nacional Autónoma de México, A.P. 70-264, 04510, México, D.F.; Universitaria, D.F., México;*

²*Observatorio Astronómico Nacional, Universidad Nacional Autónoma de México, Apdo. postal 877, 22800 Ensenada, México;
octavio@astro.unam.mx, barbara@astro.unam.mx*

ABSTRACT

Assuming the dark matter halo of the Milky Way as a non-spherical potential (i.e. triaxial, prolate, oblate), we show how the assembling process of the Milky Way halo, may have left long lasting stellar halo kinematic fossils only due to the shape of the dark matter halo. In contrast with tidal streams, associated with recent satellite accretion events, these stellar kinematic groups will typically show inhomogeneous chemical and stellar population properties. However, they may be dominated by a single accretion event for certain mass assembling histories. If the detection of these peculiar kinematic stellar groups is confirmed, they would be the smoking gun for the predicted triaxiality of dark halos in cosmological galaxy formation scenarios.

Subject headings: Galaxy: halo — Galaxy: kinematics and dynamics — Galaxy: structure —

1. Introduction

The standard cosmological model (Λ CDM) has reached a development stage in which cosmological tests at the scale of galaxies become possible (e.g. Van den Bosch 1998; Courteau & Rix 1999; Gnedin et al. 2006; Pizagno et al. 2007). However, a lack of understanding in the complicated physics that mediates the evolution of baryonic matter has meant that these tests are hard to implement, as their application depends on this physics. In some cases, controversial results are found out of these studies (e.g. Klypin et al. 1999; Moore 1994), stimulating suggestions of modifications for the model, but probably also the need of more accurate comparisons between theory and observations (e.g. Valenzuela et al. 2007; Simon & Geha 2007).

Under the Λ CDM picture of structure formation, galactic sized halos are assembled by the accretion of smaller structures or subhalos (Kauffmann et al. 1993; Ghigna et al. 1998; Klypin et al. 1999), or by major mergers, leaving imprints from these processes in the dark matter kinematics and leading to a triaxial halo shape. Besides the assembling process, dark matter halos triaxiality may be produced by dynamical secular evolution like the radial orbit instability (Aguilar & Merritt 1990; Barnes et al. 2005). All together triaxiality is an ubiquitous property of dark matter structures in a hierarchical universe (Allgood et al. 2006; Vera-Ciro et al. 2011). Studies aiming to detect triaxiality, have to face the complication of halo shape evolution or even that triaxiality may be erased or turned into oblateness by the baryonic galaxy formation, as a consequence, a robust detection or rejection of a non-spherical halo is still a valuable result constraining the efficiency of dynamical mechanisms of halo triaxiality evolution. Different observational strategies have been proposed in order to quantify triaxiality in galactic halos. One of them is based on the Sagittarius stellar tidal stream morphology and kinematics (Law et al. 2009), other on hypervelocity stars (Gnedin et al. 2005), one more on galaxy satellite systems distribution (Zentner et al. 2005). However, a clear observational detection of dark matter halo non-sphericity is still a challenge, mostly because of the need of higher precision in observations and because of degeneracies triggered by the baryonic galaxy structure. Based on the previous discussion our paper is focused on detecting a non-spherical halo, therefore we will use triaxiality in a very broad sense without distinguishing between true triaxiality, prolateness or oblateness. However at the end of the paper we will briefly discuss possible differences.

The aim of this paper is to introduce a possible new strategy in order to detect triaxiality in the Milky Way halo. Our strategy is a generalization of the discussion presented by Peñarrubia et al. (2009), for dwarf spheroidal satellite galaxies. Peñarrubia et al. (2009) shows that globular clusters stellar remnants are long lived in the potential of triaxial dwarf galaxies, explaining the origin of cold stellar structures observed in UMinor and other Milky Way satellites. The kinematic groups correspond to halo version of galactic disks stellar moving groups (Antoja et al. 2009), however the mechanism is not identical. In this work we propose that if the Milky Way sits in a triaxial dark matter halo, the stellar halo assembling history is able to populate the quasi-resonant orbits triggering kinematic stellar groups. In order to prove our thesis, we perform numerical simulations of test particles moving inside the potential generated by dark matter halos with different shapes, the population of the orbital structure is randomly generated. We analyze the resulting kinematic and orbital structure in order to decide if the stellar kinematic structure may be evidence for the halo triaxiality.

This letter is organized as follows. In Section 2 the 3-D galactic halo potential used to compute orbits is briefly described. In Section 3 we introduce a strategy aimed to efficiently

explore the stellar phase space accessible to an hypothetical observer, we also present the results of our numerical simulations. Finally, in Section 4 we present a discussion of our results and our conclusions.

2. The Model for the Galactic Halo

For simplicity our model assumes that the Galaxy is surrounded by a static dark matter halo with the density profile proposed by Navarro et al. (1996). It is important to mention that in our study we do not pretend to use a Milky Way state of the art model, instead we present a proof of concept that a triaxial halo develops and preserves abundance structure in the stellar phase space because of the resonant orbital structure. For example, we do not include yet any disk effect even that Solar Neighborhood stellar orbits will be clearly influenced. Even more, the Galactic dark matter halo shape has been evolving during time, however we still use a static model. Our study does not loose generality because, as we show, the dominant halo resonant orbital structure is present only inside a non-spherical halo. In any case, our results provide a lower limit to the possible galactic triaxiality, which may be comparable to the kinematics sampled by an observer further away from the disk or after discarding if possible, any disk effect. We will return to this point in the Discussion section.

Under our assumptions, the gravitational potential generated by the halo takes the form

$$\Phi(x, y, z) = 2\pi Gabc\rho_0 r_s^2 \int_0^\infty \frac{s(\tau)}{r_s + s(\tau)} \frac{d\tau}{\sqrt{(a^2 + \tau)(b^2 + \tau)(c^2 + \tau)}}, \quad (1)$$

from Peñarrubia et al. (2009). Here, the dimensionless quantities a , b and c , are the three main axes, ρ_0 , is the characteristic density of the halo and r_s , is the radial scale. We use elliptical coordinates, where,

$$s(\tau) = \frac{x^2}{a^2 + \tau} + \frac{y^2}{b^2 + \tau} + \frac{z^2}{c^2 + \tau}. \quad (2)$$

Halo triaxiality is given then, by a , b and c .

In the next section, we explore the effect of halo triaxiality in the resulting orbital structure. The model density structure is determined by five free parameters, r_s , ρ_0 and the axis ratios a , b and c . Ideally, all can be adjusted using Milky Way observations, however this is a not a finished task in Galactic astronomy and we only seek to distinguish between orbits in a spherical and triaxial halo. Instead we adopt $r_s = 8.5$ kpc, in order to guarantee a flat rotation curve at the solar radius in the absence of a disk, and $\rho_0 = 2.46 \text{ M}_\odot \text{ pc}^{-3}$,

obtained assuming a maximum rotation velocity of 220 km/s. The possible axes ratios are even harder to constrain, thus, we decided to explore four cases: One ($a=1.47$, $b=1.22$, $c=0.98$), motivated by the halo model that best fits Sagittarius stream (Law et al. 2009), a prolate model, an oblate one and a spherical halo model.

3. Numerical Test Particle Simulations

We tracked the orbital motion of a number of stars under the influence of the gravitational potential generated by a steady triaxial dark matter halo as described in the previous section. The equations of motion are numerically solved with the Bulirsh-Stoer method (Press et al. 1992). We monitored the individual particle energy constant of motion and obtain a maximum relative error in our computations of about 10^{-9} . We will analyze two different set ups that will enable us to demonstrate the power of orbital structure in order to identify a non-spherical halo. After 12 Gigayears, which is comparable to the stellar halo formation timescale (Kalirai 2012), we analyzed the kinematic projections v_x - v_z and we use the spectral orbital method developed by Carpintero & Aguilar (1998) in order to study the orbital type distribution and investigate if the structure is composed of resonant orbits. This method is based on the concept of spectral dynamics introduced by Binney & Spergel (1984) that uses the Fourier transform of the time series of each coordinate. The method distinguishes correctly between regular and irregular orbits, and identifies various families of regular orbits (boxes, loops, tubes, boxlets, etc.), it also recognizes the second-rank resonances that bifurcate from them.

3.1. Satellite Infall Initial Conditions

Our first set of simulations study the infall of a satellite or globular cluster into the dark matter halo potential, near to a resonant orbit (2:3). An important characteristic of a triaxial potential is that resonant orbits are dominant compared to the situation in a spherical potential where there is no angular preference for particles to settle down, and the abundance of all type of orbits is not dominated by resonances. This circumstance is an important ingredient to determine the halo triaxiality. The aim of this set of controlled experiments is to show that in the vicinity of resonances, stellar orbits librate and stay for practically infinite time. In our simulation, the satellite is made of 10^4 test particles with an isotropic velocity dispersion of 10 km/s, the number of particles has no effect on the orbital calculation accuracy, however it may impact the significance of kinematic structures, we will comeback to this issue later. Satellite self-gravity is neglected, however including this

effect will produce only a delay in the satellite disruption time and little or no effect in the abundance of kinematic stellar structure. We let the system evolve for a period comparable to recent constraints on the stellar halo formation time (12 Gigayears), under the potential generated by the dark halo for the two cases mentioned in Section 2. Figure 1 shows the resultant position and velocities for the satellite stars.

In Figure 1 (upper panels), the particle positions indicate that disrupted stars with the right energy and angular momentum librate around a resonant orbit during all the simulation time for the triaxial halo. In contrast, for the spherical case it is clear that particles are considerably more mixed by the end of the simulation. Figure 1 (lower panels) shows how the stars in the vicinity of resonances are prone to form kinematic groups for the triaxial case in contrast to what it happens in the spherical halo. This is similar to what has been recently claimed by Lux et al. (2012) for a galactic globular cluster. These groups would look different from different positions with respect to this fish-like orbit although we have focused on the difference between the spherical and the triaxial case. Figure 2 (upper panels) shows how velocity space would look for example at the solar neighborhood at the end of the simulation, if the Sun were close to the “fish head” orbit (left panels for a spherical halo and right panels for a triaxial halo). The observer will find two symmetric arm-like kinematic structures close to 100 km/s. We assumed the solar position at ($x=-8.5$ kpc, $y=0$, $z=0$), and take as stars in the “solar neighborhood”, those found inside a sphere of radius 1 kpc, centered at the solar position, however we could have placed the observer at a different position. In order to illustrate that, Fig. 2 (bottom panels) shows also the velocity space, but for stars that are inside a sphere centered at ($x=-8.5$ kpc, $y=0$, $z=20$ kpc).

For both cases, although at different positions, the velocity space shows two arms that correspond to stars that are moving along the resonant orbit in opposite directions. Kinematic groups formed in this manner would provide an evidence of a non-spherical halo.

3.2. Random Velocity Initial Conditions

Once we provided a good evidence of kinematic stellar structure triggered by resonances in a triaxial dark matter halo in a single satellite accretion event, we have to asses the probability that a long stellar halo assembly history may populate orbits in the vicinity of resonances triggering long lasting stellar moving groups. We face three difficulties, the number of particles is inversely proportional to noise which could artificially mimic the kinematic groups, therefore if we want to have a reliable moving group detection we need to have a large number of particles. Secondly, an observer will have good kinematic accuracy only inside a limited neighborhood, finally during the galaxy assembly history, satellites

and globular clusters have been accreted from many different directions. For that reason instead of populating the whole halo with particles, we use the following initial conditions set-up. We define a sphere with radius R , around a putative observer, we randomly populate the sphere with particles, also with randomly selected velocities between zero and the local escape velocity, mimicking the contribution of many accretion events with different orientations and energies, etc, but assuring that the corresponding orbit is bounded to the galaxy. This is just an strategy to explore the available phase space, is not pretending to be a full self-consistent generation of position and velocities. Stars librating around resonances will comeback eventually to the observer position therefore we populate orbits that the artificial observer will detect, increasing our particle statistics at a low computing price. The process produce persisting kinematic groups at the velocities around resonances if the process is efficient to explore the available phase space, because irregular and open orbits will almost never comeback. In contrast a non-resonant region will present nearly evenly distributed types of orbits as a result of phase mixing, and also non-kinematic groups after some mixing time scales.

We set 2×10^6 stars randomly distributed inside the “observer neighborhood”, defined as mentioned above, we assigned random velocities between zero and the escape velocity. We removed from the initial conditions the stars that were moving close to the X-Y plane. These stars remain in this plane all along the simulation and will always have v_z close to zero. If we have populated the whole halo this orbits concentration would be compensated with neighbor orbits thrown out from different galaxy positions. Although this orbits would appear in the velocity plane as an horizontal band, they do not form a kinematic group, we verified this using an spectral orbit clasification (Carpintero & Aguilar 1998), as discussed below. We let the system evolve during 12 Gigayears and at the end of this integration time, we studied the stellar kinematic distribution. This integration time is long enough to be comparable to the Milky Way halo evolution (Kalirai 2012). For our purpose, we consider the stars that are found after the simulation, in the “artificial observer neighborhood”. Figure 3 shows the resulting kinematic distribution of stars after performing the simulation for two different cases. Upper panel of Fig. 3 corresponds to a spheric halo ($a=1.0$, $b=1.0$, $c=1.0$) and bottom panel corresponds to a triaxial halo ($a=1.47$, $b=1.22$, $c=0.98$).

From Figure 3, the velocity space for the triaxial halos shows two arms in the same position as in the case of the falling satellite. The fact that the kinematic structures do not appear in the spheric case strongly suggests that these kinematic arms correspond to stars librating in the vicinity of a resonance. In order to proof our interpretation, we use the spectral orbital method mentioned in Section 3 and show that the more outstanding kinematic structures have an important contribution of resonant orbits, in contrast a featureless region has an almost even distribution of orbital types, and the spherical case shows mostly

open orbits. Although we do not pretend to assess yet the detectability of the kinematic structure triggered by a non-spherical halo we would like to show that the importance of resonant orbits in our velocity structure is not an artifact of small number statistics or poor sampling. We would like to stress that the orbital type histogram presented in figure 3 shows that particles in the 2:3 resonance are 38.5% of the total, significantly larger than the typical fluctuation amplitude. Similar calculation were performed using an oblate and prolate models, results although non identical they are qualitatively the same as the ones presented in this paper. The corresponding details will be presented in a future study.

Fig. 4 shows also the velocity space for the triaxial halos, but for stars that are inside a sphere centered at a large distance from the galactic disk. Notice that the arm-like features are still detected, just as in the satellites case. Therefore, details of the observers position and galactic model, through important are not key in order to detect the kinematic groups.

4. Discussion and Conclusions

Using test particle simulations, we studied the motion of stars under the influence of the gravitational potential generated by a steady triaxial dark matter halo and a spherical one. Our simulations show that a non-spherical shape of the Milky Way dark matter (triaxial, prolate, oblate) halo determines an important amount of the stellar halo kinematic structure, and that this is a long lasting feature. There is some dependence on the kinematic structure distinguishing the triaxial case from the prolate and oblate situation, however the most outstanding difference is the comparison with the spherical case, where no kinematic structure is triggered.

In a satellite accretion event into the triaxial halo potential, close to a resonant orbit, star particles librate around resonances for times longer than the Universe age (16 Gyrs). Even if the stars have initial random velocities, mimicking random satellite accretion events during the Galactic halo assembling, many of the stars still stay around resonant orbits and are prone to form kinematic groups if the dark matter halo is triaxial. The reason is that an important fraction of stars will be librating around resonances and they will be prone to form kinematic groups (See Figs. 3 and 4). These groups might be observationally detectable, however this endeavor will face important challenges. First, the disk contribution to the gravitational potential may trigger orbital structure as it has been discussed by Lux et al. (2012), however either the disk effect may be characterized and avoided, or the search may focus on stars further away from the disk effect in order to minimize the disk graviational effect. The era of GAIA will provide us with strong constraints to the Galaxy stellar structure, as well as 6D spatial information and chemical composition of a huge number of stars and at distances

further away from the solar neighborhood. Careful analysis of these data compared with the results of our simulations may shed some light on the shape of the Milky Way halo. A single event such as the tidal disruption of a globular cluster or a satellite, may produce long lasting kinematic groups even in configuration space (Lux et al. 2012; Peñarrubia et al. 2009) with some degeneracy in their interpretation due to the dark matter halo and the dynamical age of the accretion event. However, we will be able to distinguish these groups from those associated with the dark matter halo shape with the help of the stellar population data, which must be very homogeneous. The detection of these type of kinematic groups, would be a clear indication of the triaxiality (non-sphericity) of the Milky Way dark matter halo, and will be of great importance for the galaxy formation theories and the Λ CDM scenario.

We thank Antonio Peimbert for some enlightening discussions. We thank DGAPA-PAPIIT through grants IN110711, IN117111-3 and CONACyT grant CB-128556.

REFERENCES

- Aguilar, L. A., & Merritt, D. 1990, *ApJ*, 354, 33
- Allgood, B., Flores, R. A., Primack, J. R., et al. 2006, *MNRAS*, 367, 1781
- Antoja, T., Valenzuela, O., Pichardo, B., et al. 2009, *ApJ*, 700, L78
- Barnes, E. I., Williams, L. L. R., Babul, A., & Dalcanton, J. J. 2005, *ApJ*, 634, 775
- Binney, J., & Spergel, D. 1984, *MNRAS*, 206, 159
- Carpintero, D. D., & Aguilar, L. A. 1998, *MNRAS*, 298, 1
- Courteau, S., & Rix, H.-W. 1999, *ApJ*, 513, 561
- Ghigna, S., Moore, B., Governato, F., Lake, G., Quinn, T., & Stadel, J. 1998, *MNRAS*, 300, 146
- Gnedin, O. Y., Gould, A., Miralda-Escudé, J., & Zentner, A. R. 2005, *ApJ*, 634, 344
- Gnedin, O., Weinberg, D. H., Pizagno, J., Prada, F., Rix, H. W. 2006, a-ph0607394
- Jing, Y. P., & Suto, Y. 2002, *ApJ*, 574, 538
- Kalirai, J. S. 2012, *Nature*, 486, 90

- Kauffmann, G., White, S. D. M., & Guideroni, B. 1993, MNRAS, 264, 201 Klypin, A.A., Kravtsov, A.V., Valenzuela, O., & Prada, F. 1999, ApJ, 522, 82
- Klypin, A., Gottlöber, S., Kravtsov, A. V., & Khokhlov, A. M. 1999, ApJ, 516, 530
- Law, D. R., Majewski, S. R., & Johnston, K. V. 2009, ApJ, 703, L67
- Lux, H., Read, J. I., Lake, G., & Johnston, K. V. 2012, MNRAS, L464
- Moore, B. 1994, Nature, 370, 629
- Navarro, J. F., Frenk, C. S., & White, S. D. M. 1996, ApJ, 462, 563
- Peñarrubia, J., Walker, M. G., & Gilmore, G. 2009, MNRAS, 399, 1275
- Pizagno, J., et al. 2007, AJ, 134, 945
- Press, W. H., Teukolsky, S. A., Vetterling, W. T., & Flannery, B. P. 1992, Numerical Recipes in Fortran 77: The Art of Scientific Computing (2d ed.; Cambridge: Cambridge Univ. Press)
- Simon, J. D., & Geha, M. 2007, ArXiv e-prints, 706, arXiv: 0706.0516
- Valenzuela, O., Rhee, G., Klypin, A., Governato, F., Stinson, G., Quinn, T., & Wadsley, J. 2007, ApJ, 657, 773
- Van den Bosch, F. C. 1998, ApJ, 507, 601
- Vera-Ciro, C. A., Sales, L. V., Helmi, A., et al. 2011, MNRAS, 416, 1377
- Zentner, A. R., Kravtsov, A. V., Gnedin, O. Y., & Klypin, A. A. 2005, ApJ, 629, 219

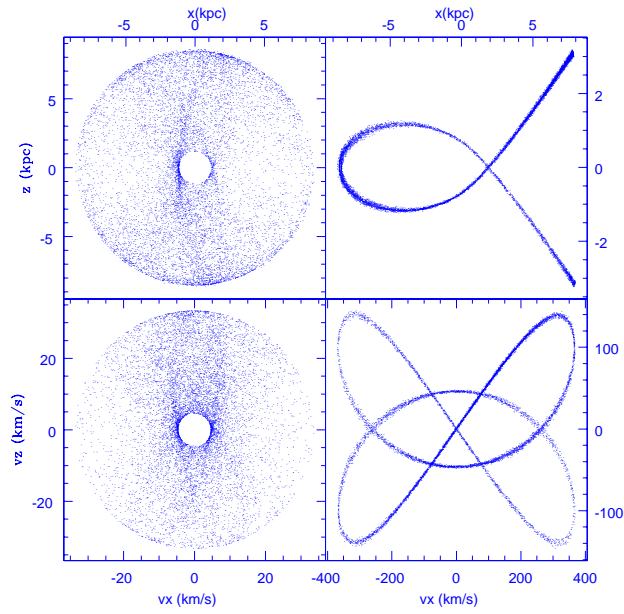


Fig. 1.— Position and velocities of the satellite stars after 16 Gigayears for the spherical (left) and the triaxial halo (right). It is remarkable the small mixing shown after the long integration time for particles close to the 2:3 resonant orbit in the triaxial case.

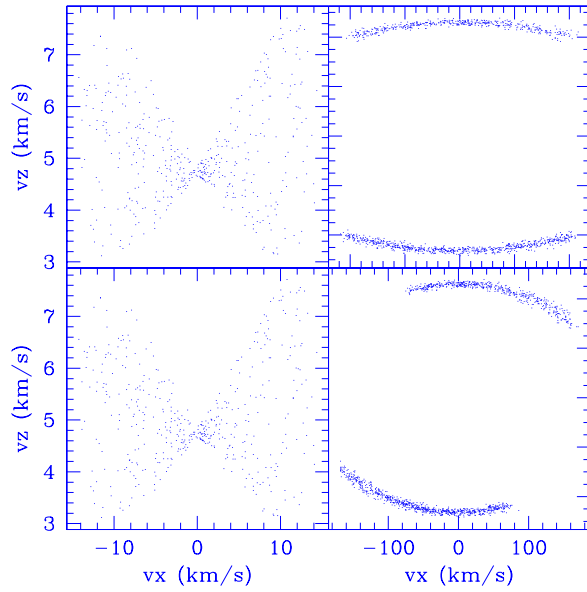


Fig. 2.— Velocity space in the solar neighborhood (upper panels) for both cases spherical (left panel), triaxial (right panel), setting the Sun close to the fish head orbit. Bottom panels show the case for an observer further away by 20 kpc for both cases spherical (left panel), triaxial (right panel).

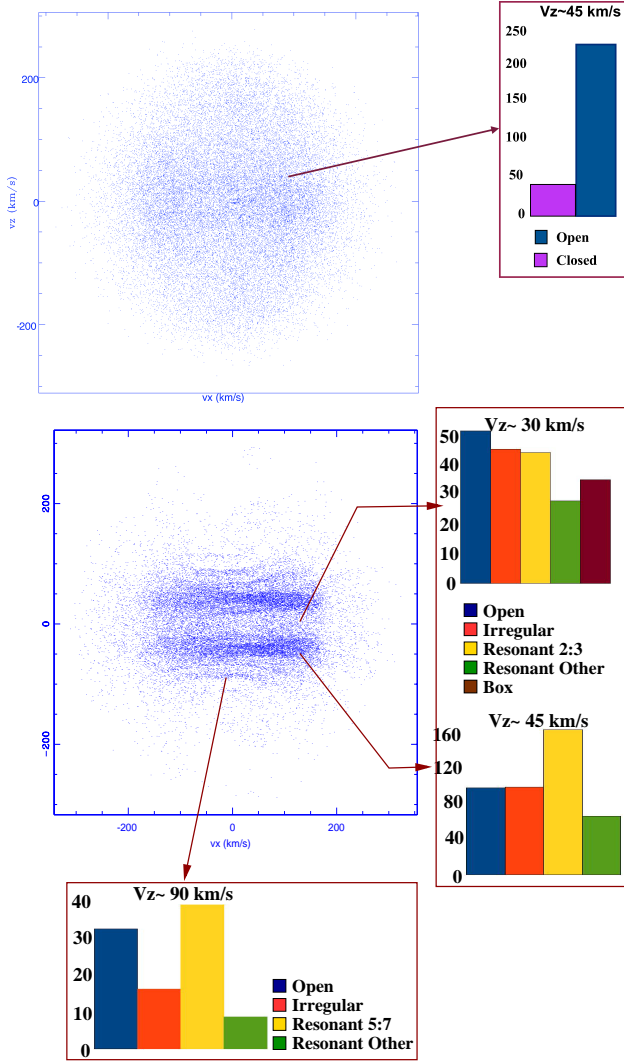


Fig. 3.— Kinematic structure in spherical (top panel) and triaxial halo (bottom panel) models. We show the v_x - v_z projection of the velocity space measured by a hypothetical observer inside the spherical model, the projection is basically featureless, the inset shows a histogram of the orbital types, the contribution of resonant orbits is negligible. Right hand panel shows the v_x - v_z diagram corresponding to an observer inside the triaxial halo model. We recover the structure related to the fish-like orbits as in the single satellite experiment, and other structures, regardless that in this case we randomly populated the orbital distribution. We present three insets in the triaxial halo case: the upper right one that shows almost a nearly even distribution of all orbital species, the inset in the middle shows a distribution clearly dominated by resonant orbits (2:3), the lower left inset is centered in another kinematic structure, again the 5:7 resonant is dominant. We conclude that the orbital type distribution supports the resonant origin of the kinematic structure and its capability as a triaxiality diagnostic. Both systems were evolved for 2×10^9 years.

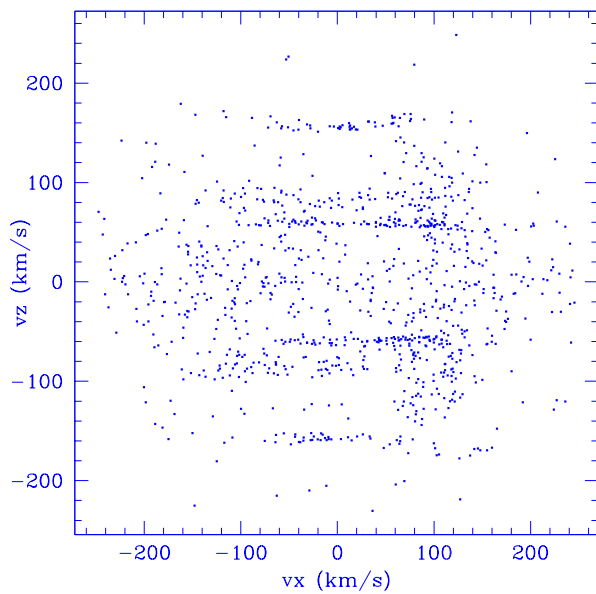


Fig. 4.— Same as Figure 3 c) and d), but for a different position (8.5,0,1.5). Regardless of the observer height with respect to the disk plane, it is possible to detect the signature of the non spherical halo.