

Strange quark mass and Lambda parameter by the ALPHA collaboration

Marina Marinkovic*

Humboldt Universität zu Berlin, Institut für Physik, Newtonstr. 15, 12489 Berlin, Germany

E-mail: marina.marinkovic@physik.hu-berlin.de

Stefan Schaefer

CERN, Physics Department, 1211 Geneva 23, Switzerland

E-mail: stefan.schaefer@cern.ch

Rainer Sommer, Francesco Virotta

NIC, DESY, Platanenallee 6, 15738 Zeuthen, Germany

E-mail: Rainer.Sommer@desy.de, Francesco.Virotta@desy.de

We determine f_K for lattice QCD in the two flavor approximation with non-perturbatively improved Wilson fermions. The result is used to set the scale for dimensionful quantities in CLS/ALPHA simulations. To control its dependence on the light quark mass, two different strategies for the chiral extrapolation are applied. Combining f_K and the bare strange quark mass with non-perturbative renormalization factors and step scaling functions computed in the Schrödinger Functional, we determine the RGI strange quark mass and the Lambda parameter in units of f_K .

CERN-PH-TH-2011-314

SFB/PPP-11-78

DESY 11-241

HU-EP-11/60

XXIX International Symposium on Lattice Field Theory

July 10-16 2011

Squaw Valley, Lake Tahoe, California

*Speaker.

1. Introduction

The determination of the fundamental parameters of the standard model has a long tradition in lattice QCD. In particular the quark masses and the scale parameter Λ can be determined from first principles. This study is a part of a long-term programme of the ALPHA collaboration of computing these parameters, using the Schrödinger functional strategy to overcome the multi-scale problem and keep the full control over the systematic errors.

The new ingredient presented here is the scale setting using a physical quantity, the Kaon decay constant f_K . With this scale we achieve a 5% error, employing two different strategies for the chiral extrapolation which agree within errorbars. This enables us to give physical values for the RGI values of the strange quark mass and Λ -parameter, in the setup with two dynamical flavors of light quarks.

The differences to the previously published values for M_s^{RGI} [1] and Λ [2], for $N_f = 2$, come from the improved scale setting. In the old computation, we used values available from the literature[3], where the scale was set with r_0 . More recent determinations of r_0/a find somewhat different results[4, 5]. Additional improvement comes from lattices with smaller pion masses and finer lattice spacing than previously available, giving a better handle on systematic effects. They were generated by the ALPHA Collaboration and the CLS¹ effort.

2. Action and algorithms

Our study is based on ensembles generated with the Wilson plaquette gauge action together with $N_f = 2$ mass-degenerate flavors of $O(a)$ improved Wilson fermions. The simulations are using either M. Lüscher's implementation of the DD-HMC algorithm[6] or our implementation of the MP-HMC algorithm[7].

The list of ensembles used in the analysis is shown in Table 1. Lattice spacings are ranging from 0.05fm to 0.08fm and their precise determination will be presented in the following section. The ensembles cover a wide range of pion masses going down to 270MeV, whereas all lattice volumes satisfy the requirement $m_\pi L \geq 4$ to keep finite volume effects under control.

3. Scale setting with f_K

To determine the scale and match to experimental values we have to extrapolate decay constants to the physical quark masses. For this we use two variants based on chiral perturbation theory(ChPT). The first one employs SU(3) chiral perturbation theory with a quenched strange quark. The aim here is to minimize the chiral corrections by keeping the sum $\hat{M} + M_s$ of the light quark mass and the strange quark mass approximately fixed. Chiral corrections are expected to be well behaved, since in this setup all Goldstone bosons have a mass of at most the physical kaon mass (500MeV). The second approach uses heavy meson chiral perturbation theory (HMChPT), expanding only in the light quark mass ($\hat{M} = (M_u + M_d)/2$). Whereas the first strategy is most useful for $N_f = 2$, the second one is equally well applicable in $N_f = 2$ with a quenched strange quark

¹Coordinated Lattice Simulations

	κ_{sea}	m_π [MeV]	$m_\pi L$	MDU	$\tau_{int}(m_\pi)$ [MDU]	$R_{act} \tau_{exp}$
$\beta = 5.2$ $a \sim 0.08\text{fm}$	0.13565	632(20)	7.7	2950	10	25
	0.13580	495(16)	6.0	2950	6	
	0.13590	385(13)	4.7	2986	5	
	0.13594	331(11)	4.0	3094	5	
$\beta = 5.3$ $a \sim 0.07\text{fm}$	0.13610	582(10)	6.2	927	18	50
	0.13625	437(7)	4.7	5900	9	
	0.13635	312(5)	5.0	1769	8	
	0.13638	267(5)	4.2	3473	7	
$\beta = 5.5$ $a \sim 0.05\text{fm}$	0.13650	552(6)	6.5	1661	34	200
	0.13660	441(5)	5.2	1686	30	
	0.13671	268(3)	4.2	2796	20	

Table 1: $N_f = 2$ ensembles used in the analysis. MDU is the number of molecular dynamics units of the parts of the run chains used in the analysis. The configurations are saved after every 4 MDUs. As an illustration of autocorrelations, we give the integrated autocorrelation time of the pion mass expressed in MDU. τ_{exp} is estimated from $\beta = 5.3$ and quenched scaling[8] and R_{act} is the fraction of active links[6, 7].

and in the $N_f = 2 + 1$ theory, the only difference being the low energy constants. The difference between the two strategies in approaching the physical point is illustrated in Figure 1.

In the setup described in the next two sections we use two quarks with hopping parameters $\kappa_1 = \kappa_2 = \hat{\kappa}$ and two additional quenched quarks with hopping parameters $\kappa_3 = \kappa_4$. From these we build pseudoscalars, pions with mass m_π from two quarks with κ_1 and κ_2 . The kaons we build from $(\hat{\kappa}, \kappa_3)$. The physical point is defined by $m_{\pi,phys} = 134.8\text{MeV}$ and $m_{K,phys} = 494.2\text{MeV}$, the values in QCD with the electromagnetic interaction being switched off[9]. The two strategies differ in how κ_3 is chosen as a function of $\hat{\kappa}$.

In the following computations we have included the effect of the autocorrelations in the error analysis in a very conservative way. Namely, for the estimation of the error we take into account the tail of the autocorrelation function[8]. Thus, we are convinced that we have statistical errors fully under control. The examples of autocorrelation functions for f_π and f_K are shown in Figure 3. They are computed following the procedures detailed in [10].

3.1 SU(3) Chiral Perturbation Theory (Strategy 1)

In this approach we define the strange quark hopping parameter κ_3 through the dimensionless

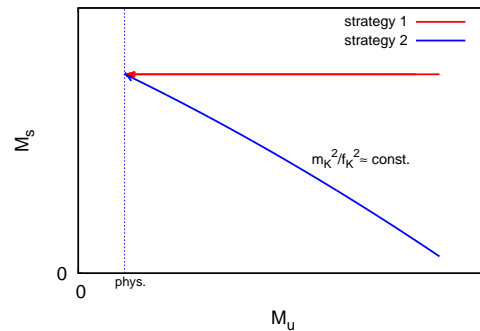


Figure 1: A sketch of the two approaches for chiral extrapolation to the physical point. Strategy 1 imposes the condition on the sum of the strange and light quark mass: $M_s + \hat{M} = const. + O(M^2)$, where $\hat{M} = (M_u + M_d)/2$, while the second strategy keeps the strange quark mass M_s constant during the extrapolation.

ratio

$$\frac{m_K^2(\hat{\kappa}, \kappa_3)}{f_K^2(\hat{\kappa}, \kappa_3)} = \frac{m_{K,\text{phys}}^2}{f_{K,\text{phys}}^2}, \quad (3.1)$$

for each value $\hat{\kappa}$ and the gauge coupling (β), such that the l.h.s. of the equation remains equal to the constant $R = \frac{m_{K,\text{phys}}^2}{f_{K,\text{phys}}^2}$. Rather than a fixed strange quark mass, this corresponds to $M_s + \hat{M} = \text{const.}$ to lowest order in the expansion in the quark masses and this is expected to give a flat chiral extrapolation for f_K . The condition (3.1) determines a value of $\kappa_3 = h(\hat{\kappa})$ as a function of the sea quark hopping parameter and it can be obtained by interpolation. After the dependence of κ_3 on $\hat{\kappa}$ is determined, it remains to extrapolate the decay constant $af_K(\hat{\kappa}, h(\hat{\kappa}))$ to the physical point, defined by the dimensionless ratio

$$\frac{m_\pi^2(\hat{\kappa}, h(\hat{\kappa}))}{f_K^2(\hat{\kappa}, h(\hat{\kappa}))} = \frac{m_{\pi,\text{phys}}^2}{f_{K,\text{phys}}^2}. \quad (3.2)$$

In the last step we use the prediction of this functional form coming from SU(3) ChPT[11]:

$$af_K(\hat{\kappa}, h(\hat{\kappa})) = af_{K,\text{lat}} \left[1 + \bar{L}_K(\hat{y}_\pi, y_K) + \left(\alpha_4 - \frac{1}{4}\right)(\hat{y}_\pi - y_\pi) + \mathcal{O}(y^2) \right], \quad (3.3)$$

$$\bar{L}_K(\hat{y}_\pi, y_K) = -\frac{1}{2}\hat{y}_\pi \log(\hat{y}_\pi) - \frac{1}{8}\hat{y}_\pi \log\left(\frac{2y_K}{\hat{y}_\pi} - 1\right) + \frac{1}{2}y_\pi \log(y_\pi) + \frac{1}{8}y_\pi \log(y_\pi), \quad (3.4)$$

where $af_{K,\text{lat}}$ is the value of the decay constant in lattice units and the variables y are defined as

$$\hat{y}_\pi = \frac{m_\pi^2(\hat{\kappa})}{8\pi^2 f_K^2(\hat{\kappa})} \quad y_K = \frac{m_{K,\text{phys}}^2}{8\pi^2 f_{K,\text{phys}}^2} \quad y_\pi = \frac{m_{\pi,\text{phys}}^2}{8\pi^2 f_{K,\text{phys}}^2}. \quad (3.5)$$

The described chiral extrapolation to the physical point is shown in Figure 2. Finally, the lattice spacings for each value of the gauge coupling can be obtained with

$$a = \frac{af_{K,\text{lat}}}{f_{K,\text{phys}}} \quad (3.6)$$

and its values, together with the errors of this determination, are shown in Table 2.

3.2 Heavy Meson Chiral Perturbation Theory (Strategy 2)

In this approach, we work at the fixed strange quark mass and perform a chiral extrapolation in the light quark mass (\hat{M}) using HMChPT [12]. Since we are working with Wilson fermions, one

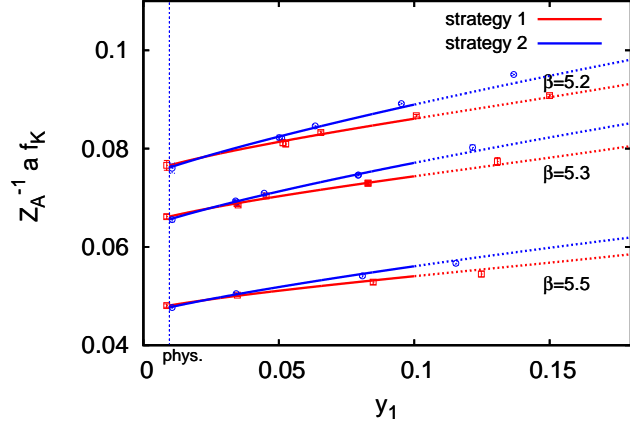


Figure 2: Chiral extrapolation of the kaon decay constant in lattice units. The values of f_K have been multiplied by Z_A^{-1} , but the error shown does not take the statistical error of the renormalization constant into account. The extrapolated results coming from both strategies agree at the physical point. They are obtained by applying the global fit for all three values of gauge couplings β , imposing a cut $\hat{y}_\pi < 0.1$.

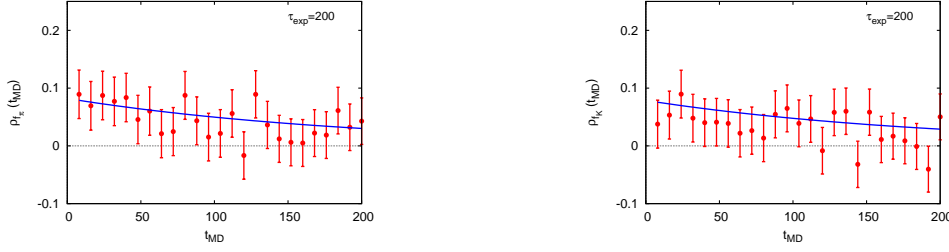


Figure 3: Autocorrelation functions of pion decay constant(left) and kaon decay constant(right). In the error computation the tail of the autocorrelation function is taken into account. Standard truncations of the integral lead to an error smaller by a factor 2 or more.

has to keep fixed the axial Ward identity (PCAC) mass of the strange quark. If we denote

$$m_{ij} = \frac{1}{2} \frac{\langle \tilde{\partial}_0 A_{0,I}^{ij} P^{ji} \rangle}{\langle P^{ij} P^{ji} \rangle}, \quad (3.7)$$

with $P^{ij} = \bar{\psi}_i(x) \gamma_5 \psi_j(x)$ and $A_{0,I}^{ij}(x) = \bar{\psi}_i(x) \gamma_0 \gamma_5 \psi_j(x) + a c_A \tilde{\partial}_0 P^{ij}(x)$ being pseudoscalar density and improved axial current, then the bare PCAC masses of the sea and the valence quark are defined by

$$m_1(\hat{\kappa}) = m_{12} \quad m_3(\hat{\kappa}, \kappa_3) = m_{34}. \quad (3.8)$$

We first interpolate in κ_3 and determine functions $s(\hat{\kappa}, \mu)$ such that the strange quark mass is kept fixed to $m_3(\hat{\kappa}, s(\hat{\kappa}, \mu)) = \mu$. For fixed μ we then perform a HMChPT extrapolation to the chiral limit defined by $m_{\pi, \text{phys}}^2 / f_{K, \text{phys}}^2$ [13, 14] using

$$a f_K(\hat{\kappa}, s(\hat{\kappa}, \mu)) = P(\mu) \left[1 - \frac{3}{8} [\hat{y}_\pi \log(\hat{y}_\pi) - y_\pi \log(y_\pi)] + \alpha_H (\hat{y}_\pi - y_\pi) + O(M^2) \right] \quad (3.9)$$

$$a^2 m_K^2(\hat{\kappa}, s(\hat{\kappa}, \mu)) = Q(\mu) [1 + \alpha'_H (\hat{y}_\pi - y_\pi) + O(M^2)]. \quad (3.10)$$

In the end, the scale is obtained by interpolation in μ to the physical strange quark mass

$$a = \frac{P(\mu_K)}{f_K} \quad \text{at} \quad \frac{Q(\mu_K)}{P(\mu_K)^2} = \frac{m_{K, \text{phys}}^2}{f_{K, \text{phys}}^2}. \quad (3.11)$$

The values of the lattice spacings from this strategy are shown in Table 2. Comparing to the results of the first strategy, we find a very good agreement as demonstrated in Figure 2.

	Strategy 1			Strategy 2		
β	5.2	5.3	5.5	5.2	5.3	5.5
$a[\text{fm}]$	0.0750	0.0655	0.04847	0.0745	0.0649	0.04808
$\Delta_{\text{stat.}} a$	0.0024	0.0010	0.00048	0.0025	0.0010	0.00047
$\Delta_{\text{syst.}} a$	0.0013	0.0011	0.00079	0.0014	0.0012	0.00090

Table 2: Lattice spacings from the first strategy obtained by applying SU(3) ChPT(left) and from the second strategy, based on HMChPT(right). Estimation of the systematical errors is preliminary.

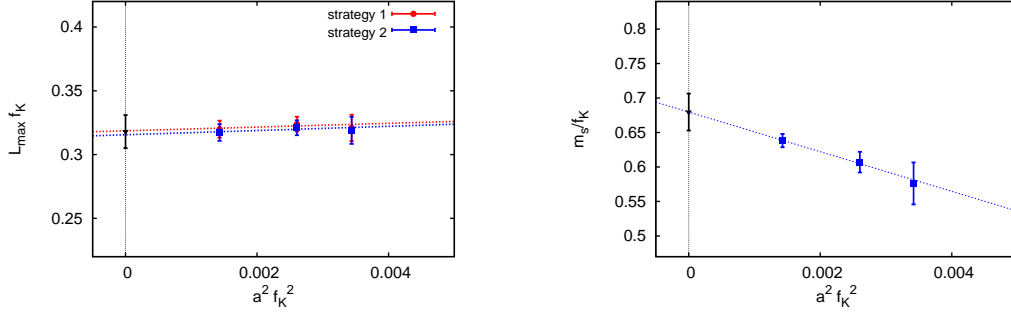


Figure 4: Chiral extrapolations of the product of lattice kaon decay constant f_K and matching scale L_{\max} , defined with $\bar{g}^2(L_{\max}) = 4.484$ (left) and bare strange quark mass in units of f_K (right). The matching scale in the extrapolation of m_s (right) is defined with $\bar{g}^2(\tilde{L}_{\max}) = 4.61$

4. Determination of Λ and \bar{m}_s

In the $N_f = 2$ theory, low and high energy physics have been connected non-perturbatively by the ALPHA Collaboration, using an intermediate (Schrödinger functional) renormalization scheme [1, 2]. Here QCD is formulated in a finite box of spatial size L and temporal extent T . The fields are subject to Dirichlet boundary conditions in time and periodic in space, where the former provide an infrared cutoff to the modes of quarks and gluons. This allows to perform simulations at zero quark mass and thus use the SF as a mass-independent renormalization scheme. We additionally specify that $T \equiv L$ and then the renormalization conditions are naturally imposed at the scale $\mu = 1/L$.

To calibrate the overall energy scale, one fixes a large enough value of the coupling $\bar{g}^2(L_{\max})$ to be in the low-energy region and relates the associated distance, L_{\max} , to a non-perturbative, infinite-volume observable, in our case f_K . The extrapolation of the combination $f_K L_{\max}$ to the continuum limit is shown in Figure 4(left). It has been performed for both strategies of scale determination and the results agree within the errorbars. Combining the continuum result $(f_K L_{\max})_{\text{cont}} = 0.318(14)(6)$ and the value of $(\Lambda_{\overline{\text{MS}}} L_{\max})$ from [2] we get the updated value of the $\overline{\text{MS}}$ Λ -parameter in two flavor QCD:

$$\Lambda_{\overline{\text{MS}}}^{(2)} = \frac{1}{(f_K L_{\max})} (\Lambda_{\overline{\text{MS}}} L_{\max}) f_K = 316(26)(17) \text{MeV}, \quad (4.1)$$

where the matching has been performed at the low energy scale $1/L_{\max}$, defined with $\bar{g}^2(L_{\max}) = 4.484$ and f_K is the experimental value of the kaon decay constant.

Furthermore, we compute the strange quark mass. We base it on the PCAC mass μ_K from the second strategy for chiral extrapolation (cf. Sect.3.2.). The $\overline{\text{MS}}$ strange quark mass is given by (small corrections proportional to the quark masses in lattice units are also accounted for)

$$\bar{m}_s^{(2)}(\overline{\text{MS}})(2\text{GeV}) = \frac{M}{\bar{m}_{\text{SF}}(\tilde{L}_{\max})} \frac{Z_A \mu_K}{Z_P(\tilde{L}_{\max}) f_K} \frac{\bar{m}_{\overline{\text{MS}}}^s(2\text{GeV})}{M} f_K = 101.4(4.2)(2.5) \text{MeV}, \quad (4.2)$$

where the first factor is taken over from [1], and the new continuum extrapolation of the second factor is shown in the right panel of the Figure 4. Here, the matching scale is defined with $\bar{g}^2(\tilde{L}_{\max}) = 4.61$. The conversion factor to $\overline{\text{MS}}$ scheme $\frac{\bar{m}_{\overline{\text{MS}}}^s}{M}(\mu = 2\text{GeV}) = 0.7431$ is computed at 4-loop perturbation theory; all other factors are non-perturbative.

5. Summary and outlook

An important step missing in our previous work on non-perturbative renormalization of two flavor QCD has been performed. The scale is set from a physical quantity f_K . Two strategies of chiral extrapolation are used and both give comparable results. Finally, we presented the non-perturbative computation of the Λ parameter and the strange quark mass of two flavor QCD. The only perturbative input in the whole calculation is the 4-loop conversion factor from the RGI strange quark mass to $\overline{\text{MS}}$ strange quark mass, which is required to make contact with wide spread conventions.

6. Acknowledgements

We thank O.Bär, P. Fritzsche, B. Leder, F. Knechtli, H. Simma and U. Wolff for useful and stimulating discussions. This work is supported by the German Science Foundation (DFG) under the grants GRK1504 "Mass, spectrum, symmetry" and SFB/TR9-03. Simulations were performed at JUGENE and JUROPA supercomputers at Forschung Zentrum Jülich, HLRN in Berlin and Hannover and the PAX Clusters at DESY, Zeuthen.

References

- [1] M. Della Morte *et al.* [ALPHA Collaboration], Nucl. Phys. **B729** (2005) 117-134. [hep-lat/0507035].
- [2] M. Della Morte *et al.* [ALPHA Collaboration], Nucl. Phys. **B713** (2005) 378-406. [hep-lat/0411025].
- [3] M. Göckeler *et al.* [QCDSF and UKQCD Collaborations], Phys. Lett. **B639** (2006) 307-311. [hep-ph/0409312].
- [4] B. Leder, F. Knechtli, PoS **LAT2011** (2011) 315. [arXiv:1112.1246v2 [hep-lat]]
- [5] D. Pleiter [QCDSF Collaboration], PoS **LAT2011** (2011) 235.
- [6] M. Lüscher, Comput. Phys. Commun. **165** (2005) 199-220. [hep-lat/0409106].
- [7] M. Marinkovic, S. Schaefer, PoS **LATTICE2010** (2010) 031. [arXiv:1011.0911 [hep-lat]].
- [8] S. Schaefer *et al.* [ALPHA Collaboration], Nucl. Phys. **B845** (2011) 93-119. [arXiv:1009.5228 [hep-lat]].
- [9] G. Colangelo, *et al.*, Eur. Phys. J. **C71** (2011) 1695. [arXiv:1011.4408 [hep-lat]].
- [10] U. Wolff, Comput. Phys. Commun. **156** (2004) 143153, [hep-lat/0306017].
- [11] S. R. Sharpe, Phys. Rev. **D56** (1997) 7052-7058. [hep-lat/9707018].
- [12] T. Bhattacharya, R. Gupta, W. Lee, S. R. Sharpe, J. M. S. Wu, Phys. Rev. **D73** (2006) 034504. [hep-lat/0511014].
- [13] A. Roessl, Nucl. Phys. **B555** (1999) 507-539. [hep-ph/9904230].
- [14] C. Allton *et al.* [RBC-UKQCD Collaboration], Phys. Rev. **D78** (2008) 114509. [arXiv:0804.0473 [hep-lat]].