

ε -Samples for Kernels

Jeff M. Phillips
University of Utah
jeffp@cs.utah.edu

May 17, 2022

Abstract

We study the worst case error of kernel density estimates via subset approximation. A kernel density estimate of a distribution is the convolution of that distribution with a fixed kernel (e.g. Gaussian kernel). Given a subset (i.e. a point set) of the input distribution, we can compare the kernel density estimates of the input distribution with the subset, and bound the worst case error. If the maximum error is ε , then this subset can be thought of as an ε -sample (aka an ε -approximation) of the range space defined with the input distribution as the ground set and the fixed kernel representing the family of ranges. Note in this case the ranges are not binary, but have a continuous range (for simplicity we mainly discuss kernels with range of $[0, 1]$); these allow for smoother notions of range spaces, the same way that a kernel density estimates have improved upon histograms. It turns out, the use of this smoother family of range spaces has an added benefit of greatly decreasing the size required for ε -samples (in the plane) from $O((1/\varepsilon^{4/3}) \log^{2/3}(1/\varepsilon))$ for disks to $O((1/\varepsilon) \sqrt{\log(1/\varepsilon)})$ for Gaussian kernels and for kernels with bounded slope that only affect a bounded domain.

1 Introduction

We study the L_∞ error in kernel density estimates of points sets by a kernel density estimate of their subset. Formally, we start with a size n point set $P \subset \mathbb{R}^d$ and a kernel $K : \mathbb{R}^d \times \mathbb{R}^d \rightarrow \mathbb{R}$. Then a kernel density estimate KDE_P of a point set P is a convolution of that point set with a kernel, defined at any point $x \in \mathbb{R}^d$:

$$\text{KDE}_P(x) = \sum_{p \in P} \frac{K(x, p)}{|P|}.$$

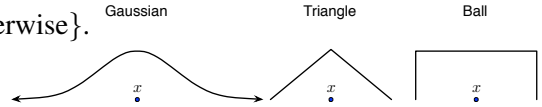
The goal is a small subset $S \subset P$ with small L_∞ error of KDE_S on KDE_P , specifically for $\varepsilon > 0$ that

$$L_\infty(\text{KDE}_P, \text{KDE}_S) = \max_{x \in \mathbb{R}^d} |\text{KDE}_P(x) - \text{KDE}_S(x)| \leq \varepsilon.$$

We call such a subset S an ε -sample of a kernel range space (P, \mathcal{K}) , where \mathcal{K} is the set of all functions $K(x, \cdot)$ represented by a kernel K and a center point $x \in \mathbb{R}^d$. Our main result is the construction in \mathbb{R}^2 of an ε -sample of size $O((1/\varepsilon)\sqrt{\log(1/\varepsilon)})$ for a broad variety of kernel range spaces.

We will study this result through the perspective of three types of kernels. We use as examples the ball kernels \mathcal{B} , the triangle kernels \mathcal{T} , and the Gaussian kernels \mathcal{G} ; we normalize all kernels so $K(p, p) = 1$.

- For $K \in \mathcal{B}$: $K(x, p) = \{1 \text{ if } \|x - p\| \leq 1 \text{ and } 0 \text{ otherwise}\}$.
- For $K \in \mathcal{T}$: $K(x, p) = \max\{0, 1 - \|x - p\|\}$.
- For $K \in \mathcal{G}$: $K(x, p) = \exp(-\|x - p\|^2)$.



Our main result holds for \mathcal{T} and \mathcal{G} , but not \mathcal{B} . However, at least in the context of combinatorial geometry, kernels related to \mathcal{B} seem to have been studied the most heavily from an L_∞ error perspective, and require larger ε -samples. In fact, in Section 5.2 we show a lower-bound that such a result cannot hold for \mathcal{B} .

We re-describe this result next by adapting more traditional combinatorial geometry notions; these same notions will be used to prove our result.

Range spaces. A kernel range space is an extension of the combinatorial geometry concept of a range space. Let $P \subset \mathbb{R}^d$ be a set of n points. Let $\mathcal{A} \subset 2^P$ be the set of subsets of P , for instance when $\mathcal{A} = \mathcal{B}$ they are defined by containment in a ball, and when $\mathcal{A} = \mathcal{R}_d$ they are defined by containment in an axis-aligned rectangle. The pair (P, \mathcal{A}) is called a *range space*.

Thus we can re-imagine a kernel range space (P, \mathcal{K}) as the family of *fractional* subsets of P , that is, each $p \in P$ does not need to be completely in (1) or not in (0) a range, but can be fractionally in a range described by a value in $[0, 1]$. In the case of the ball kernel $K(x, \cdot) \in \mathcal{B}$ we say the associated range space is a *binary range space* since all points have a binary value associated with each range, corresponding with *in* or *not in*.

Colorings and discrepancy. Let $\chi : P \rightarrow \{-1, +1\}$ be a *coloring* of P . The *combinatorial discrepancy* of (P, \mathcal{A}) , given a coloring χ is defined $d_\chi(P, \mathcal{A}) = \max_{R \in \mathcal{A}} |\sum_{p \in R} \chi(p)|$. For a kernel range space (P, \mathcal{K}) , this is generalized as the *kernel discrepancy*, defined $d_\chi(P, \mathcal{K}) = \max_{x \in \mathbb{R}^d} \sum_{p \in P} \chi(p) K(x, p)$; we can also write $d_\chi(P, K_x) = \sum_{p \in P} \chi(p) K(x, p)$ for a specific kernel K_x , often the subscript x is dropped when it is apparent. Then the *minimum kernel discrepancy* of a kernel range space is defined $d(P, \mathcal{K}) = \min_\chi d_\chi(P, \mathcal{K})$. See Matoušek's [25] and Chazelle's [9] books for a masterful treatments of this field when restricted to combinatorial discrepancy.

Constructing ε -samples. Given a (binary) range space (P, \mathcal{A}) an ε -sample (a.k.a. an ε -approximation) is a subset $S \subset P$ such that the density of P is approximated with respect to \mathcal{A} so

$$\max_{R \in \mathcal{A}} \left| \frac{|R \cap P|}{|P|} - \frac{|R \cap S|}{|S|} \right| \leq \varepsilon.$$

Clearly, an ε -sample of a kernel range space is a direct generalization of the above defined ε -sample for (binary) range space. In fact, quite recently, Joshi *et al.* [20] showed that for any kernel range space (P, \mathcal{K}) where all super-level sets of kernels are described by elements of a binary range space (P, \mathcal{A}) , then an ε -sample of (P, \mathcal{A}) is also an ε -sample of (P, \mathcal{K}) . For instance, super-level sets of \mathcal{G}, \mathcal{T} are balls in \mathcal{B} .

ε -Samples are a very common and powerful coreset for approximating P ; the set S can be used as proxy for P in many diverse applications (c.f. [2, 29, 13, 30]). For binary range spaces with constant VC-dimension [36] a random sample S of size $O((1/\varepsilon^2) \log(1/\delta))$ provides an ε -sample with probability at least $1 - \delta$ [24]. Better bounds can be achieved through deterministic approaches as outlined by Chazelle and Matousek [11], or see either of their books for more details [9, 25]. This approach is based on the following rough idea. Construct a low discrepancy coloring χ of P , and remove all points $p \in P$ such that $\chi(p) = -1$. Then repeat these color-remove steps until only a small number of points are left (that are always colored $+1$) and not too much error has accrued. As such, the best bounds for the size of ε -samples are tied directly to discrepancy. As described by Phillips [29] (see also [25, 9]), for a range space (P, \mathcal{A}) with discrepancy $O(\log^\tau |P|)$ (resp. $O(|P|^\psi \log^\tau |P|)$) that can be constructed in time $O(|P|^w \log^\phi(|P|))$, there is an ε -sample of size $g(\varepsilon) = O((1/\varepsilon) \log^\tau(1/\varepsilon))$ (resp. $O(((1/\varepsilon) \log^\tau(1/\varepsilon))^{1/(1-\psi)})$) that can be constructed in time $O(w^{w-1} n \cdot (g(\varepsilon))^{w-1} \cdot \log^\phi(g(\varepsilon)) + g(\varepsilon))$. Although, originally intended for only binary range spaces, these results hold directly for kernel range spaces.

1.1 Our Results

Our main result is an algorithm for constructing small ε -samples of kernel range spaces. We achieve this results through a combinatorial geometry approach by showing how to construct a low discrepancy coloring, and then invoking the existing machinery to achieve the results for ε -samples.

Theorem 1.1. *For $P \subset \mathbb{R}^d$, with high probability, we can efficiently construct an ε -sample of (P, \mathcal{T}) or (P, \mathcal{G}) of size $O((1/\varepsilon)^{2d/(d+2)} \log^{d/(d+2)}(1/\varepsilon))$.*

Note that in \mathbb{R}^2 , the size is $O((1/\varepsilon) \sqrt{\log(1/\varepsilon)})$, near-linear in $1/\varepsilon$. Furthermore, for \mathcal{B} , the best known upper bounds (which are tight up to a log factor, see Section 5.2) are noticeably larger at $O((1/\varepsilon)^{2d/(d+1)} \cdot \log^{d/(d+1)}(1/\varepsilon))$, especially in \mathbb{R}^2 at $O((1/\varepsilon)^{4/3} \log^{2/3}(1/\varepsilon))$.

Proof overview. Our proof of Theorem 1.1 in \mathbb{R}^2 on \mathcal{T} works as follows. We focus on constructing a coloring χ that, for any single kernel K , has $d_\chi(P, K) = O(\sqrt{\log(1/\delta)})$ with probability at least $1 - \delta$. Then in Section 4.1 we extend this to an entire family of kernels with $d_\chi(P, \mathcal{K}) = O(\sqrt{\log(n/\delta)})$.

The key is thus the choice of coloring χ . We construct this by finding the min-cost matching M of P , and independently for each pair $(p, q) \in M$, coloring one point $\chi(p) = +1$ and the other $\chi(q) = -1$ at random.

Many combinatorial discrepancy results also use a matching where for each pair one is colored $+1$ and the other -1 . However, these matchings are “with low crossing number” and are not easy to construct. For a long time these results were existential, relying on the pigeonhole principle. But, recently Bansal [6] provided a randomized constructive algorithm, yet still this is quite more involved than our min-cost matching.

The critical difference between binary range spaces (e.g. \mathcal{B}) and kernel range spaces (e.g. \mathcal{T}) that allows for our proof is the bounded slope of the kernel. On the boundary of a binary range the slope is infinite, and thus small perturbations can lead to large changes in the contents of a range; all lower bounds seem

to be inherently based on creating a lot of action along the boundaries of ranges. For a kernel $K(x, \cdot)$ with slope bounded by σ , we use a specific variant of a Chernoff-Hoeffding bound (in Section 4) that depends only on $\sum_j \Delta_j^2$, where $\Delta_j = K(x, p_j) - K(x, q_j)$ for each edge $(p_j, q_j) \in M$. For a binary kernel $\sum_j \Delta_j^2 = \text{poly}(n)$, but if the slope is bounded $\sum_j \Delta_j^2 \leq \sigma^2 \sum_j \|p_j - q_j\|^2$. Then in Section 3 we bound $\sum_j \|p_j - q_j\|^2$ within a ball, specifically the ball B_x for which $K(x, \cdot) > 0$. This follows (after some technical details) from the observation that dual variables in the min-cost matching for each point correspond to non-overlapping balls which touch for matched points. Thus the area of the dual-variable balls is proportional to the squared edge length, and the sum of these balls' areas is at most the area of B_x .

Extending to \mathcal{G} requires a more complicated technical result on sum of squared edge lengths in a matching within an annulus (in Section 3) and multiple invocations of it (in Section 4). Extending to \mathbb{R}^d basically requires generalizing the matching result to depend on the sum of distances to the d th power (in Section 3) and applying Jensen's inequality to relate $\sum_j \Delta_j^d$ to $\sum_j \Delta_j^2$ (in Section 4).

1.2 Motivation

The motivation for this paper comes from several sources.

Near-linear sized ε -samples. Only a limited family of range spaces are known to have ε -samples with size near-linear in $1/\varepsilon$. Most reasonable range spaces in \mathbb{R}^1 admit an ε -sample of size $1/\varepsilon$ by just sorting the points and taking every $\varepsilon|P|$ th point in the sorted order. However, near-linear results in higher dimensions are only known to work for range spaces defined by axis-aligned rectangles (and other variants defined by fixed, but not necessarily orthogonal axes) (c.f. [33, 29]). All results based on VC-dimension admit super-linear polynomials in $1/\varepsilon$, with powers approaching 2 as d increases. And random sampling bounds, of course, only provide ε -samples of size $O(1/\varepsilon^2)$.

This polynomial distinction is quite important since for small ε (i.e. with $\varepsilon = 0.001$, which is important for summarizing large datasets) then $1/\varepsilon^2$ (in our example the size $1/\varepsilon^2 = 1,000,000$) is so large it often defeats the purpose of summarization. Furthermore, most techniques other than random sampling (size $1/\varepsilon^2$) are quite complicated and rarely implemented (many require Bansal's recent result [6]). One question explored in this paper is: what other families of ranges have ε -samples with size near-linear in $1/\varepsilon$?

This question has gotten far less attention recently than ε -nets, a related and weaker summary. In that context, a series of work [19, 8, 26, 22, 5, 18] has shown that size bound of $O((1/\varepsilon) \log(1/\varepsilon))$ based on VC-dimension can be improved to $O((1/\varepsilon) \log \log(1/\varepsilon))$ or better in some cases. Also, super-linear lower bounds are known as well [3, 28]. We believe the questions regarding ε -samples are even more interesting because they can achieve polynomial improvements, rather than at best logarithmic improvements.

L_∞ kernel density estimates. Much work (mainly in statistics) has studied the approximation properties of kernel density estimates; this grew out of the desire to remove the choice of where to put the breakpoints between bins in histograms. A large focus of this work has been in determining which kernels recover the original functions the best and how accurate the kernel density approximation is. Highlights are the books of Silverman [32] on L_2 error in \mathbb{R}^1 , Scott [31] on L_2 error in \mathbb{R}^d , and books by Devroye, Györfi, and/or Lugosi [14, 16, 15] on L_1 error. We focus on L_∞ error, which has not generally been studied.

Typically the error is from two components: the error from use of a subset (between KDE_P and KDE_S), and the error from convoluting the data with a kernel (between P and KDE_P). Here we ignore the second part, since it can be arbitrary large under the L_∞ error. Typically in the first part, only random samples have been considered; we improve over these random sample bounds.

Recently Chen, Welling, and Smola [12] showed that for any positive definite kernel (including \mathcal{G} , but not \mathcal{T} or \mathcal{B}) a greedy process produces a subset of points $S \subset P$ such that $L_2(\text{KDE}_S, \text{KDE}_P) \leq \varepsilon$, where S is size

$|S| = O(1/\varepsilon)$. This improves on standard results from random sampling theory that require $|S| = O(1/\varepsilon^2)$ for such error guarantees. This result helped inspire us to seek a similar result under L_∞ error.

Relationship with binary range spaces. Range spaces have typically required all ranges to be binary. That is, each $p \in P$ is either completely in or completely not in each range $R \in \mathcal{A}$. Kernel range spaces were defined in a paper in SoCG last year [20] (although similar concepts such as fat-shattering dimension [21] appear in the learning theory literature [7, 15, 4, 35], their results are not as strong and tend to focus on random sampling). That paper showed that an ε -sample for balls is also an ε -sample for a large number of kernel range spaces. An open question from that paper is whether that relationship goes the other direction: is an ε -sample of a kernel range space also necessarily an ε -sample for a binary range space? We answer this question in the negative; in particular, we show near-linear sized ε -samples for kernel range spaces when it is known the corresponding binary range space must have super-linear size.

This raises several questions: are these binary range spaces which require size super-linear in $1/\varepsilon$ really necessary for downstream analysis? Can we simplify many analyses by using kernels in place of binary ranges? One possible target are the quite fascinating, but enormous bounds for bird-flocking [10].

2 Preliminaries

For simplicity, we focus on only *rotation-and-shift-invariant* kernels so $K(p_i, p_j) = k(\|p_i - p_j\|)$ can be written as a function of just the distance between its two arguments. The rotation invariant constraint can easily be removed, but would complicate the technical presentation. We also assume the kernels have been scaled so $K(p, p) = k(0) = 1$. Section 5 discusses removing this assumption beyond $k(0)$ set to a fixed constant.

We generalize the family of kernels \mathcal{T} (see above) to \mathcal{S}_σ which we call σ -*bounded*; they have slope bounded by a constant $\sigma > 0$ (that is for any $x, p_i, p_j \in \mathbb{R}^d$ then $|K(x, p_j) - K(x, p_i)|/\|p_i - p_j\| \leq \sigma$), and bounded domain $B_x = \{p \in \mathbb{R}^d \mid K(x, p) > 0\}$ defined for any $x \in \mathbb{R}^d$. For a rotation-and-shift-invariant kernel, B_x is a ball, and for simplicity we assume the space has been scaled so B_x has radius 1 (this is not critical, as we will see in Section 5, since as the radius increases, σ decreases). In addition to \mathcal{T} this class include the Epanechnikov kernels \mathcal{E} so for $K(x, \cdot) \in \mathcal{E}$ is defined $K(x, p) = \max\{0, 1 - \|x - p\|^2\}$.

We can also generalize \mathcal{G} (see above) to a family of exponential kernels such that $|k(z)| \leq \exp(-|\text{poly}(z)|)$ and has bounded slope σ ; this would also include, for instance, the Laplacian kernel. For simplicity, for the remainder of this work we focus technically on the Gaussian kernel.

Let $\text{rad}(B)$ denote the radius of a ball B . The d -dimensional volume of a ball B of radius r is denoted $\text{vol}_d(r) = (\pi^{d/2}/\Gamma(d/2+1))r^d$ where $\Gamma(z)$ is the gamma function; note $\Gamma(z)$ is increasing with z and when z is a positive integer $\Gamma(z) = (z-1)!$. For balls of radius 1 we set $\text{vol}_d(1) = V_d$, a constant depending only on d . In general $\text{vol}_d(r) = V_d r^d$.

3 Min-Cost Matchings with Balls and Annuli

Let $P \subset \mathbb{R}^d$ be a set of $2n$ points. We say $M(P)$ (or M when the choice of P is clear) is a *perfect matching* of P if it defines a set of n unordered pairs (p_i, p_j) of points from P such that every $p \in P$ is in exactly one pair. We define *cost of a perfect matching* in terms of the sum of distances: $c(M) = \sum_{(p_i, p_j) \in M} \|p_i - p_j\|$. The *minimum cost perfect matching* is the matching $M^* = \arg \min_M c(M)$ that minimizes the cost.

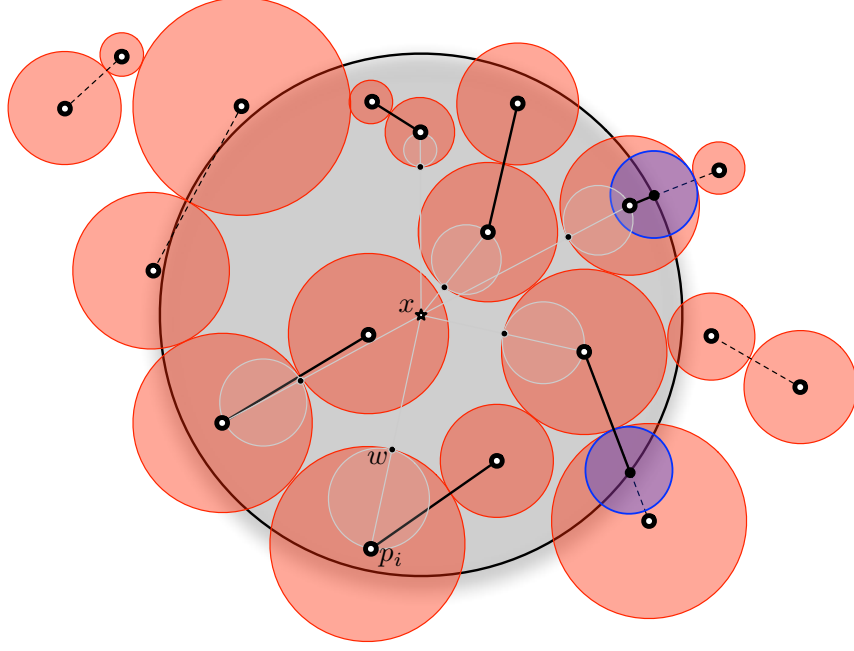


Figure 1: Illustration of a matching within a highlighted ball B in \mathbb{R}^2 , where each point p_i is centered at a ball of radius α_i that is touching the ball of the matched-to points, and overlaps with no other ball.

Matching length in balls. The proof of the main result is based on a lemma that relates the density of matchings in M^* . For any ball $B \subset \mathbb{R}^d$, define the *length* $\rho(B, M)$ of the matchings from M within B as:

$$\rho(B, M) = \sum_{(p_i, p_j) \in M} \begin{cases} \|p_i - p_j\|^d & \text{if } p_i, p_j \in B \\ \|p_i - p_{j,B}\|^d & \text{if } p_i \in B \text{ and } p_j \notin B, \text{ where } p_{j,B} \text{ is the intersection of } \overline{p_i p_j} \text{ with } \partial B \\ 0 & \text{if } p_i, p_j \notin B \end{cases}$$

For ease of notation to follow, in the first case where $p_i, p_j \in B$, we denote $p_j = p_{j,B}$; this allows us to not always have to distinguish between the first and second case.

Lemma 3.1. *For any ball $B \subset \mathbb{R}^d$ the length $\rho(B, M^*) \leq \frac{2^{2d}}{V_d} \text{vol}_d(\text{rad}(B)) = 2^{2d} \text{rad}(B)^d$.*

Proof. Consider the minimum cost perfect matching M^* . It can be computed through Edmond's [17] extension of the Hungarian algorithm [23, 34, 1]. A fact essential in this line of work states that each point p_i is associated with a dual variable α_i , and there is a ball b_i of radius α_i around each point p_i such that if $(p_i, p_j) \in M^*$ then $\alpha_i + \alpha_j = \|p_i - p_j\|$, so the balls touch. Furthermore, no balls overlap.

For the matching pairs (p_i, p_j) in the second case where one lies outside B (w.l.o.g. let $p_j \notin B$), we replace the ball b_j around point p_j with a ball b'_j centered on $p_{j,B}$ as follows (see darker balls in Figure 1). If $p_{j,B} \in b_j$ we consider a ball b'_j of radius $\alpha'_i < \alpha_i$ so that it touches, but does not intersect b_i . Note that $b'_j \subset b_j$. If $p_{j,B} \in b_i$, we consider a ball b'_j of radius $\alpha'_j < \alpha_j$ so that it touches, but does not intersect b_j . In this case $b'_j \subset b_i$.

Thus each point p_i corresponds with a ball of volume $\text{vol}_d(\alpha_i)$ (or $\text{vol}_d(\alpha'_j)$ for p_j in the second matching case). For each pair $(p_i, p_j) \in M^*$ we can consider the radius α_i (w.l.o.g. instead of α_j or α'_j) with larger value, note $2\alpha_i \geq \|p_i - p_{j,B}\|$. The d -dimensional volume occupied by the union of both balls b_i and b_j (or b'_j), denoted $\text{vol}_d(p_i, p_j)$, is at least $\|p_i - p_{j,B}\|^d \cdot (V_d/2^d)$ since

$$\text{vol}_d(p_i, p_j) \geq V_d \alpha_i^d \geq (V_d/2^d) \|p_i - p_{j,B}\|^d.$$

Each α_i -ball associated with a point p_i within B has at least $1/2^d$ of its volume inside of B : Both pairs of points of the associated matching are inside B , and so α_i must be less than $\text{rad}(B)$, and also p_i is inside B . Draw a segment from p_i towards x (center of B) until it intersects the boundary of b_i at a point w . Then the ball of diameter on segment $\overline{p_i w}$ lies entirely within b_i and B (lightly shaded balls in Figure 1), and it has volume $(1/2^d)$ th of b_i since its diameter is $1/2$ that of b_i .

Since all α -balls are disjoint (except for in the second case, then pairs of balls in a matching may overlap), the volume of B is more than the sum of the volumes of the union of matched α -balls that intersect B . Hence

$$\begin{aligned} \rho(P, M^*) &= \sum_{(p_i, p_j) \in M^* \cap B} \|p_i - p_{j,B}\|^d \leq \frac{2^d}{V_d} \sum_{(p_i, p_j) \in M^* \cap B} \text{vol}_d(p_i, p_j) \\ &\leq \frac{2^d}{V_d} \cdot 2^d \text{vol}_d(\text{rad}(B)) = 2^{2d} \text{rad}(B)^d. \end{aligned} \quad \square$$

Matching growth in annuli. We can show a similar result for any annulus A defined as the difference between two balls B_1 and B_2 that share the same center point x_A . That is $A = \{p \in \mathbb{R}^d \mid p \in B_1 \setminus B_2\}$. The d -dimensional volume of an annulus A is clearly $\text{vol}_d(A) = \text{vol}_d(\text{rad}(B_1)) - \text{vol}_d(\text{rad}(B_2)) = V_d(\text{rad}(B_1)^d - \text{rad}(B_2)^d)$. To define the *growth of a matching M within A* , denoted $\gamma(A, M)$, we need to consider a few definitions. For any matching $(p_i, p_j) \in M$, w.l.o.g., let $\|p_i - x_A\| < \|p_j - x_A\|$ and furthermore, let $p' = \arg \min_{y \in \overline{p_i p_j}} \|y - x_A\|$ be the closest point to x_A on the segment $\overline{p_i p_j}$. Many times $p' = p_i$. Now define $p_{i,A} = \arg \min_{y \in \overline{p' p_j} \cap A} \|y - p'\|$ and $p_{j,A} = \arg \min_{y \in \overline{p' p_j} \cap A} \|y - p_j\|$ as the closest points on the segment $\overline{p' p_j}$ within A to either p' or p_j ; these points will either be p' or p_j , or the intersection of $\overline{p' p_j}$ with ∂A ; or if $\overline{p' p_j} \cap A = \emptyset$ they are undefined, in which case we can ignore them or for completeness set them both to x_A . Finally, define $g_A(y) = \|y - x_A\|$ and

$$\gamma(A, M) = \sum_{(p_i, p_j) \in M} (g_A(p_{j,A}) - g_A(p_{i,A}))^d.$$

Note, importantly, that for an annulus, we label this important measure as “growth” to distinguish it from the “length” term defined for a ball. It turns out, this will be more directly useful in the main results that follow. Furthermore, growth is always shorter than length, which is critical because the length would be too long for our purposes.¹

Lemma 3.2. *For any annulus $A \subset \mathbb{R}^2$ the growth $\gamma(A, M^*) \leq \frac{2^{2d}}{V_d} \text{vol}_d(A) = 2^{2d}(\text{rad}(B_1)^d - \text{rad}(B_2)^d)$.*

Proof. Again, we can draw a ball b_i of radius α_i centered around each point $p_i \in P$ so that no two balls intersect, and the two balls around two paired points $(p_i, p_j) \in M^*$ touch. We now analyze $p_{i,A}$ and $p_{j,A}$ as defined above, note that each of these two points must lie in $b_i \cup b_j$. We can now construct smaller balls associated with each point $p_{i,A}, p_{j,A} \in P$ that also do not overlap and have area proportional to $(g_A(p_{j,A}) - g_A(p_{i,A}))^d$. W.l.o.g. we assume that $g_A(p_{i,A}) \leq g_A(p_{j,A})$. We consider two cases:

First assume that b_i and b_j touch at a point within A ; let this point be $t_{i,j}$. Now define two new points $x_{i,j,A}$ and $x_{j,i,A}$ such that $g_A(x_{i,j,A}) = g_A(x_{j,i,A}) = g_A(t_{i,j})$, and so $x_{i,j,A}$ is on the line through $p_{i,A}$ and x_A , and so $x_{j,i,A}$ is on the line through $p_{j,A}$ and x_A . We now argue that the ball b'_i (resp. b'_j) with diameter between $p_{i,A}$ and $x_{i,j,A}$ (resp. through $p_{j,A}$ and $x_{j,i,A}$) is contained within $b_i \cap A$ (resp. $b_j \cap A$), as shown in Figure 2. This is easy to see since the shortest distance from $p_{i,A}$ to the boundary of b_i is along $\overline{p_{i,A} x_A}$ and

¹If an annulus is too narrow (the difference in radius between B_1 and B_2 is too small), then the results we desire does not hold. In our annuluses the maximum length segment can always be $\zeta = 1/\sqrt{\log_2 e}$ (or actually 2ζ , but we only need to consider half of it), but the *width* of the annulus A_i is $\sqrt{i+1} - \sqrt{i}$, which is decreasing as i increases. This indicates we can't use length \times max-slope alone, we should directly consider change in kernel value, which of course is capped at $1/2^i$.

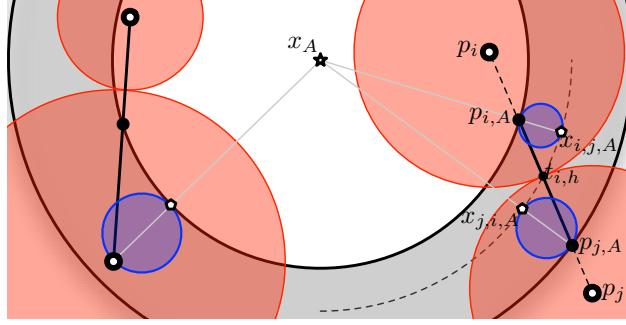


Figure 2: Illustration of a matching within a highlighted annulus A , where each point p_i is centered at a ball of radius α_i that is touching the ball of the matched-to points, and overlaps with no other ball.

is at most the distance from $p_{i,A}$ to $x_{i,j,A}$; thus b'_i cannot extend pass the boundary of b_i , and hence $b'_i \subseteq b_i$. To show that $b'_i \subset A$, we note that the closest point to the inner boundary of A is at $p_{i,A}$ (which may be on the boundary), but since the diameter of b'_i is less than width of A then b'_i does not reach the outer boundary. A symmetric argument shows $b'_j \subseteq b_j \cap A$.

Alternatively, b_i and b_j may touch at a point not with A ; as depicted on the left of Figure 2. Assume w.l.o.g. that this touching point is inside B_2 is hence closer to x_A than any point in A . Then we construction one ball b'_j inside $b_j \cap A$. Since $g_A(p_{i,A})$ is the radius of B_2 (the inner ball of A), then we set $x_{j,i,A}$ as the point along the segment from $p_{j,A}$ to x_A that intersects the inner boundary of A , so $g_A(x_{j,i,A}) = g_A(p_{i,A})$. Now we define b'_j as the ball with diameter between $p_{j,A}$ and $x_{j,i,A}$. Clearly it is within A since its diameter is defined along the width and is at most as long as the annulus is wide. To see it is within b_j , the closest point from $p_{j,A}$ to the boundary of b_j is towards $p_{i,A}$, and the distance between $p_{i,A}$ and $x_{j,i,A}$ is no further than this distance from $p_{j,A}$ to the boundary of b_j .

Now for each pair $(p_i, p_j) \in M^*$ we have defined one or two balls that must lie within A and no pair intersect. Thus the sum of their volumes is less than $\text{vol}_d(A)$. Now we need to show that each of their volumes is proportional to $(g_A(p_j) - g_A(p_i))^d$. Since the sum of the diameters of the one or two balls is exactly $g_A(p_j) - g_A(p_i)$, the larger of the two balls has radius $r_{i,j} \geq (g_A(p_j) - g_A(p_i))/4$, and define the volume $\text{vol}_d(p_i, p_j) = V_d r_{i,j}^d$. Hence we can conclude

$$\begin{aligned} \gamma(A, M^*) &= \sum_{(p_i, p_j) \in M^*} (g_A(p_j) - g_A(p_i))^d \leq \sum_{(p_i, p_j) \in M^*} \frac{2^{2d}}{V_d} \text{vol}_d(p_i, p_j) \\ &\leq \frac{2^{2d}}{V_d} \text{vol}_d(A) = 2^{2d} \left(\text{rad}(B_1)^d - \text{rad}(B_2)^d \right). \end{aligned} \quad \square$$

4 Small Discrepancy for Kernel Range Spaces

We construct a coloring $\chi : P \rightarrow \{-1, +1\}$ of P by first constructing the minimum cost perfect matching M^* of P , and then for each $(p_i, p_j) \in M^*$ we randomly color one of $\{p_i, p_j\}$ as $+1$ and the other -1 .

To bound the discrepancy of a single kernel $d_\chi(P, K)$ we consider a random variable $X_j = \chi(p_j)K(x, p_j) + \chi(p_{j'})K(x, p_{j'})$ for each pair $(p_j, p_{j'}) \in M^*$, so $d_\chi(P, K) = |\sum_j X_j|$. We also define a value $\Delta_j = 2|K(x, p_j) - K(x, p_{j'})|$ such that $X_j \in \{-\Delta_j/2, \Delta_j/2\}$. The key insight is that we can bound $\sum_j \Delta_j^2$ using the results from Section 3. Then since each X_j is an independent random variable and has $E[X_j] = 0$,

we are able to apply a Chernoff-Hoeffding bound on $d_\chi(P, K) = |\sum_j X_j|$ that says

$$\Pr[d_\chi(P, K) > \alpha] \leq 2 \exp\left(\frac{-2\alpha^2}{\sum_j \Delta_j^2}\right). \quad (4.1)$$

In \mathbb{R}^2 , for σ -bounded kernels achieving a probabilistic discrepancy bound is quite straight-forward at this point (using Lemma 3.1); and can be achieved for Gaussian kernels with a bit more work, using Lemma 3.2.

However for points $P \subset \mathbb{R}^d$ for $d > 2$ applying the above bound is not as efficient since we only have a bound on $\sum_j \Delta_j^d$. We can attain a weaker bound using the Jensen's inequality over at most n terms

$$\left(\sum_j \frac{1}{n} \Delta_j^2\right)^{d/2} \leq \sum_j \frac{1}{n} (\Delta_j^2)^{d/2} \quad \text{so we can state} \quad \sum_j \Delta_j^2 \leq n^{1-2/d} \left(\sum_j \Delta_j^d\right)^{2/d}. \quad (4.2)$$

σ -bounded kernels. We start with the result for σ -bounded kernels using Lemma 3.1.

Lemma 4.1. *In \mathbb{R}^d , for any kernel $K \in \mathcal{S}_\sigma$ we can construct a coloring χ such that $\Pr[d_\chi(P, K) > n^{1/2-1/d} \sigma 2^{5/2} \sqrt{\ln(2/\delta)}] \leq \delta$ for any $\delta > 0$.*

Proof. Consider some $K(x, \cdot) \in \mathcal{S}_\sigma$ and recall $B_x = \{y \in \mathbb{R}^2 \mid K(x, y) > 0\}$. Note that

$$\sum_j \Delta_j^d = \sum_j 2^d (K(p_j, x) - K(p_{j'}, x))^d \leq 2^d \sigma^d \rho(B_x, M^*) \leq \sigma^d 2^{3d} \text{rad}(B_x)^d = \sigma^d 2^{3d},$$

where the first inequality follows by the slope of $K \in \mathcal{T}$ being at most σ and $K(p, x) = 0$ for $p \notin B$, and the second inequality following by Lemma 3.1, since we can replace p_j with p_{j, B_x} when necessary since both have $K(x, \cdot) = 0$. Hence, by Jensen's inequality (i.e. (4.2)) $\sum_j \Delta_j^2 \leq n^{1-2/d} (\sigma^d 2^{3d})^{2/d} = n^{1-2/d} \sigma^2 2^6$.

We now study the random variable $d_\chi(P, K) = |\sum_i X_i|$ for a single $K \in \mathcal{S}_\sigma$. Invoking (4.1) we can bound $\Pr[d_\chi(P, K) > \alpha] \leq 2 \exp(-\alpha^2 / (n^{1-2/d} \sigma^2 2^6))$. Setting $\alpha = n^{1/2-1/d} \sigma 2^{5/2} \sqrt{\ln(2/\delta)}$ reveals $\Pr[d_\chi(P, K) > n^{1/2-1/d} \sigma 2^{5/2} \sqrt{\ln(2/\delta)}] \leq \delta$. \square

For \mathcal{T} and \mathcal{E} the bound on σ is 1 and 2, respectively. Thus we can state the following concrete corollaries in \mathbb{R}^2 which show the expected discrepancy for any one kernel as independent of n .

Corollary 4.1. *In \mathbb{R}^2 , for any kernel $K \in \mathcal{T}$, we have $\Pr[d_\chi(P, K) > 5.5] \leq 4/5$ and $\Pr[d_\chi(P, K) > 5.7 \sqrt{\ln(2/\delta)}] \leq \delta$ for any $\delta > 0$.*

Corollary 4.2. *In \mathbb{R}^2 , for any kernel $K \in \mathcal{E}$, we have $\Pr[d_\chi(P, K) > 11] \leq 4/5$ and $\Pr[d_\chi(P, K) > 11.5 \sqrt{\ln(2/\delta)}] \leq \delta$ for any $\delta > 0$.*

Gaussian kernels. Now we extend the above result for σ -bounded kernels to Gaussian kernels. It requires a nested application of Lemma 3.2. Let $z_i = 1/2^i$ and $B_i = \{p \in \mathbb{R}^d \mid K(x, p) \geq z_i\}$; let $A_i = B_i \setminus B_{i-1}$ be the annulus of points with $K(x, p) \in [z_i, z_{i-1})$. We can bound the slopes within each annulus A_i as $\sigma_1 = 1 = \max \frac{d}{dy}(-k(y))$, and more specifically for $i \geq 2$ then $\sigma_i = \max_{y \in A_i} \frac{d}{dy}(-k(y)) = k(z_{i-1}) = 1/2^{i-1}$.

Define $y_i = \sqrt{i \ln 2}$ so that $k(y_i) = z_i$; it follows that for $i \geq 1$

$$\text{vol}_d(A_i) = V_d((y_i)^d - (y_{i-1})^d) = V_d \sqrt{\ln 2} (i^{d/2} - (i-1)^{d/2}) \leq (V_d \sqrt{\ln 2}) i^{d/2-1}.$$

Consider a pair $(p_{j'}, p_j) \in M^*$ where (w.l.o.g.) $K(x, p_{j'}) \geq K(x, p_j)$. For what follows it will be convenient to define q_j as the closest point to p_j on the segment between $p_{j'}$ and p_j such that $K(x, q_j) =$

$K(x, p_{j'})$. Note that clearly $|K(x, p_j) - K(x, p_{j'})| = |K(x, p_j) - K(x, q_j)|$ and often $q_j = p_{j'}$. But in some cases when traversing along the segment between $p_{j'}$ and p_j a point will become closer to x and then further away. However, we can now be assured that the intersection of segment $\overline{q_j p_j}$ with each A_i is always empty or connected.

Let $p_{j,i}^+ = \arg \min_{p \in \overline{q_j p_j} \cap A_i} \|p_j - p\|$ be the closest point to p_j along the segment between p_j and q_j that falls within A_i . If $p_j \in A_i$, then $p_{j,i}^+ = p_j$. Similarly let $p_{j,i}^- = \arg \min_{p \in \overline{p_j q_j} \cap A_i} \|q_j - p\|$.

Then define $v_{i,j} = (g_{A_i}(p_{j,i}^+) - g_{A_i}(p_{j,i}^-))/2^{i-1}$ if both $p_{j,i}^+$ and $p_{j,i}^-$ exist, otherwise set $v_{i,j} = 0$.

Lemma 4.2. *In \mathbb{R}^d , for any kernel $K \in \mathcal{G}$ we can construct a coloring χ such that $\Pr[d_\chi(P, K) > n^{1/2-1/d} 24\sqrt{2 \ln(2/\delta)}] \leq \delta$ for any $\delta > 0$.*

Proof. Now to replicate the result in Lemma 4.1 we need to show that $\sum_{(p_j, p_{j'}) \in M^*} (K(q_j) - K(p_j))^d < C$ for some constant C . For a kernel $K \in \mathcal{G}$ centered at a point $x \in \mathbb{R}^d$ we can decompose its range of influence into a series of annuli A_1, A_2, \dots , as described above.

For any $(p_j, p_{j'}) \in M^*$ we claim $K(q_j) - K(p_j) \leq \sum_i v_{i,j} \leq 3 \max_i v_{i,j}$. The first inequality follows since the slope within annulus A_i is bounded by $1/2^{i-1}$, so each $v_{i,j}$ corresponds to the change in value of (p_j, q_j) with A_i . To see the second inequality, let ℓ the smallest index such that $K(x, q_j) \geq z_\ell$, that is A_ℓ is the smallest annulus that contains $\overline{q_j p_j}$. We can see that $v_{\ell+1,j} \geq \sum_{i=\ell+2}^\infty v_{i,j}$ since $(y_i - y_{i-1})$ is a decreasing function of i and $1/2^{i-1}$ is geometrically decreasing. Thus the $\arg \max_i v_{i,j}$ is either $v_{\ell,j}$ or $v_{\ell+1,j}$, since $v_{i,j} = 0$ for $i < \ell$. If $v_{\ell,j} > v_{\ell+1,j}$ then $3v_{\ell,j} > v_{\ell,j} + v_{\ell+1,j} + \sum_{i=\ell+2}^\infty v_{i,j} = \sum_{i=1}^\infty v_{i,j}$. If $v_{\ell,j} \leq v_{\ell+1,j}$ then $3v_{\ell+1,j} > v_{\ell,j} + v_{\ell+1,j} + \sum_{i=\ell+2}^\infty v_{i,j} = \sum_{i=1}^\infty v_{i,j}$. Hence

$$(K(q_j) - K(p_j))^d \leq \left(\sum_i v_{i,j} \right)^d < (3 \max_i v_{i,j})^d \leq 3^d \sum_i v_{i,j}^d.$$

We can now argue that the sum over all A_i , that $\sum_i \sum_{(p_j, p_{j'}) \in M^*} v_{i,j}^d$ is bounded. Since each A_i has $\text{vol}(A_i) \leq (V_d \sqrt{\ln 2}) i^{d/2-1}$, then by Lemma 3.2, and summing over all $(p_j, p_{j'})$ in a fixed A_i

$$\sum_{(p_{j'}, p_j) \in M^*} v_{i,j}^d = \sum_{(p_{j'}, p_j) \in M^*} \frac{(g_{A_i}(p_{j,i}^+) - g_{A_i}(p_{j,i}^-))^d}{(2^{i-1})^d} = \frac{\gamma(A_i, M^*)}{2^{d(i-1)}} \leq \frac{1}{2^{d(i-1)}} \frac{2^{2d}}{V_d} \text{vol}_d(A_i) \leq \frac{\sqrt{\ln 2}}{2^{d(i-3)}} i^{d/2-1}.$$

Hence (using a reversal in the order of summation)

$$\begin{aligned} \sum_{(p_{j'}, p_j) \in M^*} (K(q_j) - K(p_j))^d &\leq 3^d \sum_{(p_{j'}, p_j) \in M^*} \sum_i v_{i,j}^d = 3^d \sum_i \sum_{(p_{j'}, p_j) \in M^*} v_{i,j}^d \leq 3^d \sum_{i=1}^\infty \frac{\sqrt{\ln 2}}{2^{d(i-3)}} i^{d/2-1} \\ &= 24^d \sum_{i=1}^\infty \frac{\sqrt{\ln 2} i^{d/2-1}}{2^{di}} \leq 24^d, \end{aligned}$$

since for $i \geq 1$ and $d \geq 2$ the term $i^{d/2-1} \sqrt{\ln 2} / 2^{di} < 1/2^i$ is geometrically decreasing as a function of i .

Finally we plug $\Delta_j = 2|K(q_j) - K(p_j)|$ and using (4.2)

$$\sum_j \Delta_j^2 \leq n^{1-2/d} \left(\sum_j \Delta_j^d \right)^{2/d} \leq n^{1-2/d} (2^d \cdot 24^d)^{2/d} = n^{1-2/d} 48^2$$

into a Chernoff-Hoeffding bound (4.1) on n pairs in a matching, as in the proof of Lemma 4.1, where X_j represents the contribution to the discrepancy of pair $(p_j, p_{j'}) \in M^*$ and $d_\chi(P, K) = |\sum_j X_j|$. Then

$$\Pr[d_\chi(P, K) > \alpha] \leq 2 \exp \left(\frac{-2\alpha^2}{\sum_j \Delta_j^2} \right) \leq 2 \exp \left(\frac{-\alpha^2}{n^{1-2/d} 1152} \right).$$

Setting $\alpha = n^{1/2-1/d} 24\sqrt{2 \ln(2/\delta)}$ reveals $\Pr[d_\chi(P, K) > n^{1/2-1/d} 24\sqrt{2 \ln(2/\delta)}] \leq \delta$. \square

In \mathbb{R}^2 we can show the expected discrepancy for any one kernel as independent of n .

Corollary 4.3. *In \mathbb{R}^2 , for any kernel $K \in \mathcal{G}$, we have $\Pr[d_\chi(P, K) > 32.5] \leq 4/5$ and $\Pr[d_\chi(P, K) > 34\sqrt{\ln(2/\delta)}] \leq \delta$ for any $\delta > 0$.*

4.1 From a Single Kernel to a Range Space, and to ε -Samples

Corollaries 4.1, 4.2, and 4.3 imply there exists a coloring with discrepancy at most 5.5, 11, or 32.5 for an arbitrary choice of $K \in \mathcal{T}$ or \mathcal{E} or \mathcal{G} , respectively, and gives a randomized algorithm to construct such a coloring that does not use information about the kernel. But this does not yet imply small discrepancy for all choices of $K \in \mathcal{S}_\sigma$ or \mathcal{G} simultaneously. To do so, we show we only need to consider a polynomial in n number of kernels, and then show that the discrepancy is bounded for all of them.

Note for binary range spaces, this result is usually accomplished by deferring to VC-dimension ν , where there are at most n^ν distinct subsets of points in the ground set that can be contained in a range. Unlike for binary range spaces, this approach does not work for kernel range spaces since even if the same set $P_x \subset P$ have non-zero $K(x, p)$ for $p \in P_x$, their discrepancy $d_\chi(P, K_x)$ may change by recentering the kernel to x' such that $P_x = P_{x'}$. Instead, we use the bounded slope (with respect to the size of the domain) of the kernel.

For a kernel $K \in \mathcal{S}_\sigma$ or \mathcal{G} , let $B_{x,n} = \{p \in \mathbb{R}^d \mid K(x, p) > 1/n\}$.

Lemma 4.3. *For any $x \in \mathbb{R}^d$, $\text{vol}_d(B_{x,n}) < V_d$ for \mathcal{S}_σ and $\text{vol}_d(B_{x,n}) = V_d(\ln(2n))^{d/2}$ for \mathcal{G} .*

Proof. For \mathcal{S}_σ , clearly $B_{x,n} \subset B_x = \{p \in \mathbb{R}^d \mid K(x, p) > 0\}$, and $\text{vol}_d(B_x) = V_d$.

For \mathcal{G} , when $k(z) = 1/n$ for $z = \sqrt{\ln(2n)}$, and a ball of radius $\sqrt{\ln(2n)}$ has d -dimensional volume $V_d(\sqrt{\ln(2n)})^d$. \square

Theorem 4.1. *In \mathbb{R}^d , for all $K \in \mathcal{S}_\sigma$ or \mathcal{G} , and a value $C_{n,\delta} = O(n^{1/2-1/d}\sqrt{\log(n/\delta)})$, we can choose a coloring χ such that for $\Pr[d_\chi(P, K) > C_{n,\delta}] \leq \delta$ for any $\delta > 0$.*

Proof. Each $p \in P$ corresponds to a ball $B_{p,n}$ where $K(p, \cdot) > 1/n$. Let $U = \bigcup_{p \in P} B_{p,n}$. For any $q \notin U$, then $\sum_{p \in P} K(p, q) \leq 1$, and thus $d_\chi(P, K) \leq 1$; we can ignore these points.

Also, by Lemma 4.3, the d -dimensional volume of U is at most $V_d n$ for \mathcal{S}_σ and at most $V_d n(\ln(2n))^{d/2}$ for \mathcal{G} . We can then cover U with a net N_τ such that for each $x \in U$, there exists some $q \in N_\tau$ such that $\|x - q\| \leq \tau$. Based on the d -dimensional volume of U , there exists such a net of size $|N_\tau| \leq \tau^d V_d n$ for \mathcal{S}_σ and $|N_\tau| \leq \tau^d V_d n(\ln(2d))^{d/2}$ for \mathcal{G} .

The maximum slope of a kernel $K \in \mathcal{G}$ is $\sigma = 1$. Then, if for $q \in N_\tau$, if $d_\chi(P, K_q) \leq D$, then any point $x \in \mathbb{R}^d$ has discrepancy at most $d_\chi(P, K_x) \leq D + \max\{1, \tau n \sigma\}$. In the max the 1 term covers points outside of U , and the $\tau n \sigma$ is due to the properties of the net, and since if the kernel of each of n points is perturbed by at most τ , then the kernel value changes by at most σ . Setting, $\tau = 1/n\sigma$ it follows that $d_\chi(P, K_x) \leq D + 1$ for any $x \in \mathbb{R}^d$. Thus for this condition to hold, it suffices for $|N_q| = n^{d+1}\sigma^d V_d$ for \mathcal{S}_σ and $|N_q| = n^{d+1}V_d(\ln(2n))^{d/2}$ for \mathcal{G} .

Setting the probability of failure in Lemma 4.1 to δ' for each such kernel to $\delta' = \Omega(\delta/|N_\tau|)$ implies that for some value $C_{n,\delta} = n^{1/2-1/d}\sigma 2^{5/2}\sqrt{\ln(2/\delta')} + 1 = O(n^{1/2-1/d}\sqrt{\log(n/\delta)})$, for \mathcal{S}_σ and \mathcal{G} , the $\Pr[d_\chi(P, \mathcal{T}) > C_{n,\delta}] \leq \delta$. \square

To transform this discrepancy algorithm into one for ε -samples, we repeat it successfully $O(\log(\varepsilon n))$ times. Thus to achieve success probability ϕ we set $\delta = \phi / \log(\varepsilon n)$ above, and get a discrepancy of at most $\sqrt{2 \log(\frac{n}{\phi} \log n)}$ with probability $1 - \phi$. Via [29], this implies the following corollary and Theorem 1.1.

Corollary 4.4. *For any $P \subset \mathbb{R}^d$, for any class \mathcal{K} of σ -bounded kernels or Gaussian kernels, we can efficiently create an ε -sample of size $O((1/\varepsilon)\sqrt{\log(1/\varepsilon\phi)})$ for (P, \mathcal{K}) , with probability at least $1 - \phi$.*

5 Extensions

5.1 Bandwidth Scaling

A common topic in kernel density estimates is fixing the integral under the kernel (usually at 1) and the “bandwidth” w is scaled. For a shift-and-rotation-invariant kernel, where the default kernel k has bandwidth 1, a kernel with bandwidth w is written $k_w(z) = (1/w^d)k(z/w)$.

Our results do not hold for arbitrarily small bandwidths, because then $k_w(0)$ becomes arbitrarily large as w shrinks; see Section 5.2. However, fix W as some large constant, and consider all kernels \mathcal{K}_W with bandwidth $w \leq W$. We can construct an ε -sample of size $O((1/\varepsilon)^{1/2-1/d} \sqrt{\log(1/\varepsilon\delta)})$ for (P, \mathcal{K}_W) . The observation is that changing w to w' where $|w - w'| < \eta$ affects $d_\chi(P, k_w)$ by at most $O(n\eta^{d+1})$ since σ and W are assumed constant. Thus we can expand N_τ by a factor of $O(n^{d+1} \log n)$; for each $x \in N_\tau$ consider $O(n^{d+1} \log n)$ different bandwidths decreasing geometrically by $(1 - \sigma/n^{d+1})$ to $1/n$. N_τ is still $\text{poly}(n)$, and hence Theorem 4.1 still holds for \mathcal{K}_W in place of some $\mathcal{K} \in \{\mathcal{S}_\sigma, \mathcal{G}\}$.

Another perspective in bandwidth scaling is how it affects the constants in the bound directly. The main discrepancy results (Theorem 4.1) would have a discrepancy bound $O(r\sigma n^{1/2-1/d} \sqrt{d \log(n/\delta)})$ where r is the radius of a region of the kernel that does not have a sufficiently small $K(p, \cdot)$ value, and σ is the maximum slope. Note that $k(0) \leq r\sigma$. Assume σ and r represent the appropriate values when $w = 1$, then $\sigma_w = \sigma/w^d$ and $r_w = rw$ so $r_w\sigma_w = r\sigma/w^{d-1}$. Thus as the bandwidth decreases, the discrepancy bound increases as a rate inversely proportional to the $(d-1)$ th power.

Alternatively we can fix $k(0) = 1$ and scale $k_s(z) = k(z/s)$. This trades off $r_s = rs$ and $\sigma_s = \sigma/s$, so $r_s\sigma_s = r\sigma$ is fixed for any value s . Again, we can increase N_τ by a factor $O(n \log n)$ and cover all values s .

5.2 Lower Bounds

We state here a few straight-forward lower bounds. These results are not difficult, and are often left implied, but we provide them here for completeness.

Random sampling. We can show that in \mathbb{R}^d for a constant d , a random sample of size $O((1/\varepsilon^2) \log(1/\delta))$ is an ε -sample for all shift-invariant, non-negative, non-increasing kernels (via the improved bound [24] on VC-dimension-bounded range spaces [36] since they describe super-level sets of these kernels using [20]). We can also show that we cannot do any better, even for one kernel $K(x, \cdot)$. Consider a set P of n points where $n/2$ points P_a are located at location a , and $n/2$ points P_b are located at location b . Let $\|a - b\|$ be large enough that $K(a, b) < 1/n^2$ (for instance for $K \in \mathcal{T}$ let $K(a, b) = 0$). Then for an ε -sample $S \subset P$ of size k , we require that $S_a \subset P_a$ has size k_a such that $|k_a - k/2| < \varepsilon k$. The probability (via Proposition 7.3.2 [27] for $\varepsilon \leq 1/8$)

$$\Pr[|P_a| \geq k/2 + \varepsilon k] \geq \frac{1}{15} \exp(-16(\varepsilon k)^2/k) \geq \frac{1}{15} \exp(16\varepsilon^2 k) \geq \delta.$$

Solving for k reveals $k \leq (1/16\varepsilon^2) \ln(1/15\delta)$. Thus if $k = o((1/\varepsilon^2) \log(1/\delta))$ the random sample will have more than δ probability of having more than ε -error.

Requirement of $1/\varepsilon$ points for ε -samples. Consider a set P where there are only $t = \lceil 1/\varepsilon \rceil - 1$ distinct locations of points, each containing $|P|/t$ points from P . Then we can consider a range for each of the distinct points that contains only those points (or a kernel that $K(x_i, 0)$ for $i \in [t]$ that is non-zero (or very small) for only the points in the i th location. Thus if any distinct location in P is not represented in the ε -sample S , then the query on the range/kernel registering just those points would have error greater than ε . Thus an ε -sample must have size at least $\lceil 1/\varepsilon \rceil - 1$.

Minimum ε -sample for balls. We can achieve a lower bound for the size of ε -samples in terms of ε for any range space (P, \mathcal{A}) by leveraging known lower bounds from discrepancy. For instance, for (P, \mathcal{B}) it is known (see [25] for many such results) that there exists points sets $P \subset \mathbb{R}^d$ of size n such that $d(P, \mathcal{B}) > \Omega(n^{1/2-1/2d})$. To translate this to a lower bound for the size of an ε -sample S on (P, \mathcal{B}) we follow a technique outlined in Lemma 1.6 [25]. An ε -sample of size $n/2$ implies for an absolute constant C that

$$Cn^{1/2-1/2d} \leq d(P, \mathcal{B}) \leq \varepsilon n.$$

Hence, solving for $n/2$ (the size of our ε -sample) in terms of ε reveals that $|S| = n/2 \geq (1/2)(C/\varepsilon)^{2d/(d+1)}$. Hence for ε small enough so $|S| \geq n/2$ reveals that the size of the ε -sample for (P, \mathcal{B}) is $\Omega(1/\varepsilon^{2d/(d+1)})$.

Delta kernels. We make the assumption that $K(x, x) = 1$, if instead $K(x, x) = \eta$ and η is arbitrarily large, then the discrepancy $d(P, K) = \Omega(\eta)$. We can place one point $p \in P$ far enough from all other points $p' \in P$ so $K(p, p')$ is arbitrarily small. Now $d_\chi(P, K(p, \cdot))$ approaches η , no matter whether $\chi(p) = +1$ or $\chi(p) = -1$.

5.3 Future Directions

Deterministic algorithm. We believe we should be able to make this algorithm deterministic using iterative reweighing of the $\text{poly}(n)$ kernels in N_τ . We suspect in \mathbb{R}^2 this would yield discrepancy $O(\log n)$ and an ε -sample of size $O((1/\varepsilon) \log(1/\varepsilon))$.

Improved high-dimensional bounds. We are not sure that the bounds in \mathbb{R}^d for $d > 2$ require super-linear in $1/\varepsilon$ size ε -samples. The polynomial increase is purely from Jensen's inequality. Perhaps a matching that minimizes sum of lengths to the d th or $(d/2)$ th power will yield better results, but these are harder to analyze because the dual variables do not necessarily corresponds to *non-overlapping* balls. Furthermore, we have not attempted to optimize any constants, and suspect some the concrete bounds in \mathbb{R}^2 could be easily lowered.

Other kernels. We provide results for classes of σ -bounded kernels \mathcal{S}_σ , Gaussian kernels \mathcal{G} , and ball kernels \mathcal{B} . In fact this covers all classes of kernels described on the Wikipedia page on statistical kernels: [http://en.wikipedia.org/wiki/Kernel_\(statistics\)](http://en.wikipedia.org/wiki/Kernel_(statistics)). However, we believe we should in principal be able to extend our results to all shift-invariant kernels with bounded slope. This can include kernels which may be negative (such as the *sinc* or *trapezoidal* kernels [14, 16]) and have nice L_2 KDE approximation properties. These non-negative kernels cannot use the ε -sample result from [20] because their super-level sets have unbounded VC-dimension since $k(z) = 0$ for infinitely many disjoint value of z .

Approximate matching. Edmond's min-cost matching algorithm runs in $O(n^3)$ time in \mathbb{R}^d and Varadarajan's improvement [37] runs in $O(n^{1.5} \log^5 n)$ in \mathbb{R}^2 . However, ε -approximate algorithms [38] run in $O((n/\varepsilon^3) \log^6 n)$ in \mathbb{R}^2 . As this result governs the runtime for computing a coloring, and hence an ε -sample, it would be interesting to see if even a constant-factor approximation could attain the same asymptotic discrepancy results.

References

- [1] Pankaj K. Agarwal, Alon Efrat, and Micha Sharir. Vertical decomposition of shallow levels in 3-dimensional arrangements and its applications. *SIAM Journal of Computing*, (912–953), 2000.
- [2] Hüseyin Akcan, Alex Astashyn, and Hervé Brönnimann. Deterministic algorithms for sampling count data. *Data & Knowledge Engineering*, 64:405–418, 2008.
- [3] Noga Alon. A non-linear lower bound for planar epsilon-nets. In *Proceedings 51st Annual IEEE Symposium on Foundations of Computer Science*, 2010.
- [4] Noga Alon, Shai Ben-David, Nocolò Cesa-Bianchi, and David Haussler. Scale-sensitive dimensions, uniform convergence, and learnability. *Journal of ACM*, 44:615–631, 1997.
- [5] Boris Aronov, Esther Ezra, and Micha Sharir. Small-size epsilon-nets for axis-parallel rectangles and boxes. *SIAM Journal of Computing*, 39:3248–3282, 2010.
- [6] Nikhil Bansal. Constructive algorithms for discrepancy minimization. In *Proceedings 51st Annual IEEE Symposium on Foundations of Computer Science*, pages 407–414, 2010.
- [7] Peter L. Bartlett, Philip M. Long, and Robert C. Williamson. Fat-shattering and the learnability of real-valued functions. *Journal of Computer and System Sciences*, 52(3):434–452, 1996.
- [8] Anselm Blumer, A. Ehrenfeucht, David Haussler, and Manfred K. Warmuth. Learnability and the Vapnik-Chervonenkis dimension. *Journal of ACM*, 36:929–965, 1989.
- [9] Bernard Chazelle. *The Discrepancy Method*. Cambridge, 2000.
- [10] Bernard Chazelle. The convergence of bird flocking. In *Proceedings 26th Annual Symposium on Computational Geometry*, 2010.
- [11] Bernard Chazelle and Jiri Matousek. On linear-time deterministic algorithms for optimization problems in fixed dimensions. *J. Algorithms*, 21:579–597, 1996.
- [12] Yutian Chen, Max Welling, and Alex Smola. Super-samples from kernel herding. In *Conference on Uncertainty in Artificial Intelligence*, 2010.
- [13] Edith Cohen, Graham Cormode, and Nick Duffield. Structure-aware sampling: Flexible and accurate summarization. In *Proceedings 37th International Conference on Very Large Data Bases*, 2011.
- [14] Luc Devroye and László Györfi. *Nonparametric Density Estimation: The L_1 View*. Wiley, 1984.
- [15] Luc Devroye, László Györfi, and Gábor Lugosi. *A Probabilistic Theory of Pattern Recognition*. Springer-Verlag, 1996.
- [16] Luc Devroye and Gábor Lugosi. *Combinatorial Methods in Density Estimation*. Springer-Verlag, 2001.
- [17] Jack Edmonds. Paths, trees, and flowers. *Canadian Journal of Mathematics*, 17:449–467, 1965.
- [18] Esther Ezra. A note about weak epsilon-nets for axis-parallel boxes in d-space. *Information Processing Letters*, 110:18–19, 2010.
- [19] David Haussler and Emo Welzl. epsilon-nets and simplex range queries. *Disc. & Comp. Geom.*, 2:127–151, 1987.

- [20] Sarang Joshi, Raj Varma Kommaraju, Jeff M. Phillips, and Suresh Venkatasubramanian. Comparing distributions and shapes using the kernel distance. In *27th Annual Symposium on Computational Geometry*, 2011.
- [21] Michael Kerns and Robert E. Shapire. Efficient distribution-free learning of probabilistic concepts. *Journal of Computer and System Sciences*, 48:464–497, 1994.
- [22] J. Komlós, János Pach, and Gerhard Woeginger. Almost tight bounds for epsilon nets. *Discrete and Computational Geometry*, 7:163–173, 1992.
- [23] Harold W. Kuhn. The Hungarian method for the assignment problem. *Naval Research Logistics Quarterly*, 2:83–97, 1955.
- [24] Yi Li, Philip M. Long, and Aravind Srinivasan. Improved bounds on the samples complexity of learning. *J. Comp. and Sys. Sci.*, 62:516–527, 2001.
- [25] Jiri Matousek. *Geometric Discrepancy; An Illustrated Guide*. Springer, 1999.
- [26] Jiri Matoušek, Raimund Seidel, and Emo Welzl. How to net a lot with a little: Small ε -nets for disks and halfspaces. In *Proceedings 6th Annual ACM Symposium on Computational Geometry*, 1990.
- [27] Jiří Matoušek and Jan Vondrak. The probabilistic method (lecture notes). <http://kam.mff.cuni.cz/~matousek/prob-ln.ps.gz>, March 2008.
- [28] János Pach and Gábor Tardos. Tight lower bounds for the size of epsilon-nets. In *Proceedings 27th Annual Symposium on Computational Geometry*, 2010.
- [29] Jeff M. Phillips. Algorithms for ε -approximations of terrains. In *ICALP*, 2008.
- [30] Matteo Riondato, Mert Akdere, Ugur Cetintemel, Stanley B. Zdonik, and Eli Upfal. The VC-dimension of queries and selectivity estimation through sampling. Technical report, arXiv:1101.5805, 2011.
- [31] David W. Scott. *Multivariate Density Estimation: Theory, Practice, and Visualization*. Wiley, 1992.
- [32] Bernard W. Silverman. *Density Estimation for Statistics and Data Analysis*. Chapman & Hall/CRC, 1986.
- [33] S. Suri, C. Toth, and Y. Zhou. Range counting over multidimensional data streams. *Discrete and Computational Geometry*, 36(4):633–655, 2006.
- [34] Pravin M. Vaidya. Geometry helps in matching. *SIAM Journal of Computing*, 18:1201–1225, 1989.
- [35] Vladimir Vapnik. Inductive principles of the search for empirical dependencies. In *Proceedings of the Second Annual Workshop on Computational Learning Theory*, pages 3–21, 1989.
- [36] Vladimir Vapnik and Alexey Chervonenkis. On the uniform convergence of relative frequencies of events to their probabilities. *The. of Prob. App.*, 16:264–280, 1971.
- [37] Kasturi R. Varadarajan. A divide-and-conquer algorithm for min-cost perfect matching in the plane. In *Proceedings 39th IEEE Symposium on Foundations of Computer Science*, 1998.
- [38] Kasturi R. Varadarajan and Pankaj K. Agarwal. Approximation algorithms for bipartite and non-bipartite matching in the plane. In *Proceedings 10th ACM-SIAM Symposium on Discrete Algorithms*, 1999.