

Performance Analysis of Hybrid Relay Selection in Cooperative Wireless Systems

Tianxi Liu, Lingyang Song, *Member, IEEE*, Yonghui Li, *Senior Member, IEEE*, Qiang Huo and Bingli Jiao, *Member, IEEE*

Abstract

The hybrid relay selection (HRS) scheme, which adaptively chooses amplify-and-forward (AF) and decode-and-forward (DF) protocols, is very effective to achieve robust performance in wireless networks. This paper analyzes the frame error rate (FER) of the HRS scheme in general cooperative wireless networks without and with utilizing error control coding at the source node. We first develop an improved signal-to-noise ratio (SNR) threshold-based FER approximation model. Then, we derive an analytical average FER expression as well as an asymptotic expression at high SNR for the HRS scheme and generalize to other relaying schemes. Simulation results are in excellent agreement with the theoretical analysis, which validates the derived FER expressions.

Index Terms

Hybrid relay selection, frame error rate, SNR threshold-based approximation, cooperative communications.

I. INTRODUCTION

Cooperative relaying has been shown to be an effective technique to improve the system performance in wireless networks by allowing users to cooperate with each other in their transmissions. Two of the most typical cooperative schemes are amplify-and-forward (AF) and decode-and-forward (DF). The performance of AF protocol is mainly limited by the noise amplified at the relay during the forwarding process, especially at low SNR. The performance of DF will be degraded when the relay fails to decode the received signals correctly and the

Tianxi Liu, Lingyang Song, Qiang Huo and Bingli Jiao are with the State Key Laboratory of Advanced Optical Communication Systems and Networks, School of Electronics Engineering and Computer Science, Peking University, Beijing, China, 100871. e-mail: tianxi.liu@gmail.com; lingyang.song@pku.edu.cn; qiang.huo@pku.edu.cn; jiaobl@pku.edu.cn.

Yonghui Li is with the University of Sydney, Sydney, NSW 2006, Australia e-mail: lyh@ieee.org.

process of decoding and re-encoding will cause serious error propagation. To overcome these limitations, various cooperative schemes have been reported, such as signal-to-noise-ratio (SNR) threshold based selective DF [1]–[4], cooperative-maximum-ratio-combining based DF [5], [6], decode-amplify-forward (DAF) [7], [8], link adaptive relaying DF [9]–[11] and log-likelihood-ratio (LLR) threshold based selective DF [12], [13], etc.

Recently, the hybrid relaying protocol (HRP) has received a lot of attention. It adaptively combines the merits of both DF and AF by forwarding *clean* packets in DF if decodes correctly and forwarding *soft* represented packets in AF if decodes incorrectly) [7], [14]–[18]. Its performance can be further improved by incorporating relay selection in HRP, which is referred to as hybrid relay selection (HRS) [14]–[24]. In the HRS scheme, for each transmission, all relays are divided into two groups, a DF group and an AF group. A relay is included either into the DF group if it decodes correctly or into the AF group if it decodes incorrectly. The destination node selects a single optimal relay node with maximum destination SNR from either the DF group or the AF group to forward the packet.

Although the principle of the HRS scheme is simple, the calculation of the analytical FER is non-trivial even for single-relay cooperative networks. Therefore, most earlier work have been focusing on the approximate average FER analysis. Nonetheless, still very limited results have been reported in the literature so far. In [16], Souryal analyzed the FER of single-relay networks using hybrid forward scheme in block Rayleigh fading channel. In [17], [21], Li proposed the hybrid relay selection scheme by combining hybrid forwarding and relay selection. In [22], Song extended the HRS scheme with differential modulation. Only very loose upper bounds were provided for the FER of the HRS scheme. In [25], the authors mainly analyze the FER of the all-participate scheme without relay selection, where all relays participate in forwarding signals from the source.

In this paper, we derive the analytical FER of the HRS scheme in general cooperative wireless networks with and without applying convolutional coding at the source node. The contribution of this paper is threefold: 1) we develop an improved SNR threshold-based FER approximation model, which is simple and accurate for general diversity systems, and obtain the SNR threshold in an analytical expression; 2) we derive an analytical approximate average FER expression, and its simplified asymptotic FER expression at high SNRs for the HRS scheme; 3) we generalized the derived theoretical FER expressions to other relaying schemes, e.g. the AF-RS scheme and the PDF-RS scheme.

The rest of the paper is organized as follows: We describe the system model and the HRS

scheme in Section II. In Section III, we develop an improved SNR-threshold based FER approximation model based on cumulative distribution functions (CDF). In Section IV, we derive the analytical approximate and asymptotic FER expression at high SNRs of the HRS scheme. In Section V, we present some numerical simulation results. And in Section VI, we draw the main conclusions.

Notation: Boldface lower-case letters denote vectors. \mathcal{Z}_n represents the n -dimensional binary space $\{0, 1\}^n$. For a random variable X , $Pr(\cdot)$ denotes its probability, $f_X(\cdot)$ denotes its probability density function (PDF), $F_X(\cdot)$ is its CDF, and $\mathbb{E}[X]$ represents its expectation. $X \sim \mathcal{CN}(0, \Omega)$ is a circular symmetric complex Gaussian variable with a zero mean and variance Ω . $Q(x)$ denotes the Q -function, i.e. $Q(x) = \frac{1}{\sqrt{2\pi}} \int_x^\infty e^{-t^2/2} dt$.

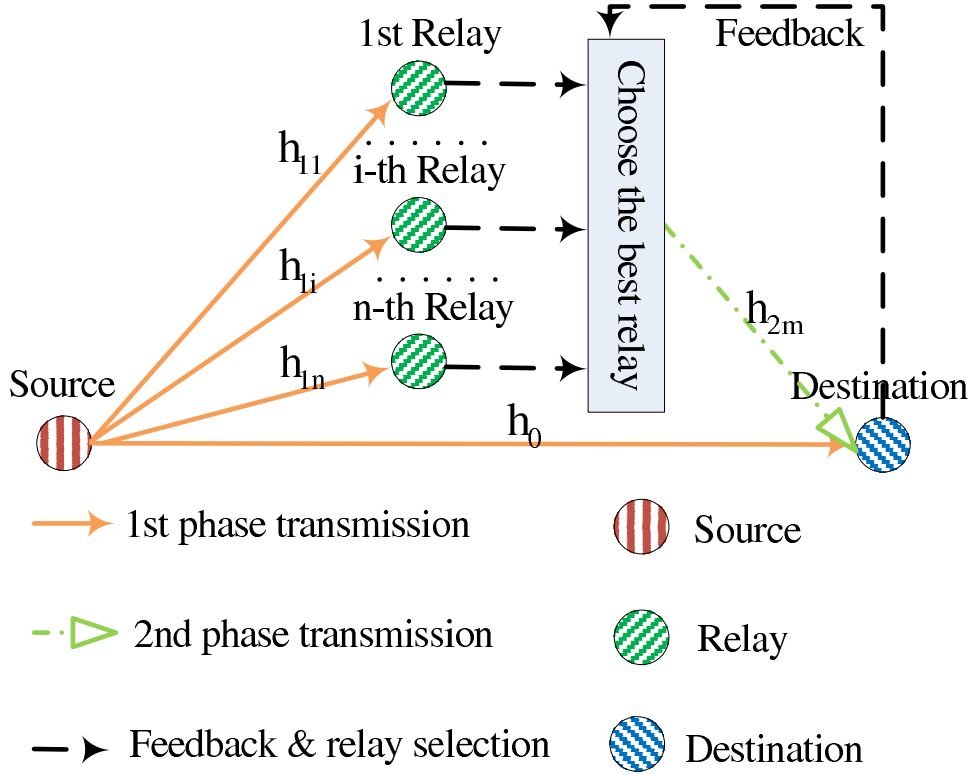


Fig. 1. Diagram of the cooperative wireless system with the HRS scheme.

II. SYSTEM MODEL AND THE HRS SCHEME

In this paper, we consider a general 2-hop relay network, as shown in Fig. 1, consisting of one source node, n relay nodes and one destination node. The link between any two nodes is modeled as a block Rayleigh fading channel with additive white Gaussian noise (AWGN),

where the fading coefficients of the channels are fixed within one frame and vary independently from one frame to another.

h_0 , $h_{1,i}$, and $h_{2,i}$ are the fading coefficients of the channels from the source node to the destination node, from the source node to the i -th relay node, and from the i -th relay node to the destination node, respectively. We assume $h_0 \sim \mathcal{CN}(0, \Omega_0)$, $h_{1i} \sim \mathcal{CN}(0, \Omega_{1i})$, and $h_{2,i} \sim \mathcal{CN}(0, \Omega_{2i})$. Similarly, n_0 , n_{1i} and n_{2i} are the corresponding additive Gaussian noises. We assume $n_0 \sim \mathcal{CN}(0, N_0)$, $n_{1i} \sim \mathcal{CN}(0, N_0)$, and $n_{2i} \sim \mathcal{CN}(0, N_0)$. Without loss of generality, we consider that all the nodes transmit with the same power \mathcal{E} . In addition, all channel state information (CSI) needed for decoding is available at the relay nodes and the destination node.

We assume that each terminal in the network is equipped with a single antenna working in the half-duplex mode. We consider an orthogonal transmission scheme in which only one terminal is allowed to transmit at each time slot. Therefore, one frame transmission in the HRS scheme consists of two phases:

A. The First Phase

The source node broadcasts the transmit signals with length L , denoted by \mathbf{s} , to both the destination node and all of the relay nodes. The received signals at the destination node and the i -th relay node, denoted by \mathbf{y}_0 and \mathbf{y}_{1i} , are $\mathbf{y}_0 = \sqrt{\mathcal{E}}h_0\mathbf{s} + \mathbf{n}_0$, and $\mathbf{y}_{1i} = \sqrt{\mathcal{E}}h_{1i}\mathbf{s} + \mathbf{n}_{1i}$, respectively. Then the corresponding instantaneous SNRs can be calculated as

$$\gamma_0 = \frac{\mathbb{E}(|\sqrt{\mathcal{E}}h_0\mathbf{s}|^2)}{\mathbb{E}(|\mathbf{n}_0|^2)} = \frac{\mathcal{E}}{N_0}|h_0|^2 = \bar{\gamma}|h_0|^2,$$

and

$$\gamma_{1i} = \frac{\mathcal{E}}{N_0}|h_{1i}|^2 = \bar{\gamma}|h_{1i}|^2,$$

respectively, where $\mathbb{E}(|\mathbf{s}|^2) = L$, $\mathbb{E}(|\mathbf{n}|^2) = LN_0$, and $\bar{\gamma}$ is defined as

$$\bar{\gamma} \triangleq \frac{\mathcal{E}}{N_0}.$$

B. The Second Phase

In the second phase, every relay node first decodes its receive signals. Then it is assigned to either the AF group \mathcal{G}_{AF} or the DF group \mathcal{G}_{DF} according to its CRC checking result. If the CRC checking result is correct, the relay node is included into \mathcal{G}_{DF} , otherwise, it is

included into \mathcal{G}_{AF} . As a result, the instantaneous destination SNR of the link through the i -th relay node, denoted by γ_i , can be expressed as

$$\gamma_i = \begin{cases} \frac{\gamma_{1i}\gamma_{2i}}{\gamma_{1i}+\gamma_{2i}+1}, & \text{if } i \in \mathcal{G}_{AF}, \\ \gamma_{2i}, & \text{if } i \in \mathcal{G}_{DF}, \end{cases} \quad (1)$$

where γ_{2i} represents the instantaneous SNR of the link between the i -th relay node and the destination node, which is given by

$$\gamma_{2i} = \frac{\mathcal{E}}{N_0} |h_{2i}|^2 = \bar{\gamma} |h_{2i}|^2.$$

Then, the destination node selects the relay node with maximum SNR γ_m to transmit at the second phase

$$\gamma_m = \max_{1 \leq i \leq n} \{\gamma_i\}. \quad (2)$$

The selected relay node m transmits through AF if $m \in \mathcal{G}_{AF}$ and using DF if $m \in \mathcal{G}_{DF}$. Finally, the destination combines the signals received at both phases by maximal ratio combining (MRC) to decode. After MRC, the effective SNR of the received signal, denoted by γ_{HRS} , is calculated as

$$\gamma_{HRS} = \gamma_0 + \gamma_m. \quad (3)$$

The selection process in the HRS scheme is exactly the same as in the conventional AF or DF selection schemes and does not add any extra complexity in system implementation. The only requirement for the HRS scheme is that each relay needs send one bit indicator to inform the destination if it uses AF or DF protocol. Destination then calculates the overall received SNR from each relay accordingly and selects the best relay with largest SNR.

For simplicity, we define λ_0 , λ_{1i} and λ_{2i} as:

$$\lambda_0 = \frac{1}{\bar{\gamma}\Omega_0}, \lambda_{1i} = \frac{1}{\bar{\gamma}\Omega_{1i}}, \lambda_{2i} = \frac{1}{\bar{\gamma}\Omega_{2i}}. \quad (4)$$

III. AN IMPROVED SNR THRESHOLD-BASED FER APPROXIMATION MODEL

In this section, we develop an improved SNR threshold-based FER approximation model for general diversity systems.

We first describe the SNR threshold-based FER approximation model in Subsection III-A, in Subsection III-B, some earlier approaches are presented, and then we propose an improved criterion to calculate the SNR threshold in Subsection III-C.

A. Introduction of the SNR threshold-based FER approximation model

The average FER over a block fading channel, denoted by \bar{P}_f , can be computed by integrating the instantaneous FER over AWGN channel, represented by $P_f^G(\gamma)$, over the fading distribution [26]

$$\bar{P}_f(\bar{\gamma}) = \int_0^\infty P_f^G(\gamma) f_\gamma(\gamma, \bar{\gamma}) d\gamma, \quad (5)$$

where γ and $\bar{\gamma}$ denote the instantaneous and average SNR, and $f_\gamma(\cdot)$ denotes the PDF of γ .

Although (5) is an exact expression for \bar{P}_f , its closed-form expression is difficult to evaluate. By assuming the instantaneous FER is 1 when instantaneous SNR γ is below a threshold γ_t , otherwise it is 0:

$$P_f^G(\gamma|\gamma \leq \gamma_t) \approx 1 \text{ and } P_f^G(\gamma|\gamma > \gamma_t) \approx 0,$$

the average FER can be rewritten as

$$\begin{aligned} \bar{P}_f &= \int_0^{\gamma_t} P_f^G(\gamma) f_\gamma(\gamma, \bar{\gamma}) d\gamma + \int_{\gamma_t}^\infty P_f^G(\gamma) f_\gamma(\gamma, \bar{\gamma}) d\gamma \\ &\approx \int_0^{\gamma_t} f_\gamma(\gamma, \bar{\gamma}) d\gamma = F_\gamma(\gamma_t, \bar{\gamma}), \end{aligned} \quad (6)$$

where $f_\gamma(\cdot)$ and $F_\gamma(\cdot)$ are the PDF and CDF of γ , respectively.

Note that, according to the approximation model, the analytical FER can be calculated as an outage probability, and thus, the accuracy is mainly determined by the SNR threshold selection.

B. Some Existing SNR Threshold Approaches

In [27], El Gamal and Hammons demonstrated the SNR threshold-based FER approximation model for iteratively decoded systems employing turbo codes. And the optimal SNR threshold has been proved to coincide with the convergence threshold of the iterative turbo decoder.

Recently, in [28], [29], Chatzigeorgiou extended this model to non-iterative coded and uncoded systems. To get the optimal SNR threshold, proper error criterion should be used. In [28], [29], the *minimum absolute error sum criterion* is adopted to minimize the sum of absolute error

$$\gamma_t = \arg \min \left\{ \int_0^\infty |\bar{P}_f(\bar{\gamma}) - F_\gamma(\gamma_t, \bar{\gamma})| d\bar{\gamma} \right\},$$

where $\bar{\gamma}$ is the average SNR, and the SNR threshold can be calculated as

$$\gamma_t = \left(\int_0^\infty \frac{1 - P_f^G(\gamma)}{\gamma^2} d\gamma \right)^{-1}. \quad (7)$$

However, the model on the basis of the *minimum absolute error sum criterion* might not be sufficiently accurate since it does not consider the fact that FER decreases more quickly at high SNR region in high diversity order systems. Hence, it can be improved.

C. Model improvement and the SNR threshold result

In this subsection, we propose an improved SNR threshold-based FER approximation model for the general diversity systems. The improvements are twofold.

Firstly, taking into account the fact that the FER decreases quickly when SNR increases, *minimum absolute relative error sum criterion*, which minimizing the sum of absolute *relative* error, can be adopted

$$\gamma_t = \arg \min \left\{ \int_0^\infty \left| \frac{\bar{P}_f(\bar{\gamma}) - F_\gamma(\gamma_t, \bar{\gamma})}{\bar{P}_f(\bar{\gamma})} \right| d\bar{\gamma} \right\}. \quad (8)$$

As Eq. (8) is difficult to solve, we instead use a suboptimal error criterion. Reasonably, suppose $\min \left\{ \int_0^\infty \left| \frac{\bar{P}_f(\bar{\gamma}) - F_\gamma(\gamma_t, \bar{\gamma})}{\bar{P}_f(\bar{\gamma})} \right| d\bar{\gamma} \right\} < \infty$ and notice that the integration in Eq. (8) is from 0 to ∞ , and then, the absolute relative error should approach zero when $\bar{\gamma} \rightarrow \infty$:

$$\begin{aligned} \gamma_t &= \arg \lim_{\bar{\gamma} \rightarrow \infty} \left\{ \left| \frac{\bar{P}_f(\bar{\gamma}) - F_\gamma(\gamma_t, \bar{\gamma})}{\bar{P}_f(\bar{\gamma})} \right| = 0 \right\} \\ &\approx \arg \lim_{\bar{\gamma} \rightarrow \infty} \left\{ \bar{P}_f(\bar{\gamma}) - F_\gamma(\gamma_t, \bar{\gamma}) = 0 \right\}. \end{aligned} \quad (9)$$

Otherwise, for a sufficiently big value T ($0 < T < \infty$) and a small enough value δ ($0 < \delta < \infty$), the absolute relative error can be greater than δ , i.e. $\left| \frac{\bar{P}_f(\bar{\gamma}) - F_\gamma(\gamma_t, \bar{\gamma})}{\bar{P}_f(\bar{\gamma})} \right| > \delta$, when $\bar{\gamma} > T$. Hence, the absolute relative error sum can't be minimized as it approaches infinity: $\int_0^\infty \left| \frac{\bar{P}_f(\bar{\gamma}) - F_\gamma(\gamma_t, \bar{\gamma})}{\bar{P}_f(\bar{\gamma})} \right| d\bar{\gamma} > \int_T^\infty \delta d\bar{\gamma} = \infty$.

Secondly, the SNR threshold should include the factor of the diversity order of general diversity systems. For example, in a Rayleigh fading channel, the CDF of SNR is $F_\gamma(\gamma, \bar{\gamma}) = 1 - e^{-\gamma/\bar{\gamma}}$, then $\lim_{\bar{\gamma} \rightarrow \infty} F_\gamma(\gamma, \bar{\gamma}) < \bar{\gamma}^{-1}\gamma$ and in a Nakagami- m fading channel, the CDF of SNR is given by: $F_\gamma(\gamma, \bar{\gamma}) = \frac{\Gamma(m, m\gamma/\bar{\gamma})}{\Gamma(m)}$, where $\Gamma(m)$ is the Gamma function, and $\Gamma(m, x)$ is the lower part incomplete Gamma function given by: $\Gamma(m, x) = \int_0^x t^{m-1} e^{-t} dt$, then using the fact that $\lim_{t \rightarrow 0} e^{-t} < 1$, we can get $\lim_{\bar{\gamma} \rightarrow \infty} F_\gamma(\gamma, \bar{\gamma}) < \Gamma(m)^{-1} \int_0^{\bar{\gamma}} (\frac{\gamma}{\bar{\gamma}})^{m-1} d\bar{\gamma} = \frac{1}{m\Gamma(m)(\bar{\gamma})^m} \gamma^m$.

Suppose for some diversity system with a diversity order of d , the CDF of SNR can be approximated in a form [29]–[31]:

$$\lim_{\bar{\gamma} \rightarrow \infty} F_{\gamma}(\gamma, \bar{\gamma}) \approx G(\bar{\gamma})\gamma^d, \quad (10)$$

where $G(\bar{\gamma})$ is a constant related to $\bar{\gamma}$.

Then, combining Eq. (5), Eq. (9) and Eq. (10), we can get the analytical SNR threshold for our improved model as

$$\begin{aligned} \gamma_{t,d} &\approx \arg \lim_{\bar{\gamma} \rightarrow \infty} \left\{ \int_0^{\infty} f_{\gamma}(\gamma, \bar{\gamma}) P_f^G(\gamma) d\gamma - G(\bar{\gamma})\gamma_t^d = 0 \right\} \\ &= \arg \lim_{\bar{\gamma} \rightarrow \infty} \left\{ \int_0^{\infty} G(\bar{\gamma}) d\gamma^{d-1} P_f^G(\gamma) d\gamma - G(\bar{\gamma})\gamma_t^d = 0 \right\} \\ &= \arg \lim_{\bar{\gamma} \rightarrow \infty} \left\{ \gamma_t^d = d \int_0^{\infty} \gamma^{d-1} P_f^G(\gamma) d\gamma \right\} \\ &\approx \left(d \int_0^{\infty} \gamma^{d-1} P_f^G(\gamma) d\gamma \right)^{1/d}. \end{aligned} \quad (11)$$

In uncoded systems, $P_f^G(\gamma)$ can be given in closed-form. For example, for linear modulation, $P_f^G(\gamma)$ can be approximated as [28]

$$P_f^G(\gamma) \approx 1 - (1 - Q(\sqrt{c\gamma}))^L, \quad (12)$$

where c is modulation constant ($c = 2$ for binary-phase-shift-keying (BPSK)), $Q(\cdot)$ is the Q function, L is the frame length. Substituting Eq. (12) into Eq. (11), we can get SNR threshold $\gamma_{t,d}$ for uncoded systems:

$$\gamma_{t,d} \approx \left(d \int_0^{\infty} \gamma^{d-1} \left(1 - (1 - Q(\sqrt{c\gamma}))^L \right) d\gamma \right)^{1/d}. \quad (13)$$

In coded systems, we can calculate Eq. (11) using numerical methods. We can first get $P_f^G(\gamma)$, i.e. the instantaneous FER for the scheme over AWGN channel, using Monte Carlo methods. When the SNR values $\gamma'_i, i = 1, 2, \dots, N$, are equally spaced with $\Delta\gamma$ and ordered, the following equivalent expression for discrete SNR values can be obtained

$$\gamma_{t,d} \approx \left(d \sum_{i=1}^N \gamma_i'^{d-1} P_f^G(\gamma'_i) \Delta\gamma \right)^{1/d}. \quad (14)$$

Note that when $c = 2$ (BPSK), $L = 1$, and $d = 1$, we can obtain $\gamma_{t,1} = \frac{1}{4}$ using Eq. (13) [32], and $\bar{P}_f = 1 - e^{-\frac{1}{4\bar{\gamma}}} \approx \frac{1}{4\bar{\gamma}}$, which is equivalent to the well known average BER of BPSK over Rayleigh fading channel at high SNR: $\bar{P}_b = \frac{1}{2}(1 - \frac{\bar{\gamma}}{1+\bar{\gamma}}) \approx \frac{1}{4\bar{\gamma}}$ [26].

If we consider a multiple-input multiple-output (MIMO) channel having N_T inputs and N_R outputs. The transmitter uses space-time block coding [33], while the receiver coherently

combines the $N = N_T N_R$ independent fading paths. If γ now corresponds to the instantaneous SNR at the output of the combiner, its probability distribution is given by [26], [29]:

$$f_{\bar{\gamma}}(\gamma) = \frac{\gamma^{N-1} e^{-\gamma/(\bar{\gamma}/N_T)}}{(\bar{\gamma}/N_T)^N (N-1)!},$$

where $\bar{\gamma}$ is the average SNR per receive antenna. Using the fact that $e^{-x} < 1$ ($x > 0$), the CDF of γ can be approximated as:

$$\begin{aligned} F_{\bar{\gamma}}(\gamma) &\approx \int_0^\gamma \frac{t^{N-1}}{(\bar{\gamma}/N_T)^N (N-1)!} dt \\ &= \frac{1}{(\bar{\gamma}/N_T)^N N!} \gamma^N \\ &= G(\bar{\gamma}) \gamma^N, \end{aligned}$$

where $G(\bar{\gamma}) = \frac{1}{(\bar{\gamma}/N_T)^N N!}$. So, we can obtain the SNR threshold $\gamma_{t,N}$ using above method, and the approximated FER of the system for MIMO quasistatic fading channels can then be approximated as [26], [29]

$$\begin{aligned} \bar{P}_f &\approx F_{\bar{\gamma}}(\gamma_{t,N}) \\ &\approx 1 - e^{-\gamma_{t,N} N_T / \bar{\gamma}} \sum_{k=0}^{N-1} \frac{(\gamma_{t,N} N_T / \bar{\gamma})^k}{k!} \\ &< \frac{1}{(\bar{\gamma}/N_T)^N N!} \gamma_{t,N}^N. \end{aligned}$$

So far, we have developed an improved SNR threshold-based FER approximation model for general diversity systems. In this model, FER is approximated as an outage probability as Eq. (6), the SNR threshold is given by Eq. (11) and can be calculated using Eq. (13) for uncoded systems and using Eq. (14) for coded systems.

IV. FER ANALYSIS OF THE HRS SCHEME

In this section, we perform the FER analysis of the HRS scheme in cooperative systems.

A. Analytical FER Analysis of the HRS Scheme

According to the proposed FER approximation model, a frame error only occurs if SNR is below the SNR threshold $\gamma_{t,d}$. Then, the average FER of the HRS scheme, denoted by \bar{P}_f , can be expressed as

$$\bar{P}_f = Pr(\gamma_{HRS} < \gamma_{t,d}), \quad (15)$$

where γ_{HRS} is the SNR of the HRS scheme and d is the diversity order of the cooperative system with the HRS scheme.

Hence, to get the FER for the HRS scheme, we merely need to derive the CDF of γ_{HRS} . Since the channels are Rayleigh block fading, the instantaneous SNR γ_{1i} is exponentially distributed. Then, the CDF of γ_{1i} is given by

$$F_{\gamma_{1i}}(\gamma_{t,1}) = 1 - e^{-\lambda_{1i}\gamma_{t,1}},$$

where $\lambda_{1i} = 1/\gamma_{1i}$ is defined in Eq. (4).

For simplicity, we introduce a vector variable \mathbf{z} , where

$$\mathbf{z} = [z_1, z_2, \dots, z_n], z_i = \begin{cases} 0, & \text{if } \gamma_{1i} \geq \gamma_{t,1}, \\ 1, & \text{if } \gamma_{1i} < \gamma_{t,1}. \end{cases}$$

In the HRS scheme, the i -th relay node is assigned to either \mathcal{G}_{DF} or \mathcal{G}_{AF} according to its SNR γ_{1i} . If $\gamma_{1i} \geq \gamma_{t,1}$ ($z_i = 0$) then $i \in \mathcal{G}_{DF}$, and if $\gamma_{1i} < \gamma_{t,1}$ ($z_i = 1$) then $i \in \mathcal{G}_{AF}$. By using the fact that for any value x , $x^0 = 1$, then the probability of z_i , denoted by $Pr(z_i)$, can be written as

$$\begin{aligned} Pr(z_i) &= [Pr(z_i = 0)]^{1-z_i} [Pr(z_i = 1)]^{z_i} \\ &= [Pr(\gamma_{1i} \geq \gamma_{t,1})]^{1-z_i} [Pr(\gamma_{1i} < \gamma_{t,1})]^{z_i} \\ &= [F_{\gamma_{1i}}(\gamma_{t,1})]^{z_i} [1 - F_{\gamma_{1i}}(\gamma_{t,1})]^{1-z_i}. \end{aligned}$$

Then, the CDF of γ_{HRS} is derived in Appendix A as

$$F_{\gamma_{HRS}}(\gamma_{t,d}) \approx \sum_{\mathbf{b} \in \mathcal{Z}_n, \mathbf{b} \neq \mathbf{0}} \mathcal{C}_1 \frac{\mathcal{C}_2(1 - e^{-\lambda_0 \gamma_{t,d}}) - \lambda_0(1 - e^{-\mathcal{C}_2 \gamma_{t,d}})}{\lambda_0 - \mathcal{C}_2}, \quad (16)$$

where $\mathbf{b} = \{b_i, i = 1, \dots, n\} \in \mathcal{Z}_n, b_i \in \{0, 1\}$, $\mathcal{C}_1 = (-1)^{\sum_{i=1}^n b_i}$ and $\mathcal{C}_2 = \sum_{i=1}^n b_i (\frac{\gamma_{t,1}}{\gamma_{t,d}} \lambda_{1i} + \lambda_{2i})$.

Substituting Eq. (16) into Eq. (15), we can obtain the FER for the HRS scheme

$$\bar{P}_f \approx \sum_{\mathbf{b} \in \mathcal{Z}_n, \mathbf{b} \neq \mathbf{0}} \mathcal{C}_1 \frac{\mathcal{C}_2(1 - e^{-\lambda_0 \gamma_{t,d}}) - \lambda_0(1 - e^{-\mathcal{C}_2 \gamma_{t,d}})}{\lambda_0 - \mathcal{C}_2}. \quad (17)$$

B. FER Simplification at High SNR

In this subsection, we derive the simplified FER for the HRS scheme at high SNR. At high SNR, $\bar{\gamma}_0$, $\bar{\gamma}_{1i}$ and $\bar{\gamma}_{2i}$ are large, then according to Eq. (4): $\lambda_0 = 1/\bar{\gamma}_0$, $\lambda_{1i} = 1/\bar{\gamma}_{1i}$ and

$\lambda_{2i} = 1/\bar{\gamma}_{2i}$ are small. Using the approximation that $1 - \exp(-x) \approx x$, when $x \rightarrow 0$, we can get the simplified CDF of γ_{HRS} at high SNR is given by

$$F_{\gamma_{HRS}}(\gamma_{t,d}) \approx \frac{\lambda_0 \gamma_{t,d}^{n+1}}{n+1} \prod_{i=1}^n \left(\frac{\gamma_{t,1}}{\gamma_{t,d}} \lambda_{1i} + \lambda_{2i} \right). \quad (18)$$

The proof of Eq. (18) is given at appendix B.

Substituting Eq. (18) into Eq. (15), we can obtain the simplified FER of the HRS scheme at high SNR

$$\bar{P}_f \approx \frac{(\gamma_{t,d})^{n+1}}{n+1} \lambda_0 \prod_{i=1}^n \lambda_{2i} \left(1 + \frac{\gamma_{t,1}}{\gamma_{t,d}} \frac{\lambda_{1i}}{\lambda_{2i}} \right), \quad (19)$$

where $\lambda_0 \prod_{i=1}^n (\lambda_{1i} + \lambda_{2i}) \propto (\bar{\gamma})^{-(n+1)}$, which indicates that the diversity order of $n+1$ can be achieved, $d = n+1$, $\gamma_{t,d} = \gamma_{t,n+1}$ and see also Eq. (26) for the last step.

The simplified FER is more intuitive and simple compared to the FER expression in Eq. (17). Note that both Eq. (17) and Eq. (19) are analytical approximate average FER expressions for the HRS scheme in cooperative networks. The calculation methods of parameters $\gamma_{t,1}$ and $\gamma_{t,d}$ are presented in Section III.

C. Extending to other Relaying Schemes

The FER results for the HRS scheme in Eq. (17) and Eq. (19) can be easily extended to the cooperative systems using the AF with relay selection (AF-RS) scheme [34] and the perfect DF with relay selection (PDF-RS) scheme [35]. In the AF-RS scheme, a single relay with the maximum source-relay-destination SNR will be selected to forward signals from the source to the destination using AF [34]. In the PDF-RS scheme, it assumes that all relay nodes can correctly decode the received signals and a single relay with the maximum relay-destination SNR will be selected to forward signals from the source to the destination. For simplicity, we only present the simplified results at high SNR [35].

For PDF-RS, the transmissions from the source to any relay are always correct, it means that $\gamma_{1i} = \infty$ and $z_i = 0$. Thus, the average FER of PDF-RS, denoted by \bar{P}_f^{PDF-RS} , is given by

$$\bar{P}_f^{PDF-RS} \approx \frac{(\gamma_{t,d})^{n+1}}{n+1} \lambda_0 \prod_{i=1}^n \lambda_{2i}.$$

For AF-RS, the SNR of the i -th Rayleigh relay link (from the source to the i -th Rayleigh relay and to the destination) can be approximated as "combined" Rayleigh fading with

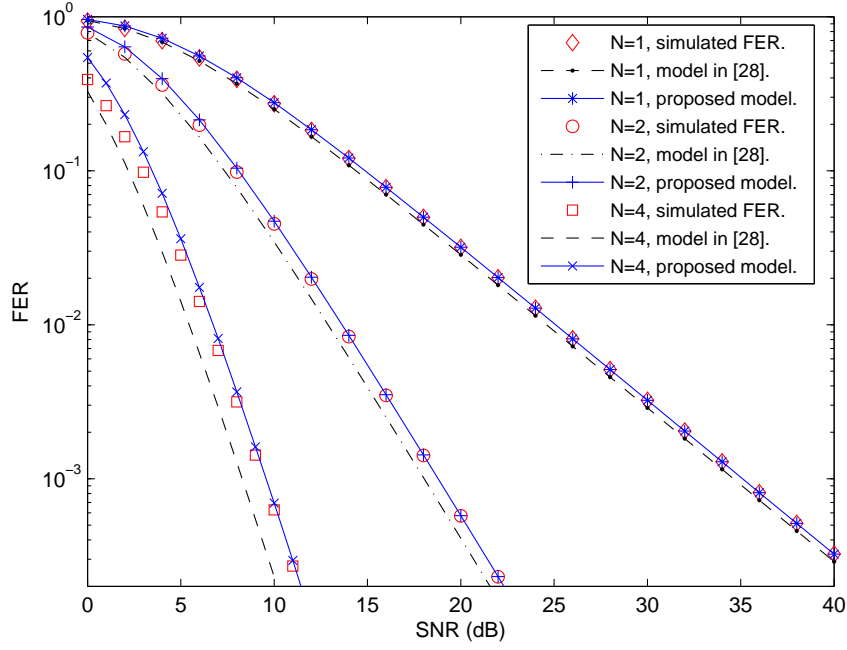


Fig. 2. FER comparison of proposed model and the model of [28] for case 0: general MIMO channels with $N_T = 1$, $N = N_R = 1, 2, 4$, uncoded.

parameter of $\lambda_i^{AF} \approx \lambda_{1i} + \lambda_{2i}$ at high SNR¹. Using this approximation, AF-RS can be viewed as a special case of PDF-RS with $\lambda'_{2i} = \lambda_i^{AF}$. The average FER of AF-RS, denoted by \bar{P}_f^{AF-RS} , is given by

$$\bar{P}_f^{AF-RS} \approx \frac{(\gamma_{t,d})^{n+1}}{n+1} \lambda_0 \prod_{i=1}^n \lambda_{2i} \left(1 + \frac{\lambda_{1i}}{\lambda_{2i}} \right).$$

Defining the gain of the HRS scheme over the AF-RS scheme as the ratio of FER, we can get

$$G_{\frac{HRS}{AF-RS}} = \frac{\bar{P}_f^{AF-RS}}{\bar{P}_f} \approx \prod_{i=1}^n \frac{1 + \frac{\lambda_{1i}}{\lambda_{2i}}}{1 + \frac{\gamma_{t,1} \lambda_{1i}}{\gamma_{t,d} \lambda_{2i}}} (\text{dB}).$$

It indicates that the gain improves when $\frac{\gamma_{2i}}{\gamma_{1i}}$ increases, and when the number of relay nodes increases, the gain increases quickly.

V. SIMULATION RESULTS

In this section, we compare the proposed approximate FER expressions with the exact FER obtained by Monte-Carlo simulations. Unless specifically mentioned, the simulations

¹This is a lower bound for AF [36], [37].

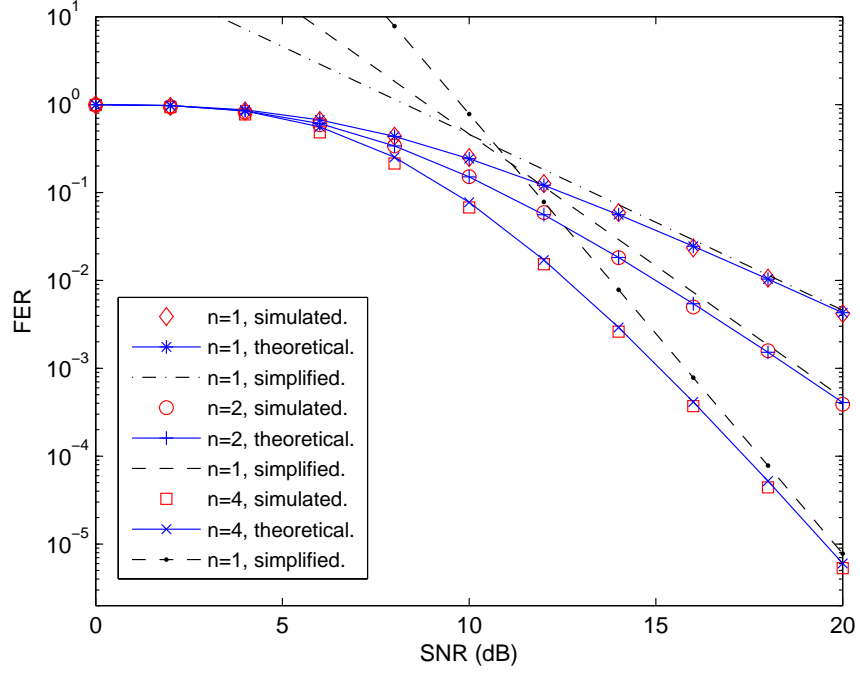


Fig. 3. Average FER of the HRS scheme for case 1: $\Omega_0 = \Omega_{1i} = \Omega_{2i} = 1$, uncoded.

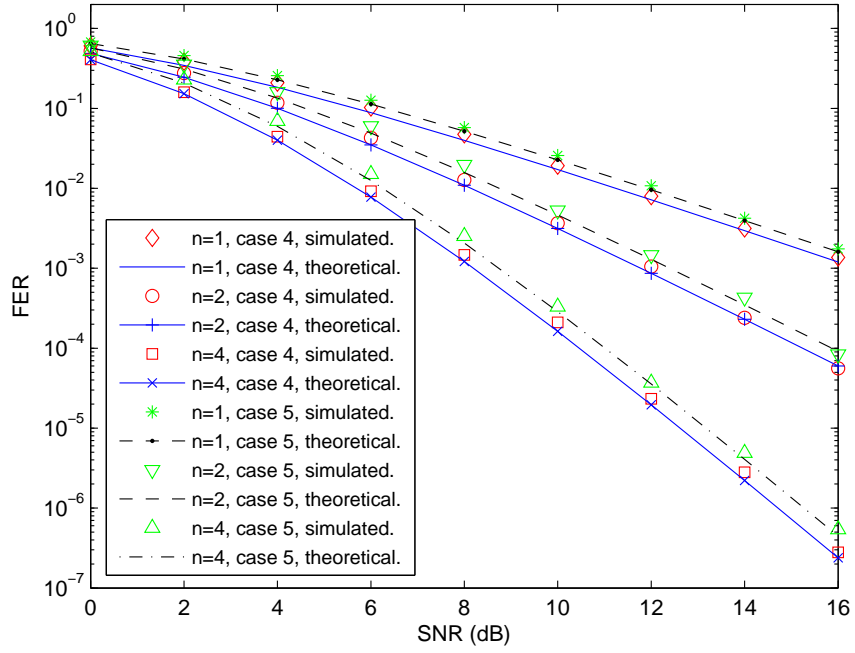


Fig. 4. Theoretical and simulated FER of the HRS scheme for case 4 and 5: $\Omega_0 = \Omega_{1i} = \Omega_{2i} = 1$, coded.

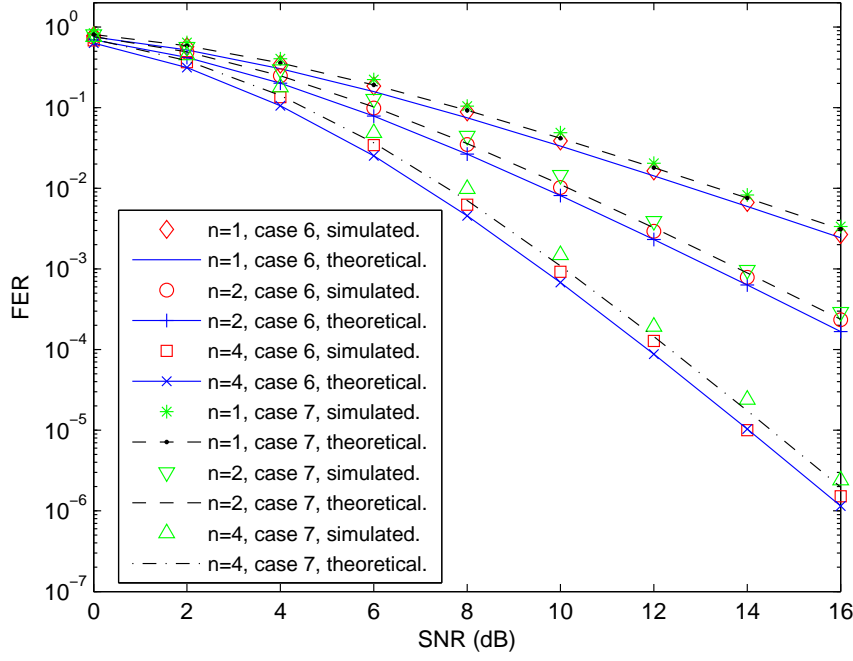


Fig. 5. Theoretical and simulated FER of the HRS scheme for case 6 and 7: $\Omega_0 = \Omega_{1i} = \Omega_{2i} = 1$, coded.

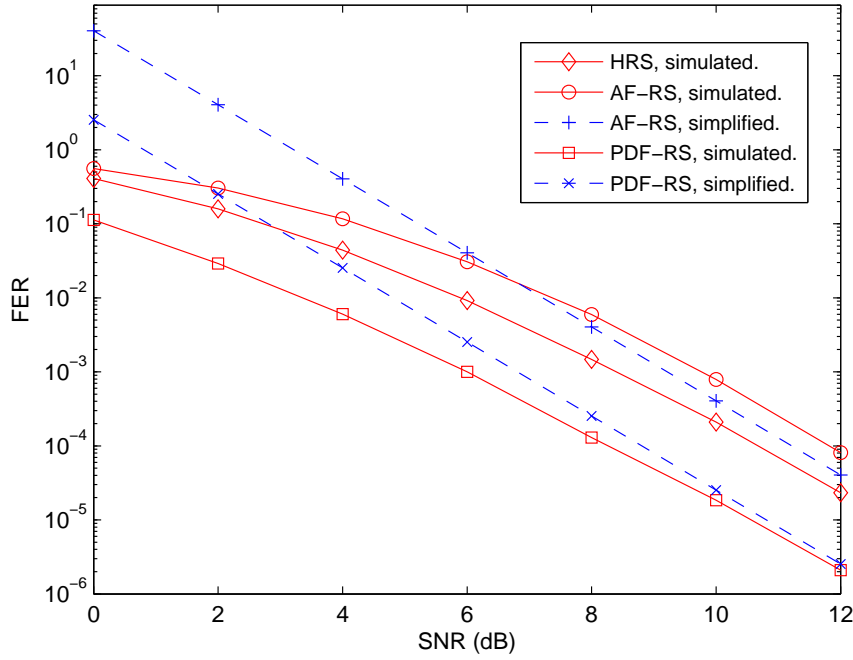


Fig. 6. Average FER of the HRS, AF-RS and PDF-RS schemes for case 4 with $n = 4$: $\Omega_0 = \Omega_{1i} = \Omega_{2i} = 1$, coded.

TABLE I
SCENARIOS

	System Type	Frame Size	uncoded/ coded	Code Rate	Number of Nodes	SNRs
case 0	MIMO	100	uncoded	-	$N_T=1, N=N_R=1,2,4$	$\Omega = 1$
case 1	HRS	100	uncoded	-	$n=1, 2, 4$	$\Omega_0 = \Omega_{1i} = \Omega_{2i} = 1$
case 2	HRS	100	uncoded	-	$n=1, 2, 4$	$\Omega_0 = 1, \Omega_{1i} = 16, \Omega_{2i} = 1$
case 3	HRS	100	uncoded	-	$n=1, 2, 4$	$\Omega_0 = 1, \Omega_{1i} = 1/16, \Omega_{2i} = 1$
case 4	HRS	100	coded	1/2	$n=1, 2, 4$	$\Omega_0 = \Omega_{1i} = \Omega_{2i} = 1$
case 5	HRS	200	coded	1/2	$n=1, 2, 4$	$\Omega_0 = \Omega_{1i} = \Omega_{2i} = 1$
case 6	HRS	100	coded	2/3	$n=1, 2, 4$	$\Omega_0 = \Omega_{1i} = \Omega_{2i} = 1$
case 7	HRS	200	coded	2/3	$n=1, 2, 4$	$\Omega_0 = \Omega_{1i} = \Omega_{2i} = 1$

are performed for a BPSK modulation and a frame size of 100 or 200 symbols over block Rayleigh fading channels. We consider two basic cases: (1) the *uncoded* case, where none channel code is used; and (2) the *coded* case, where a systematic convolutional code with a code rate of 1/2 and the generator matrix of $(5, 7)_8$ or a code rate of 2/3 and the generator matrix of $(23, 35, 0; 0, 5, 13)_8$ is used.

It is practically infeasible to verify the accuracy of analytical results for all the possible scenarios, as a prohibitively large number of combinations can be generated by varying relay number n and average SNR parameters Ω . Therefore, the scenarios in Table I are chosen such that a range of diverse cases are covered. For instance, cases 1, 2, and 3 are uncoded and case 4, 5, 6 and 7 are coded. Cases 1, 4, 5, and 6 are symmetric situations, while cases 2 and 3 are dissimilar situations. In all cases, 1, 2 and 4 relay nodes are considered. We also choose case 0 for comparing our proposed FER approximation model to the results of [28]. And in all cases, $\gamma_{t,d} = \gamma_{t,n+1}$. The SNR threshold values are obtained using the methods developed in Section III, and are shown in Table II.

Fig. 2 shows the analytical FER curves by using the proposed model and the model of [28] for case 0. For case 0, the SNR threshold was found to be 4.6 dB based on Eq. (7) (the model of [28]), and was found to be 5.10 dB, 5.36 dB and 5.89 dB for $N = 1, 2, 4$, respectively, by our proposed model based on Eq. (12). As shown in the figure, our proposed model converge with the simulated FER quickly as the SNR increases while the relative error using [28] cannot be ignored even at high SNR. The FER results based on the model in [28] become less accurate when the diversity order increases, but our proposed model is still

TABLE II
SNR THRESHOLD

	System Type	uncoded/coded	Number of Nodes	Diversity Order	SNR Threshold
case 0	MIMO	uncoded	$N_T=1, N=N_R=1$	1	5.10 dB
			$N_T=1, N=N_R=2$	2	5.36 dB
			$N_T=1, N=N_R=4$	4	5.89 dB
case 1,2,3	HRS	uncoded	$n=1$	2	5.36 dB
			$n=2$	3	5.62 dB
			$n=4$	5	6.16 dB
case 4	HRS	coded	$n=1$	2	-1.48 dB
			$n=2$	3	-1.26 dB
			$n=4$	5	-0.81 dB
case 5	HRS	coded	$n=1$	2	-0.85 dB
			$n=2$	3	-0.68 dB
			$n=4$	5	-0.33 dB
case 6	HRS	coded	$n=1$	2	0.06 dB
			$n=2$	3	0.20 dB
			$n=4$	5	0.47 dB
case 7	HRS	coded	$n=1$	2	0.60 dB
			$n=2$	3	0.70 dB
			$n=4$	5	0.90 dB

accurate. While not shown here, similar trends can be observed for other scenarios.

Fig. 3 shows the proposed approximate FER results and simulated results of the HRS scheme for case 1. From the figure we can see that the analytical theoretical curves obtained by Eq. (17) converge well with the simulated results, and the simplified results computed by Eq. (19) converge to the simulated results at high SNRs. Figs 4 and 5 show the different encoders and other block lengths for coded scheme and confirm the good performance of the proposed model for different parameters. Case 2 and case 3 are also verified through simulation but omitted here for brevity.

Fig. 6 shows our proposed simplified FER of the AF-RS and PDF-RS for case 4 with 4 relay nodes. From the figures we can see that the simplified results converge to the simulated results at high SNRs for both AF-RS and PDF-RS. And the HRS scheme has considerable performance gain over AF-RS.

VI. CONCLUSIONS

In this paper, we have analyzed the average FER of the HRS scheme in general cooperative wireless networks with and without applying channel coding at transmitting nodes. We proposed an improved SNR threshold-based FER approximation model. We then apply this model to HRS system and derived the analytical approximate average FER expression and the simplified asymptotic FER expression at high SNRs for the HRS scheme. Simulation results match well with the theoretical analysis, which validates our derived FER expressions.

APPENDIX A

THE PDF AND CDF OF γ_{HRS} : THE PROOF OF EQ. (16)

According to Eq. (3), $\gamma_{HRS} = \gamma_0 + \gamma_m$. In the following, we first derive the PDF of γ_0 and γ_m and then get the PDF of γ_{HRS} as the convolution of the PDF of γ_0 and γ_m .

As γ_0 , γ_{1i} and γ_{2i} are exponentially distributed, their PDF and CDF are given as

$$f_{\gamma_k}(\gamma) = \lambda_k e^{-\lambda_k \gamma}, k \in \{0, 1i, 2i\},$$

and

$$F_{\gamma_k}(\gamma) = 1 - e^{-\lambda_k \gamma}, k \in \{0, 1i, 2i\},$$

respectively.

According to Eq. (1) and Eq. (2), $\gamma_m = \max_{1 \leq i \leq n} \{\gamma_i\}$ and

$$\gamma_i = \begin{cases} \frac{\gamma_{1i}\gamma_{2i}}{\gamma_{1i} + \gamma_{2i} + 1}, & \text{if } z_i = 1, \\ \gamma_{2i}, & \text{if } z_i = 0. \end{cases}$$

To get the distribution of γ_m , we first derive the distribution of γ_i .

If $z_i = 0$, $\gamma_i = \gamma_{2i}$. Then, the conditional CDF of γ_i given $z_i = 0$ is

$$F_{\gamma_i}(\gamma|z_i = 0) = Pr(\gamma_{2i} < \gamma) = 1 - e^{-\lambda_{2i}\gamma}. \quad (20)$$

If $z_i = 1$, using the approximation $\frac{xy}{x+y+1} \approx \min\{x, y\}$ [36], then the conditional CDF of γ_i given $z_i = 1$ is [38].

$$\begin{aligned} F_{\gamma_i|z_i=1}(\gamma) &= Pr(\min\{\gamma_{1i}|z_i=1, \gamma_{2i}\} < \gamma) \\ &= 1 - (1 - F_{\gamma_{1i}|z_i=1}(\gamma))(1 - F_{\gamma_{2i}}(\gamma)). \end{aligned} \quad (21)$$

The conditional PDF and CDF of $\gamma_{1i}|_{z_i=1}$ are

$$\begin{aligned}
 f_{\gamma_{1i}|_{z_i=1}}(\gamma) &= \frac{f_{\gamma_{1i}}(\gamma)Pr(\gamma_{1i} = \gamma, z_i = 1)}{Pr(z_i = 1)} \\
 &= \frac{\lambda_{1i}e^{-\lambda_{1i}\gamma}P_{f,\gamma_{1i}}^G(\gamma)}{P_{f,\gamma_{1i}}} \\
 &\approx \begin{cases} \frac{\lambda_{1i}e^{-\lambda_{1i}\gamma}}{1-e^{-\lambda_{1i}\gamma_{t,1}}}, & \text{if } \gamma < \gamma_{t,1}, \\ 0, & \text{if } \gamma \geq \gamma_{t,1}, \end{cases} \\
 F_{\gamma_{1i}|_{z_i=1}}(\gamma) &= \begin{cases} \frac{1-e^{-\lambda_{1i}\gamma}}{1-e^{-\lambda_{1i}\gamma_{t,1}}}, & \text{if } \gamma < \gamma_{t,1}, \\ 1, & \text{if } \gamma \geq \gamma_{t,1}, \end{cases} \tag{22}
 \end{aligned}$$

where $P_{f,\gamma_{1i}}^G(\gamma)$ is the FER of γ_{1i} at AWGN channel and $P_{f,\gamma_{1i}}^G(\gamma) \approx 1$ if $\gamma < \gamma_{t,1}$ and $P_{f,\gamma_{1i}}^G(\gamma) \approx 0$ if $\gamma \geq \gamma_{t,1}$.

Combining Eq. (21) and Eq. (22), the corresponding conditional CDF of γ_i given $z_i = 1$ can be written as

$$F_{\gamma_i|_{z_i=1}}(\gamma) \approx \begin{cases} 1 - \frac{e^{-\lambda_{1i}\gamma} - e^{-\lambda_{1i}\gamma_{t,1}}}{1 - e^{-\lambda_{1i}\gamma_{t,1}}} e^{-\lambda_{2i}\gamma}, & \text{if } \gamma < \gamma_{t,1}, \\ 1, & \text{if } \gamma \geq \gamma_{t,1}, \end{cases} \tag{23}$$

where at the second step, we extend the range of γ from $\gamma_{t,1}$ to $\gamma_{t,d}$ using an exponential function to approximate $F_{\gamma_i|_{z_i=1}}(\gamma)$. The simulation results in Section V indicate that this approximation is accurate.

Combining Eq. (20) and Eq. (23) and noting that $Pr(z_i = 1) = 1 - e^{-\lambda_{1i}\gamma_{t,1}}$ and $Pr(z_i = 0) = e^{-\lambda_{1i}\gamma_{t,1}}$, the CDF of γ_i can be rewritten as

$$\begin{aligned}
 F_{\gamma_i}(\gamma) &= Pr(z_i = 1)F_{\gamma_i}(\gamma|z_i = 1) + Pr(z_i = 0)F_{\gamma_i}(\gamma|z_i = 0) \\
 &\approx \begin{cases} 1 - e^{-(\lambda_{1i} + \lambda_{2i})\gamma}, & \text{if } \gamma < \gamma_{t,1}, \\ 1 - e^{-(\lambda_{1i}\gamma_{t,1} + \lambda_{2i}\gamma)}, & \text{if } \gamma \geq \gamma_{t,1}, \end{cases} \\
 &\approx \begin{cases} 1 - e^{-\left(\frac{\gamma_{t,1}}{\gamma_{t,d}}\lambda_{1i} + \lambda_{2i}\right)\gamma}, & \text{if } \gamma < \gamma_{t,d}, \\ 1 - e^{-(\lambda_{1i}\gamma_{t,1} + \lambda_{2i}\gamma)}, & \text{if } \gamma \geq \gamma_{t,d}, \end{cases} \tag{24}
 \end{aligned}$$

Noting that $\gamma_{t,1} \lesssim \gamma_{t,d}$, we can use an exponential function to approximate the CDF of γ_i when $\gamma < \gamma_{t,d}$. In order to keep the value $F_{\gamma_i}(\gamma_{t,d})$ unchanged, we have the last step. Then

the CDF of γ_m (when $\gamma < \gamma_{t,d}$) is given by [38]

$$\begin{aligned} F_{\gamma_m}(\gamma) &= Pr(\max_{1 \leq i \leq n} \{\gamma_i\} < \gamma) \\ &\approx \prod_{i=1}^n \left(1 - e^{-\left(\frac{\gamma_{t,1}}{\gamma_{t,d}} \lambda_{1i} + \lambda_{2i}\right)\gamma} \right) \\ &= \sum_{\mathbf{b} \in \mathcal{Z}_n} \mathcal{C}_1 e^{-\mathcal{C}_2 \gamma}, \end{aligned} \quad (25)$$

with the help of that

$$\prod_{i=1}^n (1 + x_i) = \prod_{i=1}^n x_i^0 + x_1^1 \prod_{i=2}^n x_i^0 + \cdots + \prod_{i=1}^n x_i^1 = \sum_{\mathbf{b} \in \mathcal{Z}_n} \prod_{i=1}^n x_i^{b_i}, \quad (26)$$

where $\mathbf{b} = \{b_i, i = 1, \dots, n\} \in \mathcal{Z}_n, b_i \in \{0, 1\}$, $\mathcal{C}_1 = (-1)^{\sum_{i=1}^n b_i}$ and $\mathcal{C}_2 = \sum_{i=1}^n b_i \left(\frac{\gamma_{t,1}}{\gamma_{t,d}} \lambda_{1i} + \lambda_{2i} \right)$.

The PDF of γ_m is given by

$$f_{\gamma_m}(\gamma) \approx - \sum_{\mathbf{b} \in \mathcal{Z}_n, \mathbf{b} \neq \mathbf{0}} \mathcal{C}_1 \mathcal{C}_2 e^{-\mathcal{C}_2 \gamma}.$$

As $\gamma_{HRS} = \gamma_0 + \gamma_m$, the PDF of γ_{HRS} when $\gamma \leq \gamma_{t,d}$ can be expressed as

$$\begin{aligned} f_{\gamma_{HRS}}(\gamma) &= \int_0^\gamma f_{\gamma_0}(\gamma - t) f_{\gamma_m}(t) dt \\ &= - \int_0^\gamma \lambda_0 e^{-\lambda_0(\gamma-t)} \sum_{\mathbf{b} \in \mathcal{Z}_n} \mathcal{C}_1 \mathcal{C}_2 e^{-\mathcal{C}_2 t} dt \\ &\approx -\lambda_0 e^{-\lambda_0 \gamma} \sum_{\mathbf{b} \in \mathcal{Z}_n, \mathbf{b} \neq \mathbf{0}} \mathcal{C}_1 \mathcal{C}_2 \int_0^\gamma e^{-(\mathcal{C}_2 - \lambda_0)t} dt \\ &= -\lambda_0 e^{-\lambda_0 \gamma} \sum_{\mathbf{b} \in \mathcal{Z}_n, \mathbf{b} \neq \mathbf{0}} \mathcal{C}_1 \mathcal{C}_2 \frac{1 - e^{-(\mathcal{C}_2 - \lambda_0)\gamma}}{\mathcal{C}_2 - \lambda_0} \\ &= \sum_{\mathbf{b} \in \mathcal{Z}_n, \mathbf{b} \neq \mathbf{0}} \mathcal{C}_1 \lambda_0 \mathcal{C}_2 \frac{e^{-\lambda_0 \gamma} - e^{-\mathcal{C}_2 \gamma}}{\lambda_0 - \mathcal{C}_2}. \end{aligned} \quad (27)$$

Finally, the CDF of γ_{HRS} is given by

$$\begin{aligned} F_{\gamma_{HRS}}(\gamma_{t,d}) &= \int_0^{\gamma_{t,d}} f_{\gamma_{HRS}}(t) dt \\ &\approx \int_0^{\gamma_{t,d}} \sum_{\mathbf{b} \in \mathcal{Z}_n, \mathbf{b} \neq \mathbf{0}} \mathcal{C}_1 \lambda_0 \mathcal{C}_2 \frac{e^{-\lambda_0 t} - e^{-\mathcal{C}_2 t}}{\lambda_0 - \mathcal{C}_2} dt \\ &= \sum_{\mathbf{b} \in \mathcal{Z}_n, \mathbf{b} \neq \mathbf{0}} \mathcal{C}_1 \frac{\mathcal{C}_2 (1 - e^{-\lambda_0 \gamma_{t,d}}) - \lambda_0 (1 - e^{-\mathcal{C}_2 \gamma_{t,d}})}{\lambda_0 - \mathcal{C}_2}. \end{aligned} \quad (28)$$

APPENDIX B

SIMPLIFIED CDF OF γ_{HRS} AT HIGH SNR: THE PROOF OF EQ. (18)

Using Eq. (27) and the approximation that $e^{-x} \approx 1 - x$, the PDF of γ_{HRS} at high SNR can be approximated as

$$\begin{aligned} f_{\gamma_{HRS}}(\gamma) &\approx \sum_{\mathbf{b} \in \mathcal{Z}_n} \mathcal{C}_1 \lambda_0 \mathcal{C}_2 \frac{(1 - \lambda_0 \gamma) - (1 - \mathcal{C}_2 \gamma)}{\lambda_0 - \mathcal{C}_2} \\ &= -\lambda_0 \sum_{\mathbf{b} \in \mathcal{Z}_n} \mathcal{C}_1 \mathcal{C}_2 \gamma. \end{aligned} \quad (29)$$

Applying the approximation that $e^{-x} \approx 1 - x$ to Eq. (24) and Eq. (25), we can get

$$F_{\gamma_m}(\gamma) \approx \gamma^n \prod_{i=1}^n \left(\frac{\gamma_{t,1}}{\gamma_{t,d}} \lambda_{1i} + \lambda_{2i} \right), \quad (30)$$

and

$$F_{\gamma_m}(\gamma) \approx \sum_{\mathbf{b} \in \mathcal{Z}_n} \mathcal{C}_1 (1 - \mathcal{C}_2 \gamma) = \sum_{\mathbf{b} \in \mathcal{Z}_n} \mathcal{C}_1 - \sum_{\mathbf{b} \in \mathcal{Z}_n} \mathcal{C}_1 \mathcal{C}_2 \gamma. \quad (31)$$

As F_{γ_m} is CDF, $F_{\gamma_m}(0) = 0$, we can get

$$F_{\gamma_m}(0) = \sum_{\mathbf{b} \in \mathcal{Z}_n} \mathcal{C}_1 = 0. \quad (32)$$

Combining Eq. (30), Eq. (31), and Eq. (32), we can get

$$-\sum_{\mathbf{b} \in \mathcal{Z}_n} \mathcal{C}_1 \mathcal{C}_2 \gamma \approx \gamma^n \prod_{i=1}^n \left(\frac{\gamma_{t,1}}{\gamma_{t,d}} \lambda_{1i} + \lambda_{2i} \right). \quad (33)$$

Substituting Eq. (33) into Eq. (29), we can get the approximated PDF of γ_{HRS} as

$$f_{\gamma_{HRS}}(\gamma) \approx \lambda_0 \gamma^n \prod_{i=1}^n \left(\frac{\gamma_{t,1}}{\gamma_{t,d}} \lambda_{1i} + \lambda_{2i} \right),$$

And the CDF of γ_{HRS} can be expressed

$$F_{\gamma_{HRS}}(\gamma_{t,d}) = \int_0^{\gamma_{t,d}} f_{\gamma_{HRS}}(t) dt \approx \frac{\lambda_0 \gamma_{t,d}^{n+1}}{n+1} \prod_{i=1}^n \left(\frac{\gamma_{t,1}}{\gamma_{t,d}} \lambda_{1i} + \lambda_{2i} \right).$$

REFERENCES

- [1] J. N. Laneman, D. N. C. Tse, and G. W. Wornell, "Cooperative diversity in wireless networks: Efficient protocols and outage behavior," *IEEE Trans. Inf. Theory*, vol. 50, no. 12, pp. 3062–3080, Dec. 2004.
- [2] F. A. Onat, A. Adinoyi, Y. Fan, H. Yanikomeroglu, J. S. Thompson, and I. D. Marsland, "Threshold selection for snr-based selective digital relaying in cooperative wireless networks," *IEEE Trans. Wireless Commun.*, vol. 7, no. 11, pp. 4226–4237, 2008.
- [3] F. Onat, Y. Fan, H. Yanikomeroglu, and J. Thompson, "Asymptotic ber analysis of threshold digital relaying schemes in cooperative wireless systems," *IEEE Trans. Wireless Commun.*, vol. 7, no. 12, pp. 4938–4947, 2008.

- [4] F. A. Onat, A. Adinoyi, Y. Fan, H. Yanikomeroglu, and J. S. Thompson, "Optimum threshold for snr-based selective digital relaying schemes in cooperative wireless networks," in *Proc. IEEE Wireless Communications and Networking Conference (WCNC'07)*, Mar. 11–15, 2007, pp. 969–974.
- [5] T. Wang, A. Cano, G. Giannakis, and J. Laneman, "High-performance cooperative demodulation with decode-and-forward relays," *IEEE Trans. Commun.*, vol. 55, no. 7, p. 1427, 2007.
- [6] T. Wang, A. Cano, and G. B. Giannakis, "Efficient demodulation in cooperative schemes using decode-and-forward relays," in *Conference Record of the Thirty-Ninth Asilomar Conference on Signals, Systems and Computers*, Oct. 2005, pp. 1051–1055.
- [7] X. Bao and J. Li, "Efficient message relaying for wireless user cooperation: Decode-amplify-forward (daf) and hybrid daf and coded-cooperation," *IEEE Trans. Wireless Commun.*, vol. 6, no. 11, pp. 3975–3984, Nov. 2007.
- [8] —, "Decode-amplify-forward (daf): a new class of forwarding strategy for wireless relay channels," in *Proc. IEEE 6th Workshop on Signal Processing Advances in Wireless Communications*, Jun. 5–8, 2005, pp. 816–820.
- [9] N. Vien, H. Nguyen, and T. Le-Ngoc, "Diversity analysis of smart relaying," *IEEE Trans. Veh. Technol.*, vol. 58, no. 6, pp. 2849–2862, Jul. 2009.
- [10] T. Wang, G. Giannakis, and R. Wang, "Smart regenerative relays for link-adaptive cooperative communications," *IEEE Trans. Commun.*, vol. 56, no. 11, pp. 1950–1960, Nov. 2008.
- [11] T. Wang, R. Wang, and G. Giannakis, "Smart regenerative relays for link-adaptive cooperative communications," in *Information Sciences and Systems, 2006 40th Annual Conference on*, Mar. 2006, pp. 1038–1043.
- [12] T. Kwon, S. Lim, W. Seo, and D. Hong, "Llr-based symbol selective transmission with a near-optimal threshold to minimize bep for demodulation-forward relay systems," *IEEE Trans. Wireless Commun.*, vol. 9, no. 2, pp. 540–545, Feb. 2010.
- [13] H. Van Khuong and H. Kong, "Llr-based decode-and-forward protocol for relay networks and closed-form ber expressions," *IEICE Transactions on Fundamentals of Electronics, Communications and Computer Sciences*, vol. 89, no. 6, pp. 1832–1841, 2006.
- [14] B. Can, H. Yomo, and E. De Carvalho, "Hybrid forwarding scheme for cooperative relaying in ofdm based networks," in *Proc. IEEE International Conference on Communications (ICC '06)*, vol. 10, 2006, pp. 4520–4525.
- [15] M. Eslamifar, W. H. Chin, C. Yuen, and G. Y. Liang, "Performance analysis of two-way multiple-antenna relaying with network coding," in *Proc. IEEE 70th Vehicular Technology Conference Fall (VTC 2009-Fall)*, Sep. 20–23, 2009, pp. 1–5.
- [16] M. R. Souryal and B. R. Vojcic, "Performance of amplify-and-forward and decode-and-forward relaying in rayleigh fading with turbo codes," in *Proc. IEEE International Conference on Acoustics, Speech and Signal Processing (ICASSP'06)*, vol. 4, May 14–19, 2006, p. IV.
- [17] Y. Li, B. Vucetic, Z. Chen, and J. Yuan, "An improved relay selection scheme with hybrid relaying protocols," in *Proc. IEEE Global Telecommunications Conference (GLOBECOM '07)*.
- [18] M. Yu and J. Li, "Is amplify-and-forward practically better than decode-and-forward or vice versa?" in *Proc. IEEE International Conference on Acoustics, Speech, and Signal Processing (ICASSP '05)*, vol. 3, Mar. 18–23, 2005, pp. iii/365–iii/368.
- [19] C. Hasan and U. Aygolu, "An incremental relaying approach for superposition modulated cooperative transmission," in *Proc. IEEE Wireless Communications and Networking Conference (WCNC'09)*, Apr. 5–8, 2009, pp. 1–6.
- [20] X. Li, J. Zhang, Y. Zhang, and J. Huang, "Power allocation for ofdm based links in hybrid forward relay," in *Proc. IEEE 69th Vehicular Technology Conference (VTC Spring'09)*, 2009, pp. 1–5.
- [21] Y. Li, B. Vucetic, and J. Yuan, "Distributed turbo coding with hybrid relaying protocols," in *Proc. IEEE 19th International Symposium on Personal, Indoor and Mobile Radio Communications PIMRC 2008*, 2008, pp. 1–6.

- [22] L. Song, Y. Li, M. Tao, and A. V. Vasilakos, "A hybrid relay selection scheme using differential modulation," in *Proc. IEEE Wireless Communications and Networking Conference (WCNC'09)*, 2009, pp. 1–6.
- [23] Y. Yang, L. Luo, and R. S. Cheng, "Dynamic decode-and-forward and amplify-and-forward cooperative strategy using distributed space-time code in uplink mimo systems with multiple relays," in *Proc. IEEE International Conference on Communications (ICC '09)*, 2009, pp. 1–5.
- [24] S. Yao and M. Skoglund, "Hybrid digital-analog relaying for cooperative transmission over slow fading channels," *IEEE Trans. Inf. Theory*, vol. 55, no. 3, pp. 944–951, 2009.
- [25] Q. Huo, T. Liu, L. Song, and B. Jiao, "All-participate hybrid forward cooperative communications with multiple relays," in *Proc. IEEE International Conference on Wireless Communications and Signal Processing (WCSP'10)*, Suzhou, P.R. China, Oct. 2010, pp. 1 –6.
- [26] J. Proakis, *Digital communications*. McGraw-Hill New York, 1995.
- [27] H. El Gamal and J. Hammons, A. R., "Analyzing the turbo decoder using the gaussian approximation," *IEEE Trans. Inf. Theory*, vol. 47, no. 2, pp. 671–686, Feb. 2001.
- [28] I. Chatzigeorgiou, I. J. Wassell, and R. Carrasco, "On the frame error rate of transmission schemes on quasi-static fading channels," in *Proc. 42nd Annual Conference on Information Sciences and Systems (CISS'08)*, Mar. 19–21, 2008, pp. 577–581.
- [29] —, "Threshold-based frame error rate analysis of mimo systems over quasistatic fading channels," *Electronics Letters*, vol. 45, no. 4, pp. 216–217, Feb. 2009.
- [30] L. Zheng and D. N. C. Tse, "Diversity and multiplexing: a fundamental tradeoff in multiple-antenna channels," *IEEE Trans. Inf. Theory*, vol. 49, no. 5, pp. 1073–1096, May 2003.
- [31] M. Rodrigues, I. Chatzigeorgiou, I. Wassell, and R. Carrasco, "Performance analysis of turbo codes in quasi-static fading channels," *IET Communications*, vol. 2, no. 3, pp. 449–461, Mar. 2008.
- [32] I. Wolfram Research, "Gamma, beta, erf." [Online]. Available: <http://functions.wolfram.com/GammaBetaErf/>
- [33] S. Alamouti, "A simple transmit diversity technique for wireless communications," *IEEE J. Sel. Areas Commun.*, vol. 16, no. 8, pp. 1451–1458, 1998.
- [34] Y. Zhao, R. Adve, and T. J. Lim, "Symbol error rate of selection amplify-and-forward relay systems," *IEEE Commun. Lett.*, vol. 10, no. 11, pp. 757–759, Nov. 2006.
- [35] E. Beres and R. Adve, "On selection cooperation in distributed networks," in *Proc. 40th Annual Conference on Information Sciences and Systems*, Mar. 22–24, 2006, pp. 1056–1061.
- [36] P. A. Anghel and M. Kaveh, "Exact symbol error probability of a cooperative network in a rayleigh-fading environment," *IEEE Trans. Wireless Commun.*, vol. 3, no. 5, pp. 1416–1421, Sep. 2004.
- [37] T. Liu, L. Song, B. Jiao, and Y. Zhang, "Symbol error rate analysis and power allocation for adaptive relay selection schemes," *Wireless Personal Communications*, pp. –, 2010. [Online]. Available: <http://dx.doi.org/10.1007/s11277-010-9983-x>
- [38] H. David and H. Nagaraja, *Order statistics*. Wiley-Interscience, 2003.