

The NNPDF2.2 Parton Set

F. CERUTTI

*Universitat de Barcelona,
Departament d'Estructura i Constituents de la Matèria, Av. Diagonal 647,
Barcelona 08028, España*

I present a method, elaborated within the NNPDF Collaboration, that allows the inclusion of the information contained in new datasets into an existing set of parton distribution functions without the need for refitting. The method exploits bayesian inference in the space of PDF replicas: for each PDF replica a chisquare and a weight associated to it is computed. These weights are then applied to the ensemble of parton densities, producing a reweighted set of replicas. The reweighting method may be used to assess the impact of any new data or pseudodata on parton densities and thus on their predictions.

NNPDF Approach

In the NNPDF approach we can identify two main features that make this approach different from the other “standard” ones: Monte Carlo sampling and neural networks. Parton fits are performed on pseudo data generated from the original experimental dataset through Monte Carlo sampling. In this way, for each replica of the original dataset we determine a set of parton distribution functions. This is a crucial point for a straight-forward error treatment.

A neural network is a universal unbiased interpolant and thanks to this technology we can use a very redundant parametrization, with almost three hundred parameters. The high flexibility of this approach has been tested for example changing the architecture of the net¹, adding new PDFs to the fit², comparing directly with other approaches. In the first two cases the results are poorly affected by the modifications introduced and in the third one the flexibility of the NNPDF approach is reflected in the determination of uncertainties: they are free of systematic errors due to functional bias, allowing for an uncertainties determination that avoids the use of tolerance.

These features, that are present in each NNPDF fit, allow for an interesting exploitation of bayesian inference to determine the impact of new datasets: the reweighting method.

Reweighting Method

As already said, when performing a fit we end up with as many PDF sets f_k (extensively called “PDF replicas”) as pseudo-data replicas. Each PDF replica has a χ_k^2 value associated to it, computed from a comparison with experimental data on which is fitted. What we deliver is a distribution of functions that gives a description of the probability distribution for PDFs $\mathcal{P}(f)$. By showing up a new dataset to the previously fitted parton set we can “move” the probability distribution $\mathcal{P}_{old}(f)$ by weighting each PDF replica in a proper way. An alternative is of course

to include new data with the old one and perform a new fit, but as we show in³ the two methods are statistically equivalent, and reweighting is much faster.

Let's see in some detail how reweighting works looking at observables. Given an NNPDF ensemble one can evaluate any quantity or experimental observable $\mathcal{O}[f]$ depending on the PDFs by computing it for each of the replicas, and averaging the results. This is because the integral in the space of functions is well approximated by the average over the ensemble \mathcal{E} , so that the mean value of $\mathcal{O}[f]$ is given by

$$\langle \mathcal{O} \rangle = \int \mathcal{O}[f] \mathcal{P}(f) Df = \frac{1}{N} \sum_{k=1}^N \mathcal{O}[f_k].$$

We can include the effects of a new independent dataset without performing a new fit if we instead reweight the old fit according to weights w_k , which assess the probability that each PDF replica f_k agrees with the new data. The reweighted ensemble then forms a representation of the probability distribution of PDFs conditional on both the old data and the new. The weights are computed straightforwardly by evaluating the χ^2 of the new data to each of the replicas. The mean value of the observable $\mathcal{O}[f]$ taking account of the new data is then given by the weighted average

$$\langle \mathcal{O}_{new} \rangle = \int \mathcal{O}[f] \mathcal{P}_{new}(f) Df = \frac{1}{N} \sum_{k=1}^N w_k \mathcal{O}[f_k]$$

where

$$w_k = \frac{(\chi_k^2)^{(n-1)/2} e^{-\frac{1}{2}\chi_k^2}}{\frac{1}{N} \sum_{k=1}^N (\chi_k^2)^{(n-1)/2} e^{-\frac{1}{2}\chi_k^2}} = \mathcal{N}_\chi \mathcal{P}(\chi^2 | f_k).$$

After reweighting a given ensemble of N PDF replicas we'll no longer have the same efficiency in describing the probability distribution of PDFs. The accuracy of the representation of the underlying distribution $\mathcal{P}_{new}(f)$ will be less than it would be in a new fit. We can quantify this loss of efficiency by using the Shannon entropy to compute the effective number of replicas left after reweighting:

$$N_{\text{eff}} \equiv \exp\left\{\frac{1}{N} \sum_{k=1}^N w_k \ln(N/w_k)\right\}.$$

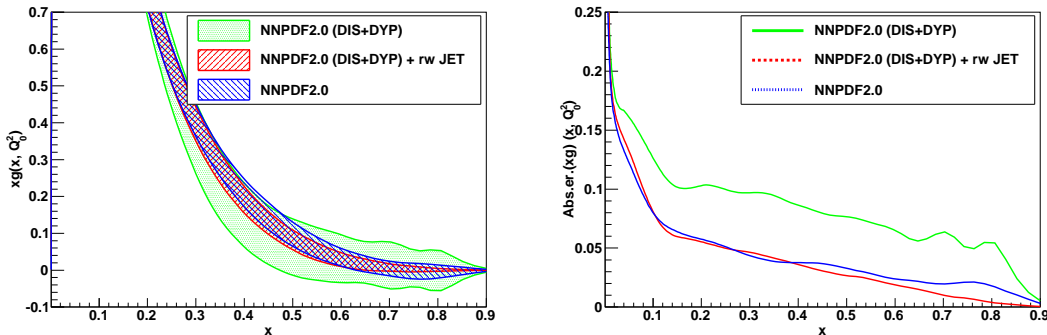


Figure 1: The gluon distribution (left) and its uncertainty (right) of the NNPDF2.0(DIS+DY) fit before and after reweighting with the inclusive jet data compared to the refitted gluon from NNPDF2.0 on a linear scale.

Unweighting

Once we have a reweighted PDF set, it can be useful to unweight it. That is, we produce an equivalent PDF set but now, as for the ensemble we started from, each replica is equally likely and so has weight equal to one. This means that replicas with a very small weight will no longer appear in the final unweighted set while replicas with large weight will appear more than once.

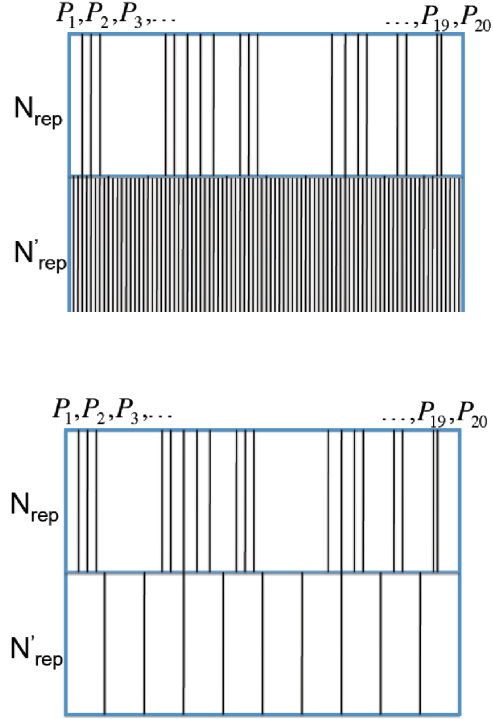


Figure 2: Graphical representation of the construction of a set of N'_{rep} unweighted replicas from a set of $N_{rep} = 20$ weighted ones. Each segment is in one-to-one correspondence to a replica, and its length is proportional to the weight of the replica. The cases of $N'_{rep} \gg N_{rep}$ (top) and $N'_{rep} = 10$ (bottom) are shown.

We define the probability for each replica and the probability cumulants as:

$$p_k = \frac{w_k}{N_{rep}} \quad P_k \equiv P_{k-1} + p_k = \sum_{j=0}^k p_j.$$

The unweighted set is then constructed as follows. We start with N_{rep} weights w_k , and we determine N'_{rep} new weights w'_k :

$$w'_k = \sum_{j=1}^{N'_{rep}} \theta\left(\frac{j}{N'_{rep}} - P_{k-1}\right) \theta\left(P_k - \frac{j}{N'_{rep}}\right).$$

The weights w'_k are either zero or positive integers, and they satisfy the normalization condition

$$N'_{rep} \equiv \sum_{k=1}^{N_{rep}} w'_k.$$

The unweighted set is then simply constructed by taking w'_k copies of the k -th replica, for all $k = 1, \dots, N_{rep}$.

Testing Reweighting and Unweighting

To check that effectively reweighting works we consider the NNPDF2.0 parton set and we compare it with a 2.0 fit only on DIS and DY data while Jet data has been here included through reweighting.

Looking at Fig.1, the fitted and reweighted sets are equivalent. Differences stay well below statistical fluctuations.

To give a more precise estimation of the statistical equivalence (or inequivalence) of two different parton sets we defined in³ distances between parton sets. If two sets give a description of the same underlying probability distribution and so are statistically equivalent we'll have distances fluctuating around one. If $d \sim 7$ the distance between the two descriptions is at the one sigma level.

To check if also the unweighting procedure works we unweight the NNPDF2.0 set with only DIS and DY data with the Tevatron Jets included through reweighting and than we compute distances between unweighted and reweighted sets: distances oscillate around one and so we can say there's no significant loss of accuracy.

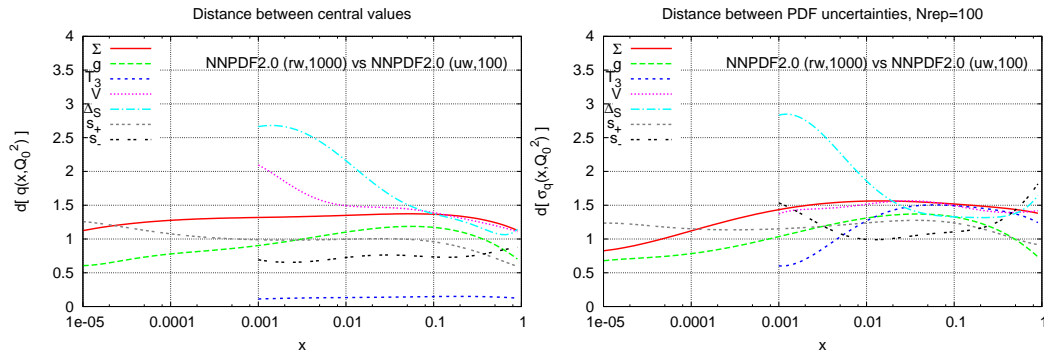


Figure 3: Distance between central values (left) and uncertainties (right) of the reweighted and unweighted PDFs determined from $N_{rep} = 1000$ replicas of NNPDF2.0 DIS+DY reweighted with Tevatron jet data, as described in the text. The corresponding distances between refitted and reweighted PDFs were shown in Fig. 2 of Ref.³.

If we have to deal with more than one new dataset our method must satisfy combination and commutation properties. Let's consider as an example the case of two new datasets: if we reweight and unweight a set and than we do the same on the other one this must be equivalent to reweighting and unweighting the combined sets and the order in which we include the two sets must be irrelevant.

We perform these checks using Tevatron jets and DY data. In Fig.3 we compare the inclusion of the combined set with the inclusion of one set after the other. The result is independent from the order in which the inclusion of single datasets is performed. In both cases distances fluctuates around one.

NNPDF2.2

The method has been used to construct the first PDF set to include LHC data. We first checked the consistency of the D0 and ATLAS+CMS datasets among themselves, and use both datasets to reweight the NNPDF2.1 NLO PDFs. The unweighting method is then used to produce a set of 100 unweighted replicas. The final product of this analysis is a new set of NNPDF parton distribution functions which includes, together with all the datasets already included in the NNPDF2.1 NLO global set, the D0, ATLAS and CMS lepton charge asymmetry data: the NNPDF2.2 NLO PDF set. The main features of these new datasets are described in Sec.5 of⁴.

The NNPDF2.1 set already gives a good description of these data points ($\chi^2_{tot}/N_{dat} = 2.22$) but with the inclusion through reweighting we have $\chi^2_{tot}/N_{dat} = 0.81$. As can be seen looking at Fig.4, light quark and antiquark PDFs in the region of $x = 10^{-3}$ present up to 20% uncertainties reduction and in the $10^{-2} - 10^{-1}$ region the reduction reaches 30%.

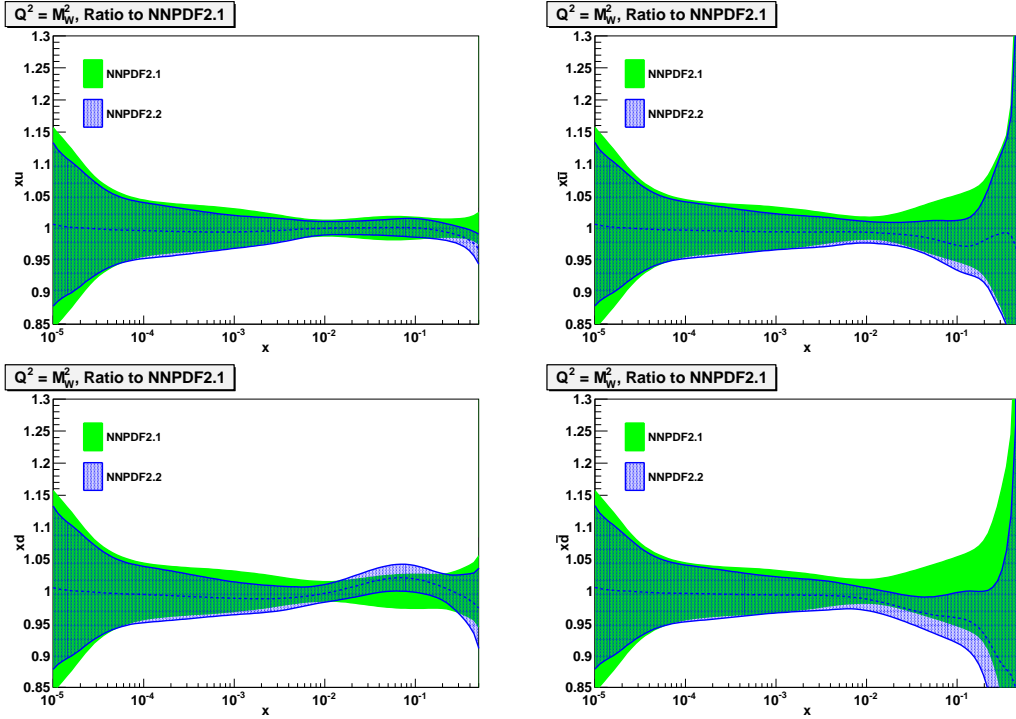


Figure 4: Comparison of light quark and antiquark distributions at the scale $Q^2 = M_W^2$ from the global NNPDF2.1 and NNPDF2.2 global fits. Parton densities are plotted normalized to the NNPDF2.1 central value.

As recently shown in the extensive studies carried out in the context of the PDF4LHC Working Group⁵, there is rather good agreement among NLO parton distributions determined from the widest global datasets, specifically by the NNPDF, MSTW and CTEQ groups. However, there still are some significant differences, notably in the flavour separation at medium-large x . Since this is the region which is directly probed by the Tevatron and LHC lepton charge asymmetry data studied here, these data might help in resolving some of these outstanding incompatibilities.

The new data lie in a region of x where the compatibility between the results obtained by different collaborations is at best marginal. Future LHC data will constrain the light quark PDFs in this region even more.

References

1. NNPDF Collaboration, L. Del Debbio, et al., JHEP 0703 (2007) 039
arXiv:hep-ph/0701127v1.
2. NNPDF Collaboration, R. D. Ball, et al., *Nucl. Phys. B* **823**, 195 (2009)
arXiv:hep-ph/0906.1958v1.
3. NNPDF Collaboration, L. Del Debbio, et al., *Nucl. Phys. B* **849**, 112-143 (2011)
arXiv:1012.0836v4.
4. NNPDF Collaboration, L. Del Debbio, et al.
arXiv:1108.1758v2
5. S. Alekhin et al., (2011)
arXiv:1101.0536