

Semiparametric Time Series Models with Log-concave Innovations

Yining Chen
Statistical Laboratory
University of Cambridge
Y.Chen@statslab.cam.ac.uk

March 8, 2019

Abstract

We study a class of semiparametric time series models with innovations following a log-concave distribution. We propose a general maximum likelihood framework which allows us to estimate simultaneously the parameters of a model and the density of the innovations. This framework can be easily adapted to many well-known models, including ARMA and GARCH. Furthermore, we show that the estimator under our new framework is consistent in both ARMA and GARCH settings. We demonstrate its finite sample performance via a thorough simulation study and apply it to two real data sets concerning the streamflow of the Hirnant river and the FTSE daily return.

Key words: log-concavity, maximum likelihood, time series, ARMA, GARCH

1 Introduction

Statistical analysis of dependent time series has been an important issue in many areas of science. In many of the existing models, it is assumed that the innovations are Gaussian. Statistical inference is then typically based on the idea of maximum likelihood estimation. Some well-known examples include autoregressive moving average (ARMA) models (Brockwell and Davis, 1991) and generalized autoregressive conditionally heteroscedastic (GARCH) models (Bollerslev, 1986). However, it is known that time series with non-Gaussian innovations frequently occur in health, social and environmental sciences (cf. Diggle *et al.* (2002)). Often, the Gaussian quasi-maximum likelihood estimator (GQMLE) is

used to alleviate this issue, and in most circumstances, the resulting estimates are still consistent. Nevertheless, we argue that there are circumstances where semiparametric models are preferable, because:

- (a) if the true density function of the innovations is far from Gaussian, the quasi-maximum likelihood method can be inefficient;
- (b) estimating the density function of the innovations enhances our understanding of the data. For example, utilizing its quantile information can make the prediction more reliable.

As an early attempt, Engle and Gonzalez-Rivera (1991) proposed a semiparametric autoregressive conditionally heteroscedastic (ARCH) model based on a nonparametric density estimation technique called discrete maximum penalized likelihood estimation. However, in order to use their method, one has to choose a tuning parameter, which can be hard in practice.

Motivated by recent developments in shape-constrained density estimation, in this paper we assume that the innovations have a *log-concave* density (i.e. the logarithm of the density function is concave). The class of log-concave densities contains many commonly encountered parametric families of univariate distributions, including normal, gamma with shape parameter at least 1, beta(α, β) with $\alpha, \beta \geq 1$, logistic, Laplace and Gumbel; see Bagnoli and Bergstrom (2005) for more examples.

Our new modelling framework is as follows. Denote a class of time series models by $(f, \boldsymbol{\theta})$, where f is the density function of the independent and identically distributed (*i.i.d*) innovations, and $\boldsymbol{\theta}$ is its parametric part. Let $l(f, \boldsymbol{\theta})$ be its log-likelihood function. Denote the true density of the innovations and the true value of parameters by f_0 and $\boldsymbol{\theta}_0$ respectively. We propose the following semiparametric procedure to estimate both f_0 and $\boldsymbol{\theta}_0$:

- (i) Denote the parameter space by Θ . For any given $\boldsymbol{\theta} \in \Theta$, compute its corresponding innovation estimates based on the observations.
- (ii) Based on the estimated innovations, use the log-concave maximum likelihood density estimator to estimate f , denote which by $f_{\boldsymbol{\theta}}$.
- (iii) Repeat the previous two steps at different $\boldsymbol{\theta}$. Estimate $\boldsymbol{\theta}_0$ by $\hat{\boldsymbol{\theta}} = \arg \max_{\boldsymbol{\theta} \in \Theta} l(f_{\boldsymbol{\theta}}, \boldsymbol{\theta})$ and f_0 by $f_{\hat{\boldsymbol{\theta}}}$. We call $(f_{\hat{\boldsymbol{\theta}}}, \hat{\boldsymbol{\theta}})$ the *log-concave maximum likelihood estimator* (LCMLE).

This method is free of tuning parameters and can be adapted to a wide class of existing time series models, both linear and nonlinear, with only minor modifications. For certain classes of models, we argue that if f_0 is log-concave, then both $f_{\hat{\boldsymbol{\theta}}}$ and $\hat{\boldsymbol{\theta}}$ are consistent.

Even if f_0 is not log-concave (for instance, in the infinite variance ARMA), $\hat{\theta}$ can still be a consistent estimator of θ_0 . The flexibility and robustness of this semiparametric procedure make it highly desirable in practice. It can also offer substantial improvement over the quasi-maximum likelihood method in the finite sample performance.

The nonparametric log-concave maximum likelihood density estimator was studied in the *i.i.d.* univariate setting by Walther (2002), Pal *et al.* (2007), Dümbgen and Rufibach (2009), Balabdaoui *et al.* (2009) and Rufibach and Dümbgen (2011). These references contain characterizations of the estimator, asymptotics and algorithms for its computation. Regarding its applications, Dümbgen *et al.* (2011) applied this estimator to regression problems in the fixed design setting and Rufibach (2011) used it to estimate the ROC curves. Yet, to the best of our knowledge, none of the existing work concerns dependent data structures such as the stochastic processes studied in this paper. In fact, this paper gives positive answers to the questions raised recently by Xia and Tong (2010) and Yao (2010).

As demonstrations, we apply our method to two real data sets:

(a) the streamflow data for the Hirnant river, Wales, for November and December, 1972, given by Weiss (1985). Here we consider a period of 107 consecutive half-hours with some recorded streamflow (observations #334-440). (More sophisticated models could impose a binary Markov chain to separate the periods with rain and without rain.) Figure 1(a) shows the series. Its partial autocorrelation function (PACF) is plotted in Figure 1(b). The PACF plot hints that we could summarize the mean-centered series (i.e. the data adjusted by subtraction of the sample mean) by a second-order autoregressive (AR(2)) model

$$X_t = a_1 X_{t-1} + a_2 X_{t-2} + \epsilon_t,$$

where $\{\epsilon_t\}$ are *i.i.d* innovations following an unknown distribution Q . The estimates using GQMLE are given in Table 1. However, the normal quantile-quantile (Q-Q) plot of the residuals in Figure 1(c) gives strong evidence that fitting the model with Gaussian innovations is inappropriate. The plot also indicates that the distribution of the innovations is skewed and has tails heavier than Gaussian. In fact, empirical evidence suggests that streamflow and other hydrological data frequently follow gamma distributions (see Sivakumar and Berndtsson (2010) for instance), so the innovations cannot be Gaussian! By adapting the AR(2) model into our new framework, we have the fitted model shown in Table 1, with the estimated density function corresponding to \hat{Q} plotted in Figure 1(d).

(b) the daily log-return of the FTSE 100 index from January 2, 1991 to December 30, 2010. The GARCH(1,1) model is chosen here because it is widely regarded as the

Method	a_1	a_2	Q
GQMLE:	1.205	- 0.323	$N(0, 2.882)$
LCMLE:	1.153	- 0.231	\hat{Q}

Table 1: Estimated AR(2) by the GQMLE and the LCMLE based on the streamflow data.

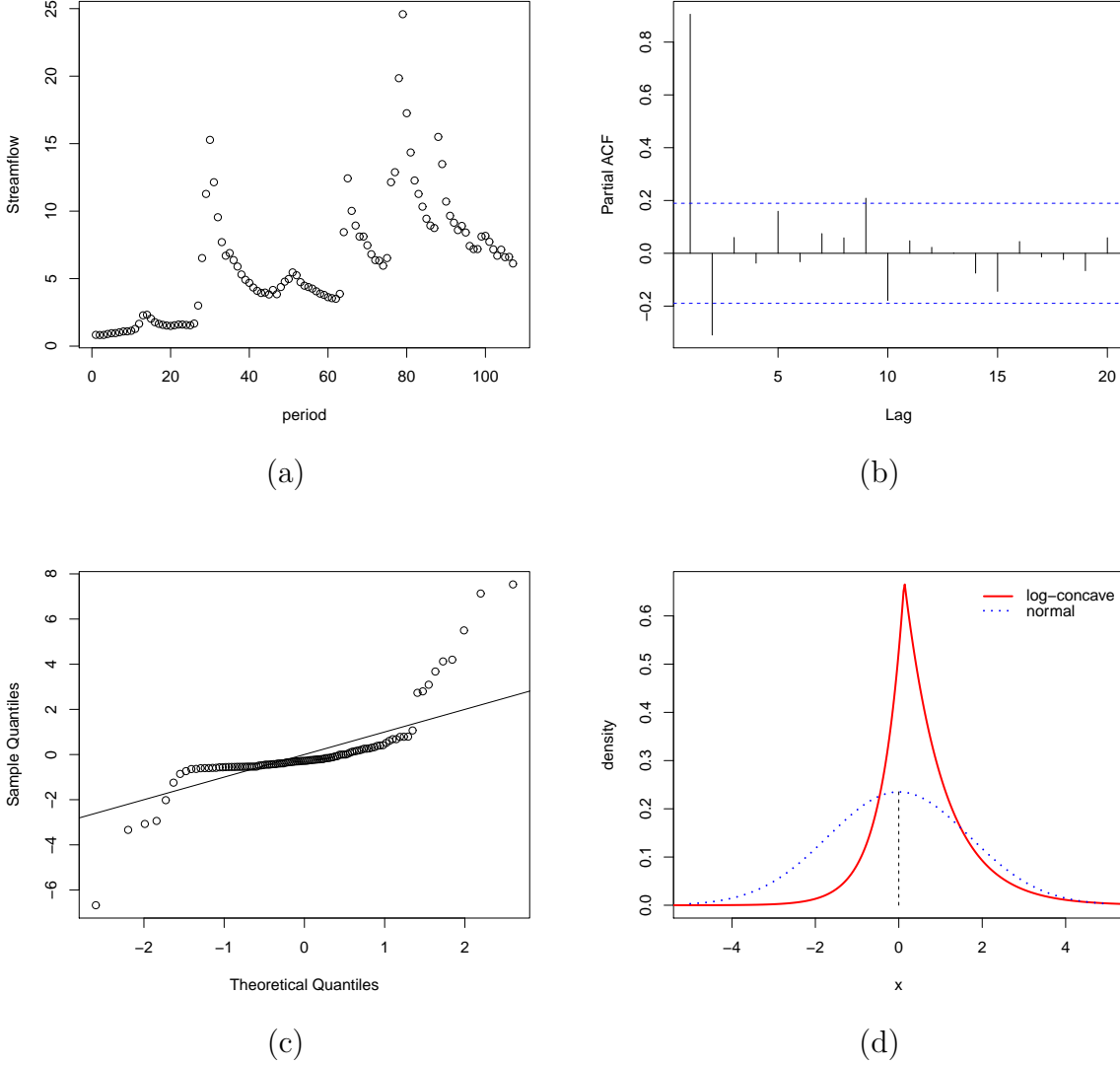


Figure 1: (a) plots the streamflow data for the Hirnant river; (b) plots the PACF; (c) gives the normal Q-Q plot of the residuals by fitting AR(2) model with Gaussian innovations; (d) plots the estimated density functions by the LCMLE (solid) and the GQMLE (dotted).

reference model, and is by far the most commonly-used model in empirical studies. The

algebraic form of the model is

$$X_t = \epsilon_t \sigma_t, \quad \sigma_t^2 = c_0 + \alpha_1 X_{t-1}^2 + \beta_1 \sigma_{t-1}^2,$$

where $\{\epsilon_t\}$ are *i.i.d* innovations from a distribution Q with unit second moment. The estimates from the GQMLE and the LCMLE are given in Table 2, with the estimated density function corresponding to \hat{Q} from the LCMLE plotted in Figure 2(a). Here the difference between \hat{Q} and Gaussian is noticeable. In particular, the tails of \hat{Q} are heavier. Note that in both fits, the coefficient $\hat{\beta}_1$ is greater than 0.8, indicating a strong persistence of shocks on volatility. Still, the residual normal Q-Q plot of the GQMLE in Figure 2(b) indicates that the model with Gaussian innovations is not flexible enough.

Method	c_0	α_1	β_1	Q
GQMLE:	1.15×10^{-6}	0.085	0.906	$N(0, 1)$
LCMLE:	2.15×10^{-6}	0.159	0.832	\hat{Q}

Table 2: Estimated GARCH(1,1) by the GQMLE and the LCMLE based on the FTSE data.

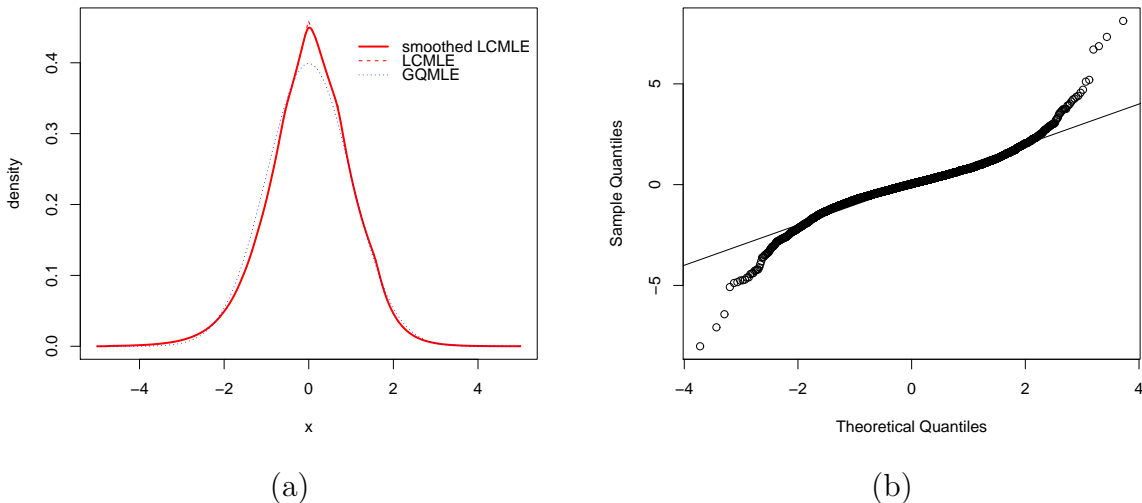


Figure 2: (a) plots the estimated density function by the smoothed LCMLE (see Section 3.3) (solid), the LCMLE (dashed) and the GQMLE (dotted) on the FTSE data; (b) gives the residual normal Q-Q plot by fitting the GARCH(1,1) model with Gaussian innovations.

The rest of the paper is organized as follows. In Section 2, we apply our method to the class of ARMA models. We display in detail how the LCMLE is constructed in Section 2.1.

Theoretical results regarding its existence and consistency are given in Section 2.2. A variant of the LCMLE is suggested in Section 2.3, which potentially offers better performance in small sample sizes and provides a nice link to the smoothed log-concave maximum likelihood estimator studied by Dümbgen and Rufibach (2009) and Chen and Samworth (2011).

Section 3 adapts the framework to a particular nonlinear setting, where GARCH models are considered. The challenge of constructing the LCMLE is taken up in Section 3.1, while results concerning its existence and consistency are described in Section 3.2.

Section 4.1 is devoted to the computation of the LCMLE. We illustrate a typical realization of the LCMLE in Section 4.2. A simulation study follows in Section 4.3, confirming the improved finite sample performance over the GQMLE in the setting of non-Gaussian innovations. Moreover, we demonstrate that even in the case where the innovations are Gaussian, the performance of our LCMLE remains comparable to that of the GQMLE.

It is worth noting that in Sections 2.2 and 3.2, our theory is developed under both correct and incorrect model specification of the innovations. We defer all proofs to the appendix.

2 Autoregressive moving average (ARMA) models

In this section, we consider the $\text{ARMA}(p, q)$ process with observations $\{X_t\}$. The model is defined as

$$X_t = \sum_{i=1}^p a_i X_{t-i} + \sum_{i=1}^q b_i \epsilon_{t-i} + \epsilon_t,$$

where $\{\epsilon_t\}$ are *i.i.d* random variables, and where $a_1, \dots, a_p, b_1, \dots, b_q$ are real coefficients.

Arguably, the class of ARMA models is the most widely used class of linear models by time series practitioners. See Brockwell and Davis (1991) for a thorough survey of the background. Our goal in this section is to estimate the parameters $a_1, \dots, a_p, b_1, \dots, b_q$ and the distribution of $\{\epsilon_t\}$ simultaneously.

2.1 The log-concave maximum likelihood estimator

Assume that the observations X_1, \dots, X_n are from an $\text{ARMA}(p, q)$ process, where the orders p and q are known. The vector of the parameters

$$\boldsymbol{\theta} = (\mathbf{a}^T, \mathbf{b}^T)^T = (a_1, \dots, a_p, b_1, \dots, b_q)^T$$

belongs to a parameter space $\Theta \subseteq \mathbb{R}^{p+q}$.

Let $\boldsymbol{\theta}_0 = (a_{01}, \dots, a_{0p}, b_{01}, \dots, b_{0q})^T$ and Q_0 denote respectively the true value of the parameter vector and the true distribution of innovations.

Let Φ be the family of concave functions $\phi : \mathbb{R} \rightarrow [-\infty, \infty)$ which are upper semicontinuous and coercive in the sense that $\phi(x) \rightarrow -\infty$ as $|x| \rightarrow \infty$. Furthermore, let

$$\Phi_0 = \left\{ \phi \in \Phi : \int e^{\phi(x)} dx = 1 \right\}.$$

The following conditions are imposed to construct the LCMLE:

- (A.1) Q_0 is a distribution with density function f_0 and has finite expectation;
- (A.2) $\boldsymbol{\theta}_0 \in \Theta$, Θ is closed;
- (A.3) Θ is a bounded subset of \mathbb{R}^{p+q} .

The log-concave log-likelihood can be expressed as

$$l_n(\phi, \boldsymbol{\theta}) = l_n(\phi, \boldsymbol{\theta}; X_1, \dots, X_n) = \sum_{t=1}^n \phi(\tilde{\epsilon}_t(\boldsymbol{\theta})),$$

where $\phi \in \Phi_0$, $\boldsymbol{\theta} \in \Theta$ and $\{\tilde{\epsilon}_t(\boldsymbol{\theta})\}$ are the estimated innovations computed recursively by

$$\tilde{\epsilon}_t(\boldsymbol{\theta}) = X_t - \sum_{i=1}^p a_i X_{t-i} - \sum_{i=1}^q b_i \tilde{\epsilon}_{t-i}(\boldsymbol{\theta}).$$

The choice of the unknown initial values is unimportant asymptotically. To simplify our analysis, we use

$$X_0 = \dots = X_{1-p} = \tilde{\epsilon}_0(\boldsymbol{\theta}) = \dots = \tilde{\epsilon}_{1-q}(\boldsymbol{\theta}) = 0. \quad (2.1)$$

Intuitively, one would seek to maximize $l_n(\phi, \boldsymbol{\theta})$ over $\Phi_0 \times \Theta$. However, it turns out that this naive optimization approach is very computationally intensive. We therefore employ the standard trick of adding a Lagrange term (Silverman, 1982) and propose the following procedure:

- (i) Let $(\hat{\phi}_n, \hat{\boldsymbol{\theta}}_n)$ be a maximizer of

$$\Lambda_n(\phi, \boldsymbol{\theta}) = \Lambda_n(\phi, \boldsymbol{\theta}; X_1, \dots, X_n) = \frac{1}{n} \sum_{t=1}^n \phi(\tilde{\epsilon}_t(\boldsymbol{\theta})) - \int e^{\phi(x)} dx + 1 \quad (2.2)$$

over all $(\phi, \boldsymbol{\theta}) \in \Phi \times \Theta$.

(ii) Return

$$\hat{f}_n(x) = e^{\hat{\phi}_n(x)} \quad \text{and} \quad \hat{\theta}_n, \quad (2.3)$$

where we call \hat{f}_n and $\hat{\theta}_n$ the *log-concave ARMA maximum likelihood estimator* of f_0 and θ_0 respectively.

Remark: One can think of $-\int e^{\phi(x)} dx + 1$ in (2.2) as a ‘Lagrangian’ term. For any fixed θ , the maximizer $\phi_\theta = \arg \max_{\phi \in \Phi} \Lambda_n(\phi, \theta)$ automatically satisfies $\int e^{\phi_\theta(x)} dx = 1$, so $e^{\hat{\phi}_n(x)}$ always defines a density.

2.2 Theoretical properties

Theorem 2.1 (Existence in ARMA). *For every $n > p + q + 1$, under assumptions (A.1) – (A.3), the LCMLE $(\hat{f}_n, \hat{\theta}_n)$ defined in (2.3) exists with probability one.*

In the case $q = 0$ (autoregressive models), assumption (A.3) is not needed to guarantee the existence of the LCMLE. In particular, as is justified by the following corollary, one can take $\Theta = \mathbb{R}^p$.

Corollary 2.2. *If $q = 0$, then for every $n > p + 1$, under assumptions (A.1) – (A.2), the LCMLE $(\hat{f}_n, \hat{\theta}_n)$ defined in (2.3) exists with probability one.*

Define the ARMA polynomials as follows:

$$\mathbf{A}_\theta(z) = 1 - \sum_{i=1}^p a_i z^i \quad \text{and} \quad \mathbf{B}_\theta(z) = 1 + \sum_{i=1}^q b_i z^i. \quad (2.4)$$

To establish the consistency of the LCMLE, we impose three more mild assumptions:

- (A.4) The ARMA(p, q) process with the parameter vector θ_0 is causal;
- (A.5) $\mathbf{B}_\theta(z) \neq 0$ for all $\theta \in \Theta$ and all $z \in \mathbb{C}$ such that $|z| \leq 1$;
- (A.6) If $p > 0$ and $q > 0$, $\mathbf{A}_{\theta_0}(z)$ and $\mathbf{B}_{\theta_0}(z)$ have no common roots and $|a_{0p}| + |b_{0q}| \neq 0$.

Remarks:

1. Under assumption (A.4), it can be shown in the spirit of Proposition 13.3.2 of Brockwell and Davis (1991) that observations $\{X_t\}$ are drawn from a strictly stationary and ergodic process. In fact, if assumption (A.6) holds, assumption (A.4) is equivalent to requiring $\mathbf{A}_{\theta_0}(z) \neq 0$ for all $z \in \mathbb{C}$ such that $|z| \leq 1$ (Theorem 3.1.1 of Brockwell and Davis (1991)).

2. The purpose of assumption **(A.5)** is twofold. First, it allows us improve the accuracy of our innovation estimates as n grows larger (via invertibility). Second, **(A.5)** at $\boldsymbol{\theta}_0$ is necessary for our estimation problem to be identifiable. See Proposition 4.4.2 of Brockwell and Davis (1991) for more details.
3. The ARMA models without assumption **(A.6)** are unidentifiable. Assumption **(A.6)** also allows for an overidentification of either p or q , but not both.

Denote by \mathcal{F} the class of log-concave densities. Define the best log-concave approximation of f_0 as

$$f_0^* = \arg \max_{f \in \mathcal{F}} \int f_0 \log f.$$

If f_0 is log-concave, then $f_0^* = f_0$. Otherwise, in the case that f_0 has finite entropy, f_0^* is the density function that minimizes the Kullback–Leibler divergence $D_{KL}(f_0, f) = \int f_0 \log(f_0/f)$ over all log-concave densities f .

As is illustrated in Cule *et al.* (2010), if f_0 is reasonably close to log-concave, f_0^* will not be too far away from f_0 . More details regarding the properties of f_0^* can be found in Dümbgen *et al.* (2011) and Chen and Samworth (2011).

Now we are in the position to state the consistency theorem.

Theorem 2.3 (Consistency in ARMA). *Let $(\hat{f}_n, \hat{\boldsymbol{\theta}}_n)$ be a sequence of LCMLEs defined in (2.3). Under assumptions **(A.1)**–**(A.6)**, almost surely*

$$\int |\hat{f}_n(x) - f_0^*(x)| dx \rightarrow 0, \quad \hat{\boldsymbol{\theta}}_n \rightarrow \boldsymbol{\theta}_0, \tag{2.5}$$

as $n \rightarrow \infty$.

When $q = 0$, there is no need to estimate the innovations iteratively, so assumptions can be relaxed to derive a consistent LCMLE.

Corollary 2.4. *Let $(\hat{f}_n, \hat{\boldsymbol{\theta}}_n)$ be a sequence of LCMLEs defined in (2.3). If $q = 0$, then under assumptions **(A.1)**, **(A.2)** and **(A.4)**, (2.5) holds almost surely.*

Remark:

1. The convergence of $\hat{f}_n(x)$ in the L_1 norm can be strengthened as follows: suppose that $a : \mathbb{R} \rightarrow \mathbb{R}$ is a sublinear function, i.e. $a(x + y) \leq a(x) + a(y)$ and $a(rx) = ra(x)$ for all $x, y \in \mathbb{R}$ and $r \geq 0$, satisfying $e^{a(x)} f_0^*(x) \rightarrow 0$ as $|x| \rightarrow \infty$. Then it can be shown that

under the conditions of Theorem 2.3,

$$\int e^{a(x)} |\hat{f}_n(x) - f_0^*(x)| \xrightarrow{a.s.} 0$$

(Schuhmacher *et al.*, 2011). Employing this, the dominated convergence theorem and Remark 2.3 of Dümbgen *et al.* (2011), we have

$$\int x \hat{f}_n(x) dx \xrightarrow{a.s.} \int x f_0(x) dx.$$

2. Unlike the common approaches in the literature, we do not require the variance of Q_0 to be finite in order to establish the consistency of $\hat{\theta}_n$ in LCMLE. For other estimators that can handle the infinite variance ARMA, see Mikosch *et al.* (1995) and Pan *et al.* (2007).

2.3 The smoothed log-concave maximum likelihood estimator

In this subsection, we describe a variant of the LCMLE. It has some superior properties over the LCMLE defined in (2.3), is easy to implement, and yet remains computationally feasible.

One problem associated with the LCMLE is that the estimated density function \hat{f}_n is not everywhere differentiable on the real line. It is not even continuous on the boundary of its support. In fact, non-smoothness is a characteristic feature of the shape-constrained maximum likelihood estimators.

To build an estimator with more attractive visual appearance, and to offer potential improvement in small sample sizes, Dümbgen and Rufibach (2009) introduced a smoothed (yet still fully automatic) version of the univariate log-concave maximum likelihood density estimator via convolving with a Gaussian density. Chen and Samworth (2011) extended this idea to the multivariate setting and studied its theoretical properties.

In the case that Q_0 has finite variance, we can adapt this general idea by modifying Step (ii) of the ARMA estimation procedure as follows:

- (ii) Define the empirical distribution

$$\tilde{Q}_{n, \hat{\theta}_n} = \frac{1}{n} \sum_{t=1}^n \delta_{\tilde{\epsilon}_t(\hat{\theta}_n)} ,$$

where δ_a denotes a Dirac point mass at a .

Let $\tilde{f}_n = \hat{f}_n \star \phi_{\hat{A}_n}$ with

$$\hat{A}_n = \int x^2 d\tilde{Q}_{n, \hat{\theta}_n}(x) - \int x^2 \hat{f}_n(x) dx,$$

where ‘ \star ’ is the convolution operator and ϕ_A is the univariate normal density with mean zero and variance A . Return \tilde{f}_n and the same $\hat{\theta}_n$. We call $(\tilde{f}_n, \hat{\theta}_n)$ the *smoothed log-concave ARMA maximum likelihood estimator*.

It can be shown that \hat{A}_n is always positive, so \tilde{f}_n is well-defined. We note that the value of $\hat{\theta}_n$ remains unchanged, but now \hat{f}_n is replaced by its slightly smoothed version \tilde{f}_n . All the theoretical results described in Section 2.2 are still valid. But instead of converging to f_0^* in Theorem 2.3 and Corollary 2.4, \tilde{f}_n converges to f_0^{**} , i.e. $\int |\tilde{f}_n(x) - f_0^{**}(x)| dx \xrightarrow{a.s.} 0$, where $f_0^{**} = f_0^* \star \phi_{A^*}$ with $A^* = \int x^2 f_0(x) dx - \int x^2 f_0^*(x) dx$ (cf. Chen and Samworth (2011)). Nevertheless, in the case that f_0 is log-concave, $f_0^{**} = f_0^* = f_0$.

3 Generalized autoregressive conditional heteroscedasticity (GARCH) models

The class of autoregressive conditional heteroscedasticity (ARCH) models was developed by Engle (1982) and generalized by Bollerslev (1986). We can write the GARCH(p, q) model as

$$X_t = \sigma_t \epsilon_t,$$

where innovations $\{\epsilon_t\}$ are *i.i.d* random variables with unit second moment, and where we model $\{\sigma_t^2\}$ by

$$\sigma_t^2 = c + \sum_{i=1}^q \alpha_i X_{t-i}^2 + \sum_{i=1}^p \beta_i \sigma_{t-i}^2.$$

Here $c > 0$, $\alpha_i \geq 0$ for $i = 1, \dots, q$ and $\beta_i \geq 0$ for $i = 1, \dots, p$.

One primary feature of this class of models is that it allows the conditional variances to change over time. Often the distribution of $\{\epsilon_t\}$ is assumed to be standard normal, so that estimates of $\alpha_1, \dots, \alpha_q, \beta_1, \dots, \beta_p$ and c can be derived by maximizing the conditional log-likelihood. If the distribution of the innovations is misspecified, maximizing the quasi-log-likelihood still gives consistent estimates of these parameters (Ling and McAleer, 2003), but is usually inefficient. See also Francq and Zakoïan (2004) and Francq and Zakoïan (2010).

for more details. In the following, we argue that the above issue can be handled by assuming that the innovations have a log-concave density.

3.1 The log-concave maximum likelihood estimator

Assume that the observations X_1, \dots, X_n constitute a realization of a GARCH(p, q) process, where the orders p and q are assumed to be known. The vector of the parameters

$$\boldsymbol{\theta} = (c, \boldsymbol{\alpha}^T, \boldsymbol{\beta}^T)^T = (c, \alpha_1, \dots, \alpha_q, \beta_1, \dots, \beta_p)^T$$

belongs to a parameter space of form $\Theta \subseteq (0, \infty) \times [0, \infty)^{p+q}$.

Both the true distribution of $\{\epsilon_t\}$ and the true value of the parameter vector are unknown and to be estimated. They are denoted by Q_0 and $\boldsymbol{\theta}_0 = (c_0, \alpha_{01}, \dots, \alpha_{0q}, \beta_{01}, \dots, \beta_{0p})^T$ respectively.

In order to construct the LCMLE, we impose the following conditions:

- (B.1) Q_0 has unit second moment and a density function f_0 ;
- (B.2) $\boldsymbol{\theta}_0 \in \Theta$ and Θ is compact;
- (B.3) For all $\theta \in \Theta$, $\sum_{i=1}^p \beta_i < 1$.

Remarks:

1. It can be shown that the assumption (B.3) is weaker than assuming strict stationarity of the processes over Θ . For instance, see Corollary 2.2 of Francq and Zakoïan (2010).
2. Without loss of generality, we will assume in the rest of the paper that assumptions (B.2) and (B.3) hold true when the parameter space is

$$\Theta = [\delta, 1/\delta] \times [0, 1/\delta]^q \times \left\{ (z_1, \dots, z_p)^T \in \mathbb{R}^p : \sum_{i=1}^p z_i \leq 1 - \delta, z_i \geq 0 \text{ for } i = 1, \dots, p \right\} \quad (3.1)$$

for some known sufficiently small $\delta \in (0, 1)$.

Now the log-concave log-likelihood of GARCH can be expressed as

$$l_n(\phi, \boldsymbol{\theta}) = l_n(\phi, \boldsymbol{\theta}; X_1, \dots, X_n) = \sum_{t=1}^n \phi \left(\frac{X_t}{\sqrt{\tilde{\sigma}_t^2(\boldsymbol{\theta})}} \right) - \frac{1}{2} \sum_{t=1}^n \log(\tilde{\sigma}_t^2(\boldsymbol{\theta})), \quad (3.2)$$

where $\phi \in \Phi_0$, $\boldsymbol{\theta} \in \Theta$ and $\{\tilde{\sigma}_t^2(\boldsymbol{\theta})\}$ are defined recursively by

$$\tilde{\sigma}_t^2(\boldsymbol{\theta}) = c + \sum_{i=1}^q \alpha_i X_{t-i}^2 + \sum_{i=1}^p \beta_i \tilde{\sigma}_{t-i}^2(\boldsymbol{\theta}).$$

As is shown in the appendix, asymptotically the choice of the unknown initial values is irrelevant to our final estimates. But in order to simplify the proof of Theorem 3.1, here we propose

$$X_0^2 = \dots = X_{1-q}^2 = 0 \quad \text{and} \quad \tilde{\sigma}_0^2(\boldsymbol{\theta}) = \dots = \tilde{\sigma}_{1-p}^2(\boldsymbol{\theta}) = \frac{c}{1 - \sum_{i=1}^p \beta_i}. \quad (3.3)$$

Let Φ_1 be a subset of Φ such that

$$\Phi_1 = \left\{ \phi \in \Phi : \int e^{\phi(x)} dx = 1, \int x^2 e^{\phi(x)} dx = 1 \right\}.$$

Naturally, one would attempt to maximize $l_n(\phi, \boldsymbol{\theta})$ over $\Phi_1 \times \Theta$. However, it is hard to enforce all the constraints simultaneously. Therefore we seek to reformulate the optimization problem.

Our approach is motivated by the following property of the GARCH process: if we replace $(f_0(\cdot), c, \boldsymbol{\alpha}, \boldsymbol{\beta})$ by $(\sqrt{k}f_0(\sqrt{k}\cdot), kc, k\boldsymbol{\alpha}, k\boldsymbol{\beta})$ for any constant $k \in (0, \infty)$, the GARCH process remains unchanged, as well as the value of (3.2) using the initial values suggested in (3.3). Therefore we can use the following procedure to estimate $(f_0, \boldsymbol{\theta}_0)$:

(i) Define the *transformed* parameter space

$$\Theta' = \{1\} \times [0, 1/\delta^2]^q \times \left\{ (z_1, \dots, z_p)^T \in \mathbb{R}^p : \sum_{i=1}^p z_i \leq 1 - \delta, z_i \geq 0 \text{ for } i = 1, \dots, p \right\}.$$

Let $(\hat{\phi}'_n, 1, \hat{\boldsymbol{\alpha}}'_n, \hat{\boldsymbol{\beta}}_n)$ be a maximizer over $(\phi, \boldsymbol{\theta}) \in \Phi \times \Theta'$ of

$$\Lambda_n(\phi, \boldsymbol{\theta}) = \Lambda_n(\phi, \boldsymbol{\theta}; X_1, \dots, X_n) = \frac{1}{n} \sum_{t=1}^n \phi \left(\frac{X_t}{\sqrt{\tilde{\sigma}_t^2(\boldsymbol{\theta})}} \right) - \frac{1}{2n} \sum_{t=1}^n \log(\tilde{\sigma}_t^2(\boldsymbol{\theta})) - \int e^{\phi(x)} dx + 1. \quad (3.4)$$

For convenience, we denote $(1, (\hat{\boldsymbol{\alpha}}'_n)^T, \hat{\boldsymbol{\beta}}_n^T)^T$ by $\hat{\boldsymbol{\theta}}'_n$.

(ii) Set

$$\hat{c}_n = \frac{1}{n} \sum_{t=1}^n \frac{X_t^2}{\tilde{\sigma}_t^2(\hat{\boldsymbol{\theta}}'_n)}.$$

(iii) Return

$$\hat{f}_n(x) = \sqrt{\hat{c}_n} e^{\hat{\phi}'_n(\sqrt{\hat{c}_n}x)} \quad \text{and} \quad \hat{\boldsymbol{\theta}}_n = (\hat{c}_n, \hat{c}_n(\hat{\boldsymbol{\alpha}}'_n)^T, \hat{\boldsymbol{\beta}}_n^T)^T, \quad (3.5)$$

where $(\hat{f}_n, \hat{\boldsymbol{\theta}}_n)$ is called the *log-concave GARCH maximum likelihood estimator* of $(f_0, \boldsymbol{\theta}_0)$.

Remarks:

1. If assumption **(B.3)** is true over Θ , it is also true over Θ' .
2. The function \hat{f}_n is always a probability density function. Though it is not guaranteed that $\int x^2 \hat{f}_n(x) dx = 1$, we show in Section 3.2 that this statement is asymptotically true if f_0 is log-concave.
3. By making use of the smoothed log-concave density estimator, it is easy to modify the above steps to enforce the second moment of the estimated innovation distribution to be *exactly* one. See Section 3.3 for more details.

3.2 Theoretical properties

The existence of the LCMLE under the GARCH setting is stated in the next theorem.

Theorem 3.1 (Existence in GARCH). *For every $n > p + q + 1$, under assumptions **(B.1)** – **(B.3)**, the LCMLE $(\hat{f}_n, \hat{\boldsymbol{\theta}}_n)$ defined in (3.5) exists with probability one.*

We define the GARCH polynomials as

$$\mathcal{A}_{\boldsymbol{\theta}}(z) = \sum_{i=1}^q \alpha_i z^i \quad \text{and} \quad \mathcal{B}_{\boldsymbol{\theta}}(z) = 1 - \sum_{i=1}^p \beta_i z^i.$$

To show strong consistency, two more mild assumptions are needed:

- (B.4)** The GARCH(p, q) process with the innovation distribution Q_0 and the parameter vector $\boldsymbol{\theta}_0$ and is strict stationary and ergodic;
- (B.5)** If $p > 0$, $\mathcal{A}_{\boldsymbol{\theta}_0}(z)$ and $\mathcal{B}_{\boldsymbol{\theta}_0}(z)$ have no common roots, $\mathcal{A}_{\boldsymbol{\theta}_0}(1) \neq 0$ and $\alpha_{0q} + \beta_{0p} \neq 0$.

Remarks:

1. A necessary and sufficient condition for the assumption **(B.4)** was established by Bougerol and Picard (1992) in terms of the top Lyapunov exponent. A more interpretable sufficient condition

was given by Bollerslev (1986), namely, $\sum_{i=1}^q \alpha_{0i} + \sum_{i=1}^p \beta_{0i} < 1$. Note that Bollerslev's condition also implies second-order stationarity, but here we do not need such a strong condition to establish the consistency of our LCMLE.

2. Assumption **(B.5)** ensures that the model is identifiable. This assumption also allows for an overidentification of either q or p . We refer to Remark 2.4 of Francq and Zakoïan (2004) for a detailed discussion.

Theorem 3.2 (Consistency in GARCH). *Let $(\hat{f}_n, \hat{\theta}_n)$ be a sequence of LCMLEs given by (3.5). Under assumptions **(B.1)**–**(B.5)**, almost surely*

$$\int |\hat{f}_n(x) - f_0^*(x)| dx \rightarrow 0, \quad \hat{\theta}_n \rightarrow \theta_0,$$

as $n \rightarrow \infty$. Moreover, if f_0 is log-concave, then

$$\int x^2 \hat{f}_n(x) dx \rightarrow 1, \quad a.s. \tag{3.6}$$

3.3 The smoothed log-concave maximum likelihood estimator

Analogous to Section 2.3, the idea of smoothing can be adapted to Step (iii) of the GARCH estimation procedure by changing it as follows:

- (iii) Compute $(\hat{f}_n, \hat{\theta}_n)$ in the same way as before. Set $\hat{A}_n = 1 - \int x^2 \hat{f}_n(x) dx$ and $\tilde{f}_n = \hat{f}_n \star \phi_{\hat{A}_n}$ (N.B. one can prove $\hat{A}_n > 0$). Return \tilde{f}_n and the same $\hat{\theta}_n$. We call $(\tilde{f}_n, \hat{\theta}_n)$ the *smoothed log-concave GARCH maximum likelihood estimator*.

One nice feature of this new estimator is that the unit second moment constraint is satisfied automatically, i.e. $\int x^2 \tilde{f}_n(x) dx = 1$. Again, Theorem 3.1 and Theorem 3.2 are still valid, but \tilde{f}_n converges to f_0^{**} instead of f_0^* in Theorem 3.2.

4 Computational issues and simulation results

4.1 Computational issues

Computing the LCMLEs proposed in Section 2 and Section 3 is fast and straightforward, especially when p and q are not too large. Because the maximizer of $\Lambda_n(\phi, \theta)$ over $\phi \in \Phi$ for fixed θ can be found very efficiently by an active set algorithm implemented in the R package `logcondens` (Rufibach and Dümbgen, 2011), the optimization problem reduces to

maximizing a continuous function over Θ or Θ' (N.B. continuity is shown in the appendix). Many well-known optimization algorithms can be utilized, including the simplex algorithm (Nelder and Mead, 1965) and differential evolution (Price *et al.*, 2005). When initial guesses are needed for θ , one reasonable choice would be the least squares (LS) estimate of θ_0 . In the following studies, we used the simplex algorithm for optimization, because in general it is much faster than differential evolution.

4.2 An illustration

In this subsection, we show a typical realization of our LCMLE in the simple AR(1) setting. We consider the following model

$$X_t = 0.7X_{t-1} + \epsilon_t,$$

where $\{\epsilon_t\}$ follow a centered Gamma(3,1) distribution (i.e. $f(x) = (x+3)^2 e^{-x-3}/2$, $x \geq -3$). We simulated $n = 50$ observations from this model. These observations are plotted in Figure 3(a). The one-step predictions based on the LCMLE (solid) and the GQMLE (dotted) are also presented in Figure 3(a). It is interesting to see that two fitted curves disagree with each other considerably when n is extremely small ($n < 10$), reflecting the difficulty in semiparametric modelling with tiny sample sizes. As n increases, unsurprisingly two fitted curves become nearly identical. In fact, in this realization, the final estimated value of a_{01} using the LCMLE is 0.739, somewhat better than 0.758 using the GQMLE. Figure 3(b) plots the estimated density function of the innovations using different methods. The improvement of the smoothed LCMLE over the LCMLE is visible due to the small sample size. Remarkably, even with a relatively small sample size in this realization, both the smoothed LCMLE and the LCMLE give estimates fairly close to the true density function.

4.3 Finite sample performance

To examine the finite sample performance of our method, we run simulation experiments on a variety of ARMA and GARCH models. Both the centered exponential innovations (i.e. $f_0(x) = e^{x+1}$, $x \geq -1$) and the standard Gaussian innovations (i.e. $f_0(x) = \frac{1}{\sqrt{2\pi}} e^{-x^2/2}$, $x \in \mathbb{R}$) are considered. We set the number of observations $n = 1000$. Models that we consider, together with their corresponding true values of parameters are listed in Table 3. These values are picked in such a way that all assumptions from Section 2 and 3 are satisfied.

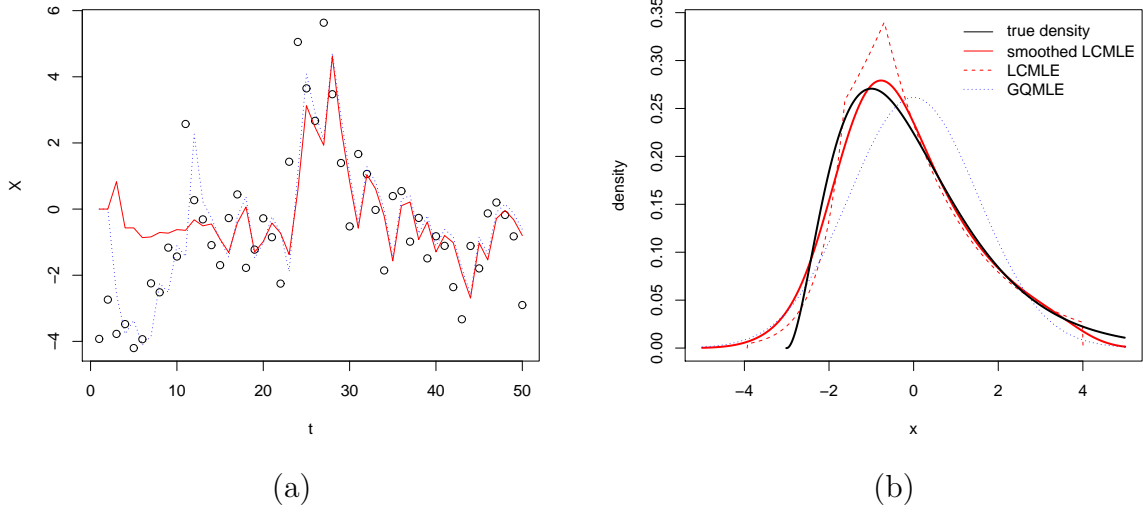


Figure 3: (a) the simulated observations of AR(1) are plotted in circles, while the one-step predictions based on the LCMLE and the GQMLE are plotted respectively in solid and dotted lines; (b) plots the estimated density function by the smoothed LCMLE (solid red), the LCMLE (dashed red) and the GQMLE (dotted blue). The true density function is shown in solid black curve.

Linear models	
AR(1):	$a_{01} = 0.5$
MA(1):	$b_{01} = 0.5$
AR(2):	$a_{01} = 0.5, a_{02} = -0.5$
ARMA(1,1):	$a_{01} = 0.5, b_{01} = 0.5$
ARMA(3,2):	$a_{01} = 0.75, a_{02} = -0.5, a_{03} = 0.25, b_{01} = 0.75, b_{02} = 0.25$
Nonlinear models	
ARCH(1):	$c_0 = 2, \alpha_{01} = 0.5$
ARCH(2):	$c_0 = 1, \alpha_{01} = 0.5, \alpha_{02} = 0.5$
GARCH(1,1):	$c_0 = 2, \alpha_{01} = 0.5, \beta_{01} = 0.5$
GARCH(2,3):	$c_0 = 0.5, \alpha_{01} = 0.3, \alpha_{02} = 0.1, \alpha_{03} = 0.2, \beta_{01} = 0.2, \beta_{02} = 0.1$

Table 3: Different time series models considered in the simulation study.

The results obtained in 1000 simulations by the LCMLE are given in Table 4 in terms of the estimated root-mean-square error (RSME). Here RSME is defined as $\sqrt{\mathbb{E}\|\hat{\theta}_n - \theta_0\|_2^2}$, where $\|\cdot\|_2$ is the Euclidean norm. The estimates from the GQMLE are illustrated for comparison. The least squares estimator (LS) is omitted here because its performance is no better than that of the GQMLE. Table 5 and Table 6 provide further details of the estimated characteristics of the LCMLE and the GQMLE for each parameter in ARMA(1,1)

and GARCH(1,1).

Models	Estimated RMSE			
	centered exponential		Gaussian	
	LCMLE	GQMLE	LCMLE	GQMLE
AR(1)	0.0112	0.0654	0.0733	0.0678
MA(1)	0.0026	0.0282	0.0287	0.0271
AR(2)	0.0173	0.0830	0.1026	0.0873
ARMA(1,1)	0.0056	0.0497	0.0521	0.0485
ARMA(3,2)	0.1019	0.2298	0.2519	0.2399
ARCH(1)	0.1807	0.3155	0.1686	0.1510
ARCH(2)	0.1151	0.2866	0.1656	0.1500
GARCH(1,1)	0.1882	0.7686	0.4727	0.4423
GARCH(2,3)	0.1044	0.3446	0.2254	0.2217

Table 4: Estimated root-mean-squared error of the LCMLE and the GQMLE in different models with different types of innovations.

ARMA (1,1)	centered exponential				Gaussian			
	\hat{a}_1		\hat{b}_1		\hat{a}_1		\hat{b}_1	
	LCMLE	GQMLE	LCMLE	GQMLE	LCMLE	GQMLE	LCMLE	GQMLE
Mean	0.5009	0.4983	0.4993	0.5012	0.4961	0.4974	0.5005	0.5010
RMSE	0.0039	0.0346	0.0039	0.0356	0.0375	0.0345	0.0360	0.0340

Table 5: Estimated characteristics of the LCMLE and the GQMLE in ARMA(1,1).

GARCH (1,1)	centered exponential					
	\hat{c}		$\hat{\alpha}_1$		$\hat{\beta}_1$	
	LCMLE	GQMLE	LCMLE	GQMLE	LCMLE	GQMLE
Mean	2.0038	2.1741	0.4994	0.5112	0.4990	0.4787
RMSE	0.1826	0.7297	0.0456	0.1385	0.0060	0.0937
	Gaussian					
	\hat{c}		$\hat{\alpha}_1$		$\hat{\beta}_1$	
	LCMLE	GQMLE	LCMLE	GQMLE	LCMLE	GQMLE
Mean	2.0682	2.1207	0.5016	0.5035	0.4955	0.4906
RMSE	0.4614	0.4193	0.0634	0.0598	0.0456	0.0417

Table 6: Estimated characteristics of the LCMLE and the GQMLE in GARCH(1,1).

These results suggest that if the true innovations are non-Gaussian but log-concave, the LCMLE offers substantial improvement over its competitors (GQMLE or LS). Strikingly,

the reduction in RMSE varies from 50% to 90% in the case where the innovations follow the centered exponential distribution. Even if the true distribution of the innovations is Gaussian, our LCMLE's performance is still comparable to GQMLE's, indicating that there is little price one has to pay for assuming the innovations to be log-concave. This conclusion is reconfirmed in Figure 4, where we plotted the empirical cumulative distribution functions (ECDF) of the estimators of a_{01} based on both the LCMLE and the GQMLE in the AR(1) setting. Finally, we note that very similar ECDF plots can be obtained under the setting of other ARMA/GARCH models.

Acknowledgements

I am extremely grateful to my Ph.D supervisor, Richard Samworth, for suggesting this investigation and for many subsequent helpful conversations. This research is supported by Cambridge Overseas Trust, Man Group PhD award and a Hughes Hall bursary.

5 Appendix

5.1 Preliminaries

We first introduce the p^{th} Mallows distance as a measure of distance between two probability distributions. It is also known as the p^{th} Wasserstein distance. For historical reasons, when $p = 1$, it is also called the Kantorovich–Rubinstein distance or the Earth Mover's distance. More formally, for two probability measures μ and ν on the same Polish metric space equipped with the metric d , it is defined as

$$D_p(\mu, \nu) = \left[\inf \mathbb{E} d(X, Y)^p \right]^{1/p},$$

where the infimum is taken over all joint distributions of the random variables X and Y with marginals μ and ν respectively. See Villani (2009) for a nice introduction to this topic.

Our next definition is extremely useful in proving the theoretical properties of the LCMLE. Let \mathcal{Q} be the family of all probability distributions on \mathbb{R} . Denote by \mathcal{Q}^* the subset of \mathcal{Q} which contains all distributions with finite expectation and non-zero variance. For $Q \in \mathcal{Q}$,

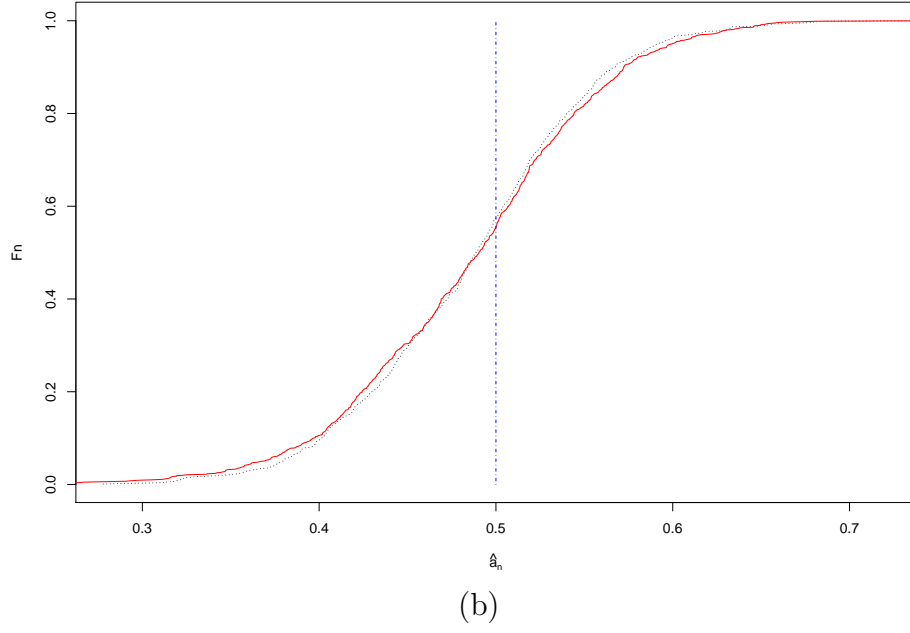
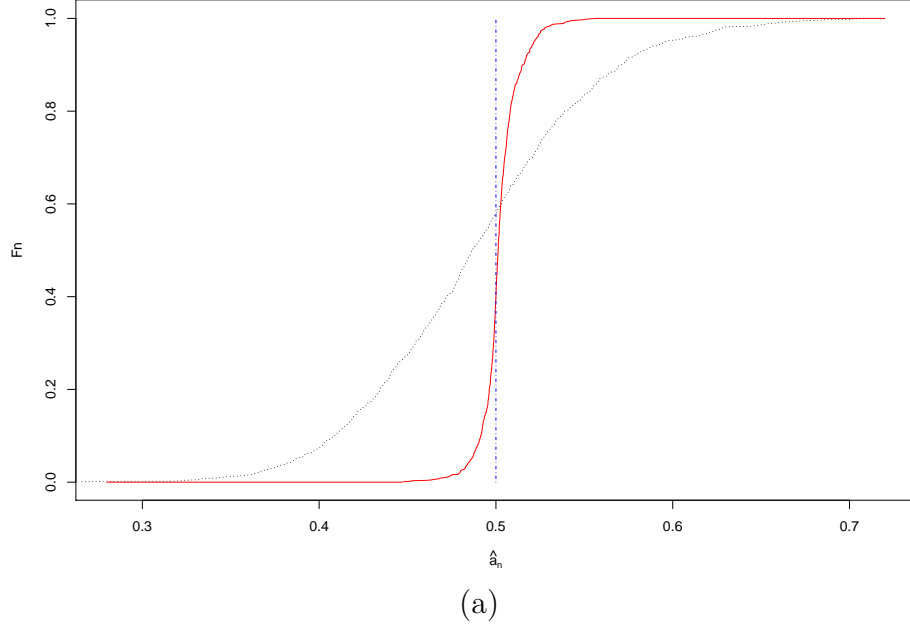


Figure 4: ECDFs of the estimators of a_{01} by the LCMLE (Solid) and the GQMLE (dotted) based on 1000 simulations in the setting of AR(1) ($a_{01} = 0.5$) with: (a) centered exponential innovations; (b) Gaussian innovations.

define a profile log-likelihood type functional

$$L(Q) = \sup_{\phi \in \Phi} \left\{ \int \phi dQ - \int e^{\phi(x)} dx + 1 \right\}.$$

If Q doesn't have finite expectation, $L(Q) = -\infty$. If Q has zero variance, $L(Q) = \infty$.

The function $L(\cdot)$ has been very well studied in Dümbgen *et al.* (2011). In particular, they proved that $L(\cdot)$ is continuous in \mathcal{Q}^* with respect to the 1st Mallows distance and for all $Q \in \mathcal{Q}^*$ there exists a unique function

$$\psi(\cdot|Q) \in \arg \max_{\phi \in \Phi} \left\{ \int \phi dQ - \int e^{\phi(x)} dx + 1 \right\}.$$

5.2 Proofs

We recall the definition of the ARMA polynomials from (2.4). The proof of Theorem 2.1 requires the following proposition.

Proposition 5.1. *Let*

$$\eta_i(\boldsymbol{\theta}) = \frac{1}{i!} \frac{d^i}{dz^i} \left\{ \frac{\mathbf{A}_{\boldsymbol{\theta}}(z)}{\mathbf{B}_{\boldsymbol{\theta}}(z)} \right\} \Big|_{z=0}, \quad \text{for } i = 1, 2, \dots \quad (5.1)$$

Then the values of the sequence $\{\eta_i(\boldsymbol{\theta})\}_{i=1}^{\infty}$ are uniquely determined by the values of $\eta_1(\boldsymbol{\theta}), \dots, \eta_{p+q}(\boldsymbol{\theta})$.

PROOF OF PROPOSITION 5.1

For any given $\boldsymbol{\theta}_1$ and $\boldsymbol{\theta}_2$ in Θ , one has

$$\eta_i(\boldsymbol{\theta}_1) - \eta_i(\boldsymbol{\theta}_2) = \frac{1}{i!} \frac{d^i}{dz^i} \left\{ \frac{\mathbf{C}_{\boldsymbol{\theta}_1, \boldsymbol{\theta}_2}(z)}{\mathbf{D}_{\boldsymbol{\theta}_1, \boldsymbol{\theta}_2}(z)} \right\} \Big|_{z=0},$$

where $\mathbf{C}_{\boldsymbol{\theta}_1, \boldsymbol{\theta}_2}(z) = \mathbf{A}_{\boldsymbol{\theta}_1}(z)\mathbf{B}_{\boldsymbol{\theta}_2}(z) - \mathbf{A}_{\boldsymbol{\theta}_2}(z)\mathbf{B}_{\boldsymbol{\theta}_1}(z)$ and $\mathbf{D}_{\boldsymbol{\theta}_1, \boldsymbol{\theta}_2}(z) = \mathbf{B}_{\boldsymbol{\theta}_1}(z)\mathbf{B}_{\boldsymbol{\theta}_2}(z)$.

Suppose $\eta_i(\boldsymbol{\theta}_1) - \eta_i(\boldsymbol{\theta}_2) = 0$ for $i = 1, \dots, p+q$. Then

$$0 = \eta_1(\boldsymbol{\theta}_1) - \eta_1(\boldsymbol{\theta}_2) = \frac{d}{dz} \mathbf{C}_{\boldsymbol{\theta}_1, \boldsymbol{\theta}_2}(z) \Big|_{z=0} \frac{1}{\mathbf{D}_{\boldsymbol{\theta}_1, \boldsymbol{\theta}_2}(0)} + \mathbf{C}_{\boldsymbol{\theta}_1, \boldsymbol{\theta}_2}(0) \frac{d}{dz} \left(\frac{1}{\mathbf{D}_{\boldsymbol{\theta}_1, \boldsymbol{\theta}_2}(z)} \right) \Big|_{z=0}.$$

Now it follows from $\mathbf{C}_{\boldsymbol{\theta}_1, \boldsymbol{\theta}_2}(0) = 0$ and $\mathbf{D}_{\boldsymbol{\theta}_1, \boldsymbol{\theta}_2}(0) = 1$ that $\frac{d}{dz} \mathbf{C}_{\boldsymbol{\theta}_1, \boldsymbol{\theta}_2}(z) \Big|_{z=0} = 0$.

Repeating the above step by the product rule for higher-order derivatives and induction, one has

$$\frac{d^i}{dz^i} \mathbf{C}_{\boldsymbol{\theta}_1, \boldsymbol{\theta}_2}(z) \Big|_{z=0} = 0 \quad \text{for } i = 1, \dots, p+q.$$

Since $\mathbf{C}_{\theta_1, \theta_2}$ is a polynomial of order no higher than $p + q$, we obtain $\mathbf{C}_{\theta_1, \theta_2} \equiv 0$. This entails $\frac{A_{\theta_1}}{B_{\theta_1}} \equiv \frac{A_{\theta_2}}{B_{\theta_2}}$, from where the proposition follows immediately. \square

PROOF OF THEOREM 2.1

We first show that for any $n > p + q + 1$, the following event is null:

$$\Omega_1 = \{\exists \boldsymbol{\theta} \in \Theta, m \in \mathbb{R} \text{ s.t. } \tilde{\epsilon}_t(\boldsymbol{\theta}) = m, \text{ for } t = 1, \dots, n\}.$$

It is easy to check that given initial values shown in (2.1), Ω_1 can be rephrased as

$$\begin{aligned} \exists \boldsymbol{\theta} \in \Theta, m \in \mathbb{R} \text{ s.t. } X_t &= m + \sum_{i=1}^p a_i X_{t-i} + \sum_{i=1}^q b_i \tilde{\epsilon}_{t-i}(\boldsymbol{\theta}) \\ &= m + \sum_{i=1}^{t-1} \eta_i(\boldsymbol{\theta}) X_{t-i}, \text{ for } t = 1, \dots, n, \end{aligned}$$

where the sequence $\{\eta_i(\boldsymbol{\theta})\}$ is defined as (5.1). In view of assumption **(A.1)**, $\mathbb{P}(X_1 \neq 0) = 1$, so the matrix

$$\begin{bmatrix} 1 & & & & \\ 1 & X_1 & & & \\ 1 & X_2 & X_1 & & \\ \vdots & \vdots & \vdots & \ddots & \\ 1 & X_{p+q} & X_{p+q-1} & \dots & X_1 \end{bmatrix}_{(p+q+1) \times (p+q+1)}$$

is almost surely invertible.

Conditioning on $\{X_t\}_{t=1}^{p+q+1}$ in Ω_1 with $X_1 \neq 0$, there exist $m \in \mathbb{R}$ and $\boldsymbol{\theta} \in \Theta$ such that

$$X_t = m + \sum_{i=1}^{t-1} \eta_i(\boldsymbol{\theta}) X_{t-i} \text{ for } t = 1, \dots, p + q + 1.$$

Because the above system of linear equations has a unique solution, the values of $m, \eta_1(\boldsymbol{\theta}), \dots, \eta_{p+q}(\boldsymbol{\theta})$ are completely determined by X_1, \dots, X_{p+q+1} . Now from Proposition 5.1, the value of $\eta_{p+q+1}(\boldsymbol{\theta})$ is also known, so the value of X_{p+q+2} is completely determined by X_1, \dots, X_{p+q+1} . Under assumption **(A.1)**, this means $\mathbb{P}(\Omega_1) = 0$.

Write

$$\Upsilon_n(\boldsymbol{\theta}) = \sup_{\phi \in \Phi} \Lambda_n(\phi, \boldsymbol{\theta}),$$

where $\Lambda_n(\cdot, \cdot)$ is defined in (2.2). On the complement of Ω_1 , Theorem 2.15 of Dümbgen *et al.*

(2011) entails the continuity of $\Upsilon_n(\cdot)$ over Θ . This, combined with the compactness of Θ , yields the existence of the LCMLE. \square

PROOF OF COROLLARY 2.2

By putting the $\text{AR}(p)$ model in the linear regression framework, one can apply Theorem 3.2 of Dümbgen *et al.* (2011) straightforwardly to complete the proof. \square

PROOF OF THEOREM 2.3

For any $\boldsymbol{\theta} \in \Theta$, denote by $\{\epsilon_t(\boldsymbol{\theta})\}$ the strictly stationary, ergodic and *non-anticipative* solution of

$$\epsilon_t(\boldsymbol{\theta}) = X_t - \sum_{i=1}^p a_i X_{t-i} - \sum_{i=1}^q b_i \epsilon_{t-i}(\boldsymbol{\theta}), \quad \forall t \in \mathbb{Z}. \quad (5.2)$$

Here by saying “non-anticipative”, we mean a process which value at each time t is a measurable function of the variables X_{t-s} , $s \geq 0$.

Such solution exists because assumption **(A.5)** implies that all the ARMA processes with parameters in Θ are invertible, thus their innovations have $\text{AR}(\infty)$ representations. In particular, $\{\epsilon_t(\boldsymbol{\theta}_0)\} = \{\epsilon_t\}$.

It is convenient to define the empirical distributions as follows:

$$Q_{n,\boldsymbol{\theta}} = \frac{1}{n} \sum_{t=1}^n \delta_{\epsilon_t(\boldsymbol{\theta})} \quad \text{and} \quad \tilde{Q}_{n,\boldsymbol{\theta}} = \frac{1}{n} \sum_{t=1}^n \delta_{\tilde{\epsilon}_t(\boldsymbol{\theta})}.$$

Furthermore, let $\dots, \mathring{X}_{-1}, \mathring{X}_0, \mathring{X}_1, \dots$ be an independent new realization of the existing $\text{ARMA}(p, q)$ process (with all parameters being the same, i.e. f_0 and $\boldsymbol{\theta}_0$), and define $\{\mathring{\epsilon}_t(\boldsymbol{\theta})\}$ analogously as shown in (5.2).

We will establish our results in the following order:

- (a) $\lim_{n \rightarrow \infty} \sup_{\boldsymbol{\theta} \in \Theta} D_1(Q_{n,\boldsymbol{\theta}}, \tilde{Q}_{n,\boldsymbol{\theta}}) = 0$, a.s., where D_1 is the 1st Mallows distance.
- (b) $\liminf_{n \rightarrow \infty} \sup_{\Phi \times \Theta} \Lambda_n(\phi, \boldsymbol{\theta}) \geq L(Q_0)$, a.s.
- (c) $\lim_{n \rightarrow \infty} \sup_{\boldsymbol{\theta} \in \Theta, s \in \mathbb{R}} \left| \frac{1}{n} \sum_{t=1}^n \mathbb{1}\{\epsilon_t(\boldsymbol{\theta}) \leq s\} - \mathbb{P}(\epsilon_1(\boldsymbol{\theta}) \leq s) \right| = 0$, a.s.
- (d) $\hat{\boldsymbol{\theta}}_n \rightarrow \boldsymbol{\theta}_0$, a.s.
- (e) $\lim_{n \rightarrow \infty} \int |\hat{f}_n(x) - f_0^*(x)| dx = 0$, a.s.

(a) Asymptotic irrelevance of the initial values. Rewrite (5.2) in matrix form

$$\boldsymbol{\epsilon}_t(\boldsymbol{\theta}) = \mathbf{y}_t(\boldsymbol{\theta}) + M(\boldsymbol{\theta})\boldsymbol{\epsilon}_{t-1}(\boldsymbol{\theta}), \quad (5.3)$$

where

$$\boldsymbol{\epsilon}_t(\boldsymbol{\theta}) = \begin{bmatrix} \epsilon_t(\boldsymbol{\theta}) \\ \epsilon_{t-1}(\boldsymbol{\theta}) \\ \vdots \\ \epsilon_{t-q+1}(\boldsymbol{\theta}) \end{bmatrix}, \quad \mathbf{y}_t(\boldsymbol{\theta}) = \begin{bmatrix} X_t - \sum_{i=1}^p a_i X_{t-i} \\ 0 \\ \vdots \\ 0 \end{bmatrix}, \quad M(\boldsymbol{\theta}) = \begin{bmatrix} -b_1 & -b_2 & \cdots & -b_q \\ 1 & 0 & \cdots & 0 \\ \vdots & \ddots & & \vdots \\ 0 & \cdots & 1 & 0 \end{bmatrix}.$$

The spectral radius of a matrix M , denoted by $\rho(M)$, is defined as the greatest modulus of its eigenvalues. It is easy to check that under assumptions **(A.2)**, **(A.3)** and **(A.5)**

$$\sup_{\boldsymbol{\theta} \in \Theta} \rho(M(\boldsymbol{\theta})) < 1. \quad (5.4)$$

By iterating (5.3), we have

$$\boldsymbol{\epsilon}_t(\boldsymbol{\theta}) = \mathbf{y}_t(\boldsymbol{\theta}) + M(\boldsymbol{\theta})\mathbf{y}_{t-1}(\boldsymbol{\theta}) + \cdots + M^{t-1}(\boldsymbol{\theta})\mathbf{y}_1(\boldsymbol{\theta}) + M^t(\boldsymbol{\theta})\boldsymbol{\epsilon}_0(\boldsymbol{\theta}).$$

Let $\tilde{\mathbf{y}}_t(\boldsymbol{\theta})$ be the vector obtained by replacing X_0, \dots, X_{1-p} with initial guesses from (2.1).

Let $\tilde{\boldsymbol{\epsilon}}_t(\boldsymbol{\theta})$ be the vector obtained by replacing $\epsilon_i(\boldsymbol{\theta})$ by $\tilde{\epsilon}_i(\boldsymbol{\theta})$ for all $i \leq t$. We have

$$\tilde{\boldsymbol{\epsilon}}_t(\boldsymbol{\theta}) = \mathbf{y}_t(\boldsymbol{\theta}) + \sum_{i=1}^{t-p-1} M^i(\boldsymbol{\theta})\mathbf{y}_{t-i}(\boldsymbol{\theta}) + M^{t-p}(\boldsymbol{\theta})\tilde{\mathbf{y}}_p(\boldsymbol{\theta}) + \cdots + M^{t-1}(\boldsymbol{\theta})\tilde{\mathbf{y}}_1(\boldsymbol{\theta}) + M^t(\boldsymbol{\theta})\tilde{\boldsymbol{\epsilon}}_0(\boldsymbol{\theta}).$$

It follows immediately from (5.4) that almost surely

$$\begin{aligned} \sup_{\boldsymbol{\theta} \in \Theta} |\tilde{\epsilon}_t(\boldsymbol{\theta}) - \epsilon_t(\boldsymbol{\theta})| &\leq \sup_{\boldsymbol{\theta} \in \Theta} \|\tilde{\boldsymbol{\epsilon}}_t(\boldsymbol{\theta}) - \boldsymbol{\epsilon}_t(\boldsymbol{\theta})\|_2 \\ &\leq \sup_{\boldsymbol{\theta} \in \Theta} \left\| \sum_{i=1}^{\min(p,t)} M^{t-i}(\boldsymbol{\theta})(\tilde{\mathbf{y}}_i(\boldsymbol{\theta}) - \mathbf{y}_i(\boldsymbol{\theta})) + M^t(\boldsymbol{\theta})\boldsymbol{\epsilon}_0(\boldsymbol{\theta}) \right\|_2 \leq K\rho^t, \text{ for } t = 1, 2, \dots, \end{aligned}$$

where $K > 0$ and $0 < \rho < 1$ are two constants, and $\|\cdot\|_2$ is the Euclidean norm. Now elementary considerations show that almost surely

$$\limsup_{n \rightarrow \infty} \sup_{\boldsymbol{\theta} \in \Theta} D_1(Q_{n,\boldsymbol{\theta}}, \tilde{Q}_{n,\boldsymbol{\theta}}) \leq \limsup_{n \rightarrow \infty} \frac{1}{n} \sum_{t=1}^n K\rho^t = \limsup_{n \rightarrow \infty} \frac{1}{n} \frac{K}{1-\rho} = 0.$$

(b) The lower bound. It is well known in empirical process theory that $D_1(Q_{n,\boldsymbol{\theta}_0}, Q_0) \xrightarrow{a.s.} 0$. This and point (a) entail $D_1(\tilde{Q}_{n,\boldsymbol{\theta}_0}, Q_0) \xrightarrow{a.s.} 0$. By Theorem 2.15 of Dümbgen *et al.* (2011),

almost surely

$$\liminf_{n \rightarrow \infty} \sup_{\Phi \times \Theta} \Lambda_n(\phi, \boldsymbol{\theta}) \geq \liminf_{n \rightarrow \infty} \sup_{\phi \in \Phi} \Lambda_n(\phi, \boldsymbol{\theta}_0) = \liminf_{n \rightarrow \infty} L(\tilde{Q}_{n, \boldsymbol{\theta}_0}) = L(Q_0).$$

(c) Uniform ergodic theorem. We combine a standard bracketing idea with a Glivenko–Cantelli type argument to establish this point. For all $\boldsymbol{\theta} \in \Theta$ and any positive integer k , denote by $V_k(\boldsymbol{\theta})$ the open ball centered at $\boldsymbol{\theta}$ of radius $1/k$.

Then for any fixed $\boldsymbol{\theta}^* \in \Theta$ and $s \in \mathbb{R}$,

$$\sup_{\boldsymbol{\theta} \in V_k(\boldsymbol{\theta}^*) \cap \Theta} \frac{1}{n} \sum_{t=1}^n \mathbb{1} \{ \epsilon_t(\boldsymbol{\theta}) \leq s \} \leq \frac{1}{n} \sum_{t=1}^n \sup_{\boldsymbol{\theta} \in V_k(\boldsymbol{\theta}^*) \cap \Theta} \mathbb{1} \{ \epsilon_t(\boldsymbol{\theta}) \leq s \} \leq \frac{1}{n} \sum_{t=1}^n \mathbb{1} \left\{ \inf_{\boldsymbol{\theta} \in V_k(\boldsymbol{\theta}^*) \cap \Theta} \epsilon_t(\boldsymbol{\theta}) \leq s \right\}.$$

Note that the function $\mathbb{1} \{ \inf_{\boldsymbol{\theta} \in V_k(\boldsymbol{\theta}^*) \cap \Theta} \epsilon_t(\boldsymbol{\theta}) \leq s \}$ is measurable because $\epsilon_t(\boldsymbol{\theta})$ is a continuous function. Therefore we can use Theorem 36.4 of Billingsley (1995) and the pointwise ergodic theorem to deduce that almost surely

$$\limsup_{n \rightarrow \infty} \sup_{\boldsymbol{\theta} \in V_k(\boldsymbol{\theta}^*) \cap \Theta} \frac{1}{n} \sum_{t=1}^n \mathbb{1} \{ \epsilon_t(\boldsymbol{\theta}) \leq s \} \leq \mathbb{P} \left\{ \inf_{\boldsymbol{\theta} \in V_k(\boldsymbol{\theta}^*) \cap \Theta} \epsilon_1(\boldsymbol{\theta}) \leq s \right\}.$$

It follows from the monotone convergence theorem that $\mathbb{P} \{ \inf_{\boldsymbol{\theta} \in V_k(\boldsymbol{\theta}^*) \cap \Theta} \epsilon_1(\boldsymbol{\theta}) \leq s \}$ decreases to $\mathbb{P}(\epsilon_1(\boldsymbol{\theta}^*) \leq s)$ as $k \rightarrow \infty$. Applying a similar argument to infimum and taking into account the fact that the cumulative distribution function of $\epsilon_1(\boldsymbol{\theta}^*)$ is absolutely continuous, then

$$\lim_{k \rightarrow \infty} \limsup_{n \rightarrow \infty} \sup_{\boldsymbol{\theta} \in V_k(\boldsymbol{\theta}^*) \cap \Theta} \left| \frac{1}{n} \sum_{t=1}^n \mathbb{1} \{ \epsilon_t(\boldsymbol{\theta}) \leq s \} - \mathbb{P}(\epsilon_1(\boldsymbol{\theta}^*) \leq s) \right| = 0, \text{ a.s.} \quad (5.5)$$

Now we utilize the monotonicity of the empirical distribution function. Given $\delta > 0$, for the fixed $\boldsymbol{\theta}^*$, we can choose a partition $-\infty = s_0 < s_1 < \dots < s_l = \infty$ with $l \leq \lceil \frac{1}{\delta} \rceil$ such that

$$\mathbb{P}(\epsilon_1(\boldsymbol{\theta}^*) \leq s_{j-1}) - \mathbb{P}(\epsilon_1(\boldsymbol{\theta}^*) \leq s_j) \leq \delta, \text{ for } j = 1, \dots, l.$$

By (5.5), there exists an event Ω_2 with $\mathbb{P}(\Omega_2) = 1$ such that for all $\omega \in \Omega_2$ and for every $j = 1, \dots, l-1$, we can find $k_j = k_j(\omega) \in \mathbb{N}$ and $N_j = N_j(\omega) \in \mathbb{N}$ with the property that for all $n > N_j$ and all $k > k_j$,

$$\sup_{\boldsymbol{\theta} \in V_k(\boldsymbol{\theta}^*) \cap \Theta} \left| \frac{1}{n} \sum_{t=1}^n \mathbb{1} \{ \epsilon_t(\boldsymbol{\theta}) \leq s_j \} - \mathbb{P}(\epsilon_1(\boldsymbol{\theta}^*) \leq s_j) \right| \leq \delta.$$

Now set $N^* = \max(N_1, \dots, N_{l-1})$ and $k^* = \max(k_1, \dots, k_{l-1})$. For any $s \in \mathbb{R}$, one can find $j \in \{1, \dots, l\}$ such that $s \in [s_{j-1}, s_j]$. So for $\omega \in \Omega_2$, $n \geq N^*$ and $k > k^*$, it is easy to check that

$$\sup_{\boldsymbol{\theta} \in V_k(\boldsymbol{\theta}^*) \cap \Theta} \left| \frac{1}{n} \sum_{t=1}^n \mathbb{1} \{ \epsilon_t(\boldsymbol{\theta}) \leq s \} - \mathbb{P}(\epsilon_1(\boldsymbol{\theta}^*) \leq s) \right| \leq 2\delta.$$

Since δ is picked arbitrarily, we obtain that almost surely

$$\lim_{k \rightarrow \infty} \limsup_{n \rightarrow \infty} \sup_{\boldsymbol{\theta} \in V_k(\boldsymbol{\theta}^*) \cap \Theta, s \in \mathbb{R}} \left| \frac{1}{n} \sum_{t=1}^n \mathbb{1} \{ \epsilon_t(\boldsymbol{\theta}) \leq s \} - \mathbb{P}(\epsilon_1(\boldsymbol{\theta}^*) \leq s) \right| = 0.$$

Moreover, by the dominated convergence theorem and the monotonicity of the cumulative distribution function

$$\lim_{k \rightarrow \infty} \sup_{\boldsymbol{\theta} \in V_k(\boldsymbol{\theta}^*) \cap \Theta, s \in \mathbb{R}} |\mathbb{P}(\epsilon_1(\boldsymbol{\theta}) \leq s) - \mathbb{P}(\epsilon_1(\boldsymbol{\theta}^*) \leq s)| = 0. \quad (5.6)$$

Thus

$$\lim_{k \rightarrow \infty} \limsup_{n \rightarrow \infty} \sup_{\boldsymbol{\theta} \in V_k(\boldsymbol{\theta}^*) \cap \Theta, s \in \mathbb{R}} \left| \frac{1}{n} \sum_{t=1}^n \mathbb{1} \{ \epsilon_t(\boldsymbol{\theta}) \leq s \} - \mathbb{P}(\epsilon_1(\boldsymbol{\theta}) \leq s) \right| = 0, \text{ a.s.}$$

We conclude the proof of point (c) by a compactness argument. For any arbitrary $\delta > 0$, for every $\boldsymbol{\theta}^* \in \Theta$, we can find a neighbourhood $V(\boldsymbol{\theta}^*)$ satisfying

$$\limsup_{n \rightarrow \infty} \sup_{\boldsymbol{\theta} \in V(\boldsymbol{\theta}^*) \cap \Theta, s \in \mathbb{R}} \left| \frac{1}{n} \sum_{t=1}^n \mathbb{1} \{ \epsilon_t(\boldsymbol{\theta}) \leq s \} - \mathbb{P}(\epsilon_1(\boldsymbol{\theta}) \leq s) \right| \leq \delta, \text{ a.s.}$$

Because Θ is compact, there exists a finite subcover of Θ of the form $V(\boldsymbol{\theta}_1), \dots, V(\boldsymbol{\theta}_k)$. So

$$\begin{aligned} & \limsup_{n \rightarrow \infty} \sup_{\boldsymbol{\theta} \in \Theta, s \in \mathbb{R}} \left| \frac{1}{n} \sum_{t=1}^n \mathbb{1} \{ \epsilon_t(\boldsymbol{\theta}) \leq s \} - \mathbb{P}(\epsilon_1(\boldsymbol{\theta}) \leq s) \right| \\ & \leq \limsup_{n \rightarrow \infty} \max_{j=1, \dots, k} \sup_{\boldsymbol{\theta} \in V(\boldsymbol{\theta}_j) \cap \Theta, s \in \mathbb{R}} \left| \frac{1}{n} \sum_{t=1}^n \mathbb{1} \{ \epsilon_t(\boldsymbol{\theta}) \leq s \} - \mathbb{P}(\epsilon_1(\boldsymbol{\theta}) \leq s) \right| \leq \delta, \text{ a.s.} \end{aligned}$$

This completes the proof of point (c).

(d) Convergence of $\hat{\boldsymbol{\theta}}_n$. To verify the assertion it suffices to consider a sequence of *fixed* observations X_1, X_2, \dots such that points (a) – (c) hold true. Our proof relies on the following simple result from analysis: assume that $\{a_n\}$ is a bounded sequence with the property that every convergent subsequence of $\{a_n\}$ converges to the same limit a , then

$\{a_n\}$ must converge to a . Now consider any convergent subsequence of $\hat{\boldsymbol{\theta}}_n$, which we denote by $\hat{\boldsymbol{\theta}}_{n(k)} \rightarrow \boldsymbol{\theta}^*$. As Θ is compact, $\boldsymbol{\theta}^* \in \Theta$. Our goal is to show that $\boldsymbol{\theta}^* = \boldsymbol{\theta}_0$. Point (c), together with (5.6), entails that

$$\sup_{s \in \mathbb{R}} \left| \frac{1}{n(k)} \sum_{t=1}^{n(k)} \mathbb{1} \left\{ \epsilon_t(\hat{\boldsymbol{\theta}}_{n(k)}) \leq s \right\} - \mathbb{P}(\epsilon_1(\boldsymbol{\theta}^*) \leq s) \right| \rightarrow 0, \text{ as } k \rightarrow \infty.$$

Denote the distribution of $\epsilon_1(\boldsymbol{\theta})$ by $Q_{\boldsymbol{\theta}}$. It follows from the Portmanteau theorem that $Q_{n(k), \hat{\boldsymbol{\theta}}_{n(k)}}$ converges to $Q_{\boldsymbol{\theta}^*}$ weakly as $k \rightarrow \infty$. Since the convergence in the Mallows metric D_1 is stronger than the weak convergence, combining this with point (a) leads to $\tilde{Q}_{n(k), \hat{\boldsymbol{\theta}}_{n(k)}} \xrightarrow{d} Q_{\boldsymbol{\theta}^*}$. Moreover, because $\epsilon_1(\boldsymbol{\theta}_0)$ and $\epsilon_1(\boldsymbol{\theta}^*) - \epsilon_1(\boldsymbol{\theta}_0)$ are independent, by Theorem 2.14 and Theorem 3.5 of Dümbgen *et al.* (2011),

$$\limsup_{k \rightarrow \infty} L(\tilde{Q}_{n(k), \hat{\boldsymbol{\theta}}_{n(k)}}) \leq L(Q_{\boldsymbol{\theta}^*}) \leq L(Q_0).$$

In light of point (b) and Theorem 3.5 of Dümbgen *et al.* (2011), there must exist a constant $m \in \mathbb{R}$ such that with probability one

$$\epsilon_1(\boldsymbol{\theta}^*) - \epsilon_1(\boldsymbol{\theta}_0) = m. \quad (5.7)$$

Let B be the backshift operator. Under assumption (A.5), $\mathbf{B}_{\boldsymbol{\theta}}(B)$ is invertible for all $\boldsymbol{\theta} \in \Theta$, so (5.7) is equivalent to

$$\left\{ \frac{\mathbf{A}_{\boldsymbol{\theta}^*}(B)}{\mathbf{B}_{\boldsymbol{\theta}^*}(B)} - \frac{\mathbf{A}_{\boldsymbol{\theta}_0}(B)}{\mathbf{B}_{\boldsymbol{\theta}_0}(B)} \right\} \dot{X}_1 = m, \text{ w.p.1.}$$

If the operator in B on the left hand side was not null, then there would exist a constant linear combination of \dot{X}_{1-s} , $s \geq 0$. This is impossible since the innovations are nondegenerate by assumption (A.1). We thus have

$$\frac{\mathbf{A}_{\boldsymbol{\theta}^*}(z)}{\mathbf{B}_{\boldsymbol{\theta}^*}(z)} = \frac{\mathbf{A}_{\boldsymbol{\theta}_0}(z)}{\mathbf{B}_{\boldsymbol{\theta}_0}(z)}, \quad \forall |z| < 1.$$

It follows under assumption (A.6) that $\mathbf{A}_{\boldsymbol{\theta}^*} = \mathbf{A}_{\boldsymbol{\theta}_0}$ and $\mathbf{B}_{\boldsymbol{\theta}^*} = \mathbf{B}_{\boldsymbol{\theta}_0}$, so $\boldsymbol{\theta}^* = \boldsymbol{\theta}_0$. Finally, since Θ is compact and the convergent subsequence is picked arbitrarily, we obtain $\hat{\boldsymbol{\theta}}_n \rightarrow \boldsymbol{\theta}_0$.

(e) Convergence of \hat{f}_n . Recall that the weak convergence of $Q_{n, \hat{\boldsymbol{\theta}}_n}$ to Q_0 is established in the proof of point (d). Denote by $\mu'_k(Q)$ the k -th moment of the distribution Q . We now

show its convergence in the first moment, i.e. $\mu'_1(Q_{n,\hat{\theta}_n}) \xrightarrow{a.s.} \mu'_1(Q_0)$. Using the notations from the proof of point (c) and applying the ergodic theorem to both infimum and supremum, we have that almost surely

$$\begin{aligned} \lim_{n \rightarrow \infty} \inf_{\theta \in V_k(\theta_0) \cap \Theta} \frac{1}{n} \sum_{t=1}^n \epsilon_t(\theta) &\geq \mathbb{E} \inf_{\theta \in V_k(\theta_0) \cap \Theta} \epsilon_1(\theta), \\ \lim_{n \rightarrow \infty} \sup_{\theta \in V_k(\theta_0) \cap \Theta} \frac{1}{n} \sum_{t=1}^n \epsilon_t(\theta) &\leq \mathbb{E} \sup_{\theta \in V_k(\theta_0) \cap \Theta} \epsilon_1(\theta). \end{aligned}$$

The continuity of $\epsilon_1(\theta)$ and the monotone convergence theorem entail that

$$\lim_{k \rightarrow \infty} \lim_{n \rightarrow \infty} \inf_{\theta \in V_k(\theta_0) \cap \Theta} \frac{1}{n} \sum_{t=1}^n \epsilon_t(\theta) = \lim_{k \rightarrow \infty} \lim_{n \rightarrow \infty} \sup_{\theta \in V_k(\theta_0) \cap \Theta} \frac{1}{n} \sum_{t=1}^n \epsilon_t(\theta) = \mathbb{E} \epsilon_1(\theta_0), \text{ a.s.}$$

This, together with point (d) and Theorem 6.9 of Villani (2009), ensures the almost sure convergence in the 1st Mallows metric of $Q_{n,\hat{\theta}_n}$ to Q_0 . Moreover, it follows from point (a) that $D_1(\tilde{Q}_{n,\hat{\theta}_n}, Q_0) \xrightarrow{a.s.} 0$. Point (e) can now be established via Theorem 2.15 of Dümbgen *et al.* (2011). \square

PROOF OF COROLLARY 2.4

In view of the proof of Theorem 2.3, all that remains now is to show the almost sure boundedness of $\|\hat{\theta}_n\|_2$. Let $\mu_X = \mathbb{E} \dot{X}_0 = \frac{\int x f_0(x) dx}{A_{\theta_0}(1)}$. Using the fact that $\tilde{\epsilon}_t(\hat{\theta}_n) = \epsilon_t + \sum_{i=1}^p (a_{0i} - \hat{a}_{ni}) X_{t-i}$ and with some careful calculations, we have

$$\begin{aligned} \int |t - \mu'_1(Q_{n,\hat{\theta}_n})| Q_{n,\hat{\theta}_n}(dt) &\geq \frac{1}{n} \sum_{t=1}^n \left| \sum_{i=1}^p (a_{0i} - \hat{a}_{ni})(X_{t-i} - \mu_X) \right| \\ &\quad - \left| \frac{1}{n} \sum_{t=1}^n \sum_{i=1}^p (a_{0i} - \hat{a}_{ni})(X_{t-i} - \mu_X) \right| - \frac{1}{n} \sum_{t=1}^n |\epsilon_t| - \left| \frac{1}{n} \sum_{t=1}^n \epsilon_t \right|. \end{aligned}$$

It follows from Lemma 3.1 of Dümbgen *et al.* (2011), the law of large numbers and point (b) in the previous proof that

$$\frac{1}{n} \sum_{t=1}^n \left| \sum_{i=1}^p (a_{0i} - \hat{a}_{ni})(X_{t-i} - \mu_X) \right| - \frac{1}{n} \left| \sum_{t=1}^n \sum_{i=1}^p (a_{0i} - \hat{a}_{ni})(X_{t-i} - \mu_X) \right| < b \quad (5.8)$$

almost surely, for sufficiently large $n \in \mathbb{N}$, provided that $b > 2 \int |t| f_0(dt) + e^{-L(Q_0)}$.

Let's consider the set $\{\theta \in \mathbb{R}^p : \|\theta - \theta_0\|_2 = 1\}$. By the uniform ergodic theorem, almost

surely

$$\lim_{n \rightarrow \infty} \sup_{\boldsymbol{\theta}: \|\boldsymbol{\theta} - \boldsymbol{\theta}_0\|_2 = 1} \left| \frac{1}{n} \sum_{t=1}^n \left| \sum_{i=1}^p (a_{0i} - a_i)(X_{t-i} - \mu_X) \right| - \mathbb{E} \left| \sum_{i=1}^p (a_{0i} - a_i)(\dot{X}_{p+1-i} - \mu_X) \right| \right| = 0, \quad (5.9)$$

$$\lim_{n \rightarrow \infty} \sup_{\boldsymbol{\theta}: \|\boldsymbol{\theta} - \boldsymbol{\theta}_0\|_2 = 1} \left| \frac{1}{n} \sum_{t=1}^n \sum_{i=1}^p (a_{0i} - a_i)(X_{t-i} - \mu_X) \right| = 0. \quad (5.10)$$

Observe that $\mathbb{E} \left| \sum_{i=1}^p (a_{0i} - a_i)(\dot{X}_{p+1-i} - \mu_X) \right| > 0$, because otherwise $\{\dot{X}_1 - \mu_X, \dots, \dot{X}_p - \mu_X\}$ would be linearly dependent, which would violate assumption **(A.1)**. By the compactness of $\{\boldsymbol{\theta} \in \mathbb{R}^p : \|\boldsymbol{\theta} - \boldsymbol{\theta}_0\|_2 = 1\}$,

$$\min_{\boldsymbol{\theta}: \|\boldsymbol{\theta} - \boldsymbol{\theta}_0\|_2 = 1} \mathbb{E} \left| \sum_{i=1}^p (a_{0i} - a_i)(\dot{X}_{p+1-i} - \mu_X) \right| = c > 0.$$

Because of the scaling property,

$$\min_{\boldsymbol{\theta}: \|\boldsymbol{\theta} - \boldsymbol{\theta}_0\|_2 = m} \mathbb{E} \left| \sum_{i=1}^p (a_{0i} - a_i)(\dot{X}_{p+1-i} - \mu_X) \right| = mc. \quad (5.11)$$

Putting (5.8), (5.9), (5.10) and (5.11) together entails that almost surely $\|\hat{\boldsymbol{\theta}}_n - \boldsymbol{\theta}_0\|_2 \leq b/c$, which also implies that $\|\hat{\boldsymbol{\theta}}_n\|_2$ is bounded. \square

We recall the definition of the GARCH polynomials in the next proposition:

Proposition 5.2. *Let*

$$\gamma_i(\boldsymbol{\theta}) = \frac{1}{i!} \frac{d^i}{dz^i} \left\{ \frac{\mathcal{A}_{\boldsymbol{\theta}}(z)}{\mathcal{B}_{\boldsymbol{\theta}}(z)} \right\} \Big|_{z=0}, \text{ for } i = 1, 2, \dots \quad (5.12)$$

Then the values of the sequence $\{\gamma_i(\boldsymbol{\theta})\}_{i=1}^{\infty}$ are uniquely determined by the values of $\gamma_1(\boldsymbol{\theta}), \dots, \gamma_{p+q}(\boldsymbol{\theta})$.

The proof of Proposition 5.2 is almost identical to that of Proposition 5.1, so is omitted.

PROOF OF THEOREM 3.1

Following the scheme of the proof of Theorem 2.1, it suffices to show that the following event

is null:

$$\Omega_3 = \left\{ \exists \boldsymbol{\theta} \in \Theta', m \in \mathbb{R} \text{ s.t. } X_t = m \sqrt{1 + \sum_{i=1}^q \alpha_i X_{t-i}^2 + \sum_{i=1}^p \beta_i \tilde{\sigma}_{t-i}^2(\boldsymbol{\theta})}, \text{ for } t = 1, \dots, n \right\}.$$

To see this, using initial values from (3.3), one can apply Proposition 5.2 to a larger event

$$\Omega_4 = \left\{ \exists \boldsymbol{\theta} \in \Theta', m \in [0, \infty) \text{ s.t. } X_t^2 = \frac{m}{1 - \sum_{i=1}^p \beta_i} + \sum_{i=1}^{t-1} m \gamma_i(\boldsymbol{\theta}) X_{t-i}^2, \text{ for } t = 1, \dots, p + q + 2 \right\},$$

where the sequence $\{\gamma_i(\boldsymbol{\theta})\}$ is given as (5.12).

The rest of the proof is clear. \square

The next lemma is a version of Slutsky's theorem with respect to the 1st Mallows distance.

Lemma 5.3. *Let X_0, X_1, X_2, \dots be univariate random variables with corresponding distributions P_0, P_1, P_2, \dots . Suppose $\mathbb{E}|X_0| < \infty$ and $D_1(P_n, P_0) \rightarrow 0$.*

- (i) *Let a_1, a_2, \dots be a real sequence with finite limit $\lim_{n \rightarrow \infty} a_n = a_0$. Denote by Q_0, Q_1, \dots the corresponding distributions of $a_0 X_0, a_1 X_1, \dots$, then $D_1(Q_n, Q_0) \rightarrow 0$.*
- (ii) *Let Y be a univariate random variable independent of $\{X_i\}_{i=0}^\infty$ with $\mathbb{E}|Y| < \infty$. Denote by Q_0, Q_1, \dots the corresponding distributions of $X_0 Y, X_1 Y, \dots$, then $D_1(Q_n, Q_0) \rightarrow 0$.*

PROOF OF LEMMA 5.3

We only show (i) here. One can use a similar argument to prove (ii).

Recall the definition of the 1st Mallows distance,

$$D_1(Q_n, Q_0) = \inf_{(X_n, X_0)} \mathbb{E}|a_n X_n - a_0 X_0|,$$

where the infimum is taken over all pairs (X_n, X_0) of random variables $X_n \sim P_n, X_0 \sim P_0$ on a common probability space. Since D_1 convergence implies $\mathbb{E}|X_n| \rightarrow \mathbb{E}|X_0| < \infty$, we have

$$\begin{aligned} \inf_{(X_n, X_0)} \mathbb{E}|a_n X_n - a_0 X_0| &\leq \inf_{(X_n, X_0)} \{\mathbb{E}|a_n X_n - a_0 X_n| + \mathbb{E}|a_0 X_n - a_0 X_0|\} \\ &\leq |a_n - a_0| \mathbb{E}|X_n| + a_0 \inf_{(X_n, X_0)} \mathbb{E}|X_n - X_0| \rightarrow 0, \end{aligned}$$

as desired. \square

The next lemma enhances our understanding of the behaviour of the functional $\psi(\cdot|Q)$. It is needed to prove Theorem 5.5.

Lemma 5.4. *Let X^u, X^l, Y be univariate random variables. Let R^u, R^l and Q be the corresponding distributions of $X^u Y, X^l Y$ and Y . Assume that*

- (i) X^u and Y are independent, with $\mathbb{E}|X^u| < \infty$;
- (ii) X^l and Y are independent;
- (iii) $Q \in \mathcal{Q}^*$;
- (iv) There exists $a > 0$ such that $\mathbb{P}(X^u > a) = 1$ and $\mathbb{P}(a \geq X^l > 0) = 1$.

Then $\psi(\cdot|R^u) \neq \psi(\cdot|R^l)$.

PROOF OF LEMMA 5.4

First we show that both $\psi(\cdot|R^u)$ and $\psi(\cdot|R^l)$ uniquely exist. In view of Theorem 2.2 of Dümbgen *et al.* (2011), it is enough to check that $R^u \in \mathcal{Q}^*$ and $R^l \in \mathcal{Q}^*$. This can be easily done using $Q \in \mathcal{Q}^*$, $\mathbb{E}|X^u| < \infty$ and $\mathbb{E}|X^l| < \infty$.

Now suppose $\psi(\cdot|R^u) = \psi(\cdot|R^l) = \psi(\cdot)$. We claim that the expectation of Y is null. This is due to Remark 2.3 of Dümbgen *et al.* (2011). Moreover, the convex support of Q must be \mathbb{R} , where the convex support is defined as the smallest closed interval $[b_1, b_2]$ such that $Q([b_1, b_2]) = 1$. Otherwise, by Theorem 2.2 of Dümbgen *et al.* (2011), the domains of $\psi(\cdot|R^u)$ and $\psi(\cdot|R^l)$ would be different, which would contradict $\psi(\cdot|R^u) = \psi(\cdot|R^l)$.

Because $\psi(\cdot)$ is convex and e^ψ defines a density, there exists an $s \in (-\infty, \infty)$ such that

$$\psi(s) > \frac{1}{2} \{ \psi(s - \delta) + \psi(s + \delta) \} \text{ for all } \delta > 0.$$

Without loss of generality, we may assume $s \leq 0$, since otherwise by symmetry one may just take additive inverse of Y .

Let G be the cumulative distribution function with log-density ψ . Then by Theorem 2.7 of Dümbgen *et al.* (2011),

$$\begin{aligned} \int_{-\infty}^s \{ \mathbb{P}(X^u Y \leq t) - G(t) \} dt &= 0, \\ \int_{-\infty}^s \{ \mathbb{P}(X^l Y \leq t) - G(t) \} dt &= 0. \end{aligned}$$

It follows that

$$\int_{-\infty}^s \{ \mathbb{P}(X^u Y \leq t) - \mathbb{P}(X^l Y \leq t) \} dt = 0. \quad (5.13)$$

Note that for every $t \in (-\infty, s] \subseteq (-\infty, 0]$, we have

$$\mathbb{P}(X^l Y \leq t) \leq \mathbb{P}(Y \leq t/a) \leq \mathbb{P}(X^u Y \leq t). \quad (5.14)$$

Because cumulative distribution functions are right continuous with left limits (càdlàg), (5.13) and (5.14) imply that

$$\mathbb{P}(X^u Y \leq t) = \mathbb{P}(Y \leq t/a) = \mathbb{P}(X^l Y \leq t), \text{ for every } t \in (-\infty, s).$$

As $\mathbb{P}(X^u > a) = 1$, we can find some $\delta > 0$ such that $\mathbb{P}(X^u > a + \delta) > 0$. Now

$$\mathbb{P}(Y \leq t/a) = \mathbb{P}(X^u Y \leq t) \geq \mathbb{P}(X^u > a + \delta) \mathbb{P}\left(Y \leq \frac{t}{a + \delta}\right) + \mathbb{P}(a + \delta \geq X^u > a) \mathbb{P}(Y \leq t/a).$$

From above, we obtain $\mathbb{P}(Y \leq t/a) \geq \mathbb{P}(Y \leq \frac{t}{a + \delta})$, which implies $\mathbb{P}(Y \leq t/a) = \mathbb{P}(Y \leq \frac{t}{a + \delta})$ for all $t \in (-\infty, s)$. Consequently, if we take any fixed $t \in (-\infty, s)$, then

$$\mathbb{P}(Y \leq t/a) = \sum_{i=1}^{\infty} \mathbb{P}\left\{ \frac{t}{a} \left(\frac{a + \delta}{a} \right)^i < Y \leq \frac{t}{a} \left(\frac{a + \delta}{a} \right)^{i-1} \right\} = 0.$$

On the other hand, because the convex support of Q is \mathbb{R} , we must have $\mathbb{P}(Y \leq t/a) > 0$. The proof is complete by Reductio ad absurdum. \square

The following theorem can be viewed as a version of Jensen's inequality on \mathcal{Q}^* . It serves as the key element in proving Theorem 3.2, and may be of some independent interest.

Theorem 5.5. *Let X, Y be univariate random variables with corresponding distributions P, Q with $Q \in \mathcal{Q}^*$. Suppose further that X and Y are independent, with $\mathbb{P}(X \geq 0) = 1$ and $\mathbb{E} \log X = m < \infty$. Denote the distribution of XY by R . Then*

$$L(R) \leq L(Q) - m. \quad (5.15)$$

The equality holds if and only if $X = e^m$ with probability one.

PROOF OF THEOREM 5.5

The inequality is trivial in the following cases:

- (i) $\mathbb{E}X = \infty$: Since $Q \in \mathcal{Q}^*$, $\mathbb{E}|Y| > 0$ and $L(Q)$ is finite. Note that $\mathbb{E}|XY| = \mathbb{E}|X| \mathbb{E}|Y| = \infty$, so $L(R) = -\infty$. In this case, the inequality is strict.
- (ii) $\text{var}(X) = 0$: P is a point mass, so $L(R) = L(Q) - m$ by the affine equivariance of $L(\cdot)$ from Remark 2.4 of Dümbgen *et al.* (2011).
- (iii) $\mathbb{E} \log X = -\infty$: For the equality to hold, one needs $L(R) = \infty$, thus R is the distribution of a point mass. It then follows that $\mathbb{P}(X = 0) = 1$.

For the remaining of the proof, we assume $P \in \mathcal{Q}^*$ and $m > -\infty$. This means that $R \in \mathcal{Q}^*$.

Denote by F and G the cumulative distribution functions corresponding to P and Q . Let X_n be a random variable with the corresponding distribution P_n defined as

$$P_n = \frac{1}{n} \sum_{i=1}^n \delta_{F^{-1}(\frac{i}{n+1})},$$

where F^{-1} is the generalized inverse function of F , i.e. $F^{-1}(p) = \inf\{x \in \mathbb{R} : p \leq F(x)\}$.

Let R_n be the distribution corresponding to $X_n Y$. Abusing notation slightly in the following, given $t \in \mathbb{R}$, we denote Q_t to be the distribution corresponding to the random variable tY . Therefore, $R_n = \frac{1}{n} \sum_{i=1}^n Q_{F^{-1}(\frac{i}{n+1})}$. Because $L(\cdot)$ is convex (Remark 2.5 of Dümbgen *et al.* (2011)) and affine equivariant,

$$L(R_n) \leq \frac{1}{n} \sum_{i=1}^n L(Q_{F^{-1}(\frac{i}{n+1})}) = L(Q) - \frac{1}{n} \sum_{i=1}^n \log F^{-1}\left(\frac{i}{n+1}\right). \quad (5.16)$$

Since $D_1(P_n, P) \rightarrow 0$, using Lemma 5.3(ii), we have $D_1(R_n, R) \rightarrow 0$. It follows by Theorem 2.15 of Dümbgen *et al.* (2011) that $\lim_{n \rightarrow \infty} L(R_n) = L(R)$. Furthermore,

$$\lim_{n \rightarrow \infty} \frac{1}{n} \sum_{i=1}^n \log F^{-1}\left(\frac{i}{n+1}\right) = \int_0^1 \log F^{-1}(p) dp = m.$$

We now let $n \rightarrow \infty$ on both sides of (5.16) to establish the inequality (5.15).

Next, we show $L(R) = L(Q) - m$ implies that X must be almost surely constant. Let $a = F^{-1}(1/2)$. It follows from $m > -\infty$ that $a > 0$ and $\mathbb{P}(X > 0) = 1$. Suppose X is not almost surely constant, then $\mathbb{P}(X \geq a) = p \in [1/2, 1)$. Denote by R^u and R^l the corresponding distributions of $(XY|X \geq a)$ and $(XY|X < a)$. Clearly, $R = pR^u + (1-p)R^l$. From Lemma 5.4, $\psi(\cdot|R^u) \neq \psi(\cdot|R^l)$. Now by Remark 2.5 of Dümbgen *et al.* (2011) again,

we have

$$L(R) < pL(R^u) + (1-p)L(R^l).$$

By using (5.15) proved above,

$$\begin{aligned} pL(R^u) + (1-p)L(R^l) &\leq pL(Q) - \mathbb{E}(\log X \mathbb{1}\{X \geq a\}) + (1-p)L(Q) - \mathbb{E}(\log X \mathbb{1}\{X < a\}) \\ &= L(Q) - \mathbb{E} \log X = L(Q) - m. \end{aligned}$$

So we obtain $L(R) < L(Q) - m$, as required. \square

Before proceeding to the next proof, we note that there are some similarities between the proofs of Theorem 2.3 and Theorem 3.2, mainly due to the ARMA presentation of GARCH, so certain details in the proof of Theorem 3.2 are omitted. But because of the emergence of the logarithmic term in (3.4), our proof below is slightly more involved.

PROOF OF THEOREM 3.2

Denote by $\{\sigma_t^2(\boldsymbol{\theta})\}$ the strictly stationary, ergodic and non-anticipative solution of

$$\sigma_t^2(\boldsymbol{\theta}) = c + \sum_{i=1}^q \alpha_i X_{t-i}^2 + \sum_{i=1}^p \beta_i \sigma_{t-i}^2(\boldsymbol{\theta}), \quad \forall t \in \mathbb{Z}. \quad (5.17)$$

Note that assumptions **(B.2)**–**(B.4)** ensures the existence of such solutions.

Define the empirical distributions as

$$Q_{n,\boldsymbol{\theta}} = \frac{1}{n} \sum_{t=1}^n \delta_{X_t/\sigma_t(\boldsymbol{\theta})} \quad \text{and} \quad \tilde{Q}_{n,\boldsymbol{\theta}} = \frac{1}{n} \sum_{t=1}^n \delta_{X_t/\tilde{\sigma}_t(\boldsymbol{\theta})}.$$

Let $\dots, \hat{X}_{-1}, \hat{X}_0, \hat{X}_1, \dots$ be an independent new realization of the existing GARCH(p, q), and define $\{\hat{\sigma}_t^2(\boldsymbol{\theta})\}$ analogously as shown in (5.17).

We will split our proof into several parts:

- (a) $\lim_{n \rightarrow \infty} \sup_{\boldsymbol{\theta} \in \Theta'} D_2(Q_{n,\boldsymbol{\theta}}, \tilde{Q}_{n,\boldsymbol{\theta}}) = 0$, a.s., where D_2 is the 2nd Mallows distance.
- (b) $\lim_{n \rightarrow \infty} \sup_{\boldsymbol{\theta} \in \Theta'} \frac{1}{2n} |\sum_{t=1}^n \log \tilde{\sigma}_t^2(\boldsymbol{\theta}) - \sum_{t=1}^n \log \sigma_t^2(\boldsymbol{\theta})| = 0$, a.s.
- (c) For any $\boldsymbol{\theta} \in \Theta'$, $\mathbb{E} \log \hat{\sigma}_1^2(\boldsymbol{\theta}) < \infty$.
- (d) $\liminf_{n \rightarrow \infty} \sup_{\Phi \times \Theta'} \Lambda_n(\phi, \boldsymbol{\theta}) \geq L(Q_0) - \frac{1}{2} \mathbb{E} \log \hat{\sigma}_1^2(\boldsymbol{\theta}_0)$, a.s.
- (e) $\lim_{n \rightarrow \infty} \sup_{\boldsymbol{\theta} \in \Theta'} \left| \frac{1}{n} \sum_{t=1}^n \log \sigma_t^2(\boldsymbol{\theta}) - \mathbb{E} \log \hat{\sigma}_1^2(\boldsymbol{\theta}) \right| = 0$, a.s.
- (f) $\lim_{n \rightarrow \infty} \sup_{\boldsymbol{\theta} \in \Theta', s \in \mathbb{R}} \left| \frac{1}{n} \sum_{t=1}^n \mathbb{1} \left\{ \frac{X_t}{\sigma_t(\boldsymbol{\theta})} \leq s \right\} - \mathbb{P} \left\{ \frac{\hat{X}_1}{\hat{\sigma}_1(\boldsymbol{\theta})} \leq s \right\} \right| = 0$, a.s.

(g) $\hat{\boldsymbol{\theta}}'_n \rightarrow \boldsymbol{\theta}'_0$, a.s., where we write for convenience

$$\boldsymbol{\theta}'_0 = \left(1, \frac{\alpha_{01}}{c_0}, \dots, \frac{\alpha_{0q}}{c_0}, \beta_{01}, \dots, \beta_{0p}\right).$$

(h) $\hat{c}_n \rightarrow c_0$, a.s.

(i) $\lim_{n \rightarrow \infty} \int |\hat{f}_n(x) - f_0^*(x)| dx = 0$, a.s.

(a) Asymptotic irrelevance of the initial values - I. In views of Bougerol and Picard (1992) and the matrix representation of GARCH, assumptions **(B.2)** – **(B.4)** imply that almost surely,

$$\sup_{\boldsymbol{\theta} \in \Theta'} |\tilde{\sigma}_t^2(\boldsymbol{\theta}) - \sigma_t^2(\boldsymbol{\theta})| \leq K_1 \rho_1^t, \quad \text{for } t = 1, 2, \dots \quad (5.18)$$

where $K_1 > 0$ and $0 < \rho_1 < 1$ are two generic constants. See also point (a) in the proof of Theorem 2.3 for reference. It follows that

$$\begin{aligned} \limsup_{n \rightarrow \infty} \sup_{\boldsymbol{\theta} \in \Theta'} D_2^2(Q_{n,\boldsymbol{\theta}}, \tilde{Q}_{n,\boldsymbol{\theta}}) &\leq \limsup_{n \rightarrow \infty} \sup_{\boldsymbol{\theta} \in \Theta'} \frac{1}{n} \sum_{t=1}^n \left| \frac{X_t}{\sigma_t(\boldsymbol{\theta})} - \frac{X_t}{\tilde{\sigma}_t(\boldsymbol{\theta})} \right|^2 \\ &\leq \limsup_{n \rightarrow \infty} \sup_{\boldsymbol{\theta} \in \Theta'} \frac{1}{n} \sum_{t=1}^n \frac{X_t^2 |\sigma_t^2(\boldsymbol{\theta}) - \tilde{\sigma}_t^2(\boldsymbol{\theta})|}{\sigma_t^2(\boldsymbol{\theta}) \tilde{\sigma}_t^2(\boldsymbol{\theta})} \\ &\leq \limsup_{n \rightarrow \infty} \frac{K_1}{n} \sum_{t=1}^n \rho_1^t X_t^2. \end{aligned}$$

Here we used the fact that $\boldsymbol{\theta} \in \Theta'$, so $\tilde{\sigma}_t^2(\boldsymbol{\theta}) \geq 1$ and $\sigma_t^2(\boldsymbol{\theta}) \geq 1$. Now we can apply the same argument for point (i) in the proof of Theorem 2.1 of Francq and Zakoïan (2004) to yield this point.

(b) Asymptotic irrelevance of the initial values - II. It follows from the inequality $|\log x - \log y| \leq \frac{|x-y|}{\min(x,y)}$ for $x, y > 0$ and (5.18) that almost surely

$$\begin{aligned} \limsup_{n \rightarrow \infty} \sup_{\boldsymbol{\theta} \in \Theta'} \frac{1}{2n} \left| \sum_{t=1}^n \log \tilde{\sigma}_t^2(\boldsymbol{\theta}) - \sum_{t=1}^n \log \sigma_t^2(\boldsymbol{\theta}) \right| &\leq \limsup_{n \rightarrow \infty} \sup_{\boldsymbol{\theta} \in \Theta'} \frac{1}{2n} \sum_{t=1}^n |\tilde{\sigma}_t^2(\boldsymbol{\theta}) - \sigma_t^2(\boldsymbol{\theta})| \\ &\leq \limsup_{n \rightarrow \infty} \frac{K_1}{2n} \sum_{t=1}^n \rho_1^t = \frac{K_1}{1 - \rho_1} \lim_{n \rightarrow \infty} \frac{1}{2n} = 0, \end{aligned}$$

where K_1 and ρ_1 are given in (5.18).

(c) Existence of the logarithmic expectation over Θ' . From Proposition 1 of

Francq and Zakoïan (2004), there exists an $s \in (0, 1/2)$ with $\mathbb{E}(\dot{X}_t^{2s}) < \infty$. Since $\dot{\sigma}_1^2 \geq 1$, Jensen's inequality and the subadditivity of the function $f(z) = z^s$, $z \in (0, \infty)$ entail that for any $\boldsymbol{\theta} \in \Theta'$,

$$\begin{aligned} \mathbb{E}|\log \dot{\sigma}_1^2(\boldsymbol{\theta})| &= \mathbb{E} \log \dot{\sigma}_1^2(\boldsymbol{\theta}) \\ &\leq \frac{1}{s} \log \mathbb{E} \left(\frac{1}{1 - \sum_{i=1}^p \beta_i} + \sum_{i=1}^{\infty} \gamma_i(\boldsymbol{\theta}) \dot{X}_{1-i}^2 \right)^s \\ &\leq \frac{1}{s} \log \left(\left(1 - \sum_{i=1}^p \beta_i \right)^{-s} + \mathbb{E} \dot{X}_1^{2s} \sum_{i=1}^{\infty} |\gamma_i(\boldsymbol{\theta})|^s \right), \end{aligned}$$

where $\{\gamma_i(\boldsymbol{\theta})\}_{i=1}^{\infty}$ are given by (5.12). Now because all the roots of $\mathcal{B}_{\boldsymbol{\theta}}(z) = 0$ have modulus greater than one and Θ' is compact, we can find two constants $K_2 > 1$ and $0 < \rho_2 < 1$ such that $\sup_{\boldsymbol{\theta} \in \Theta'} |\gamma_i(\boldsymbol{\theta})| < K_2 \rho_2^i$ for every $i \in \mathbb{N}$. It follows that $\sum_{i=1}^{\infty} |\gamma_i(\boldsymbol{\theta})|^s < \frac{K_2}{1 - \rho_2^s} < \infty$, so $\mathbb{E}|\log \dot{\sigma}_1^2(\boldsymbol{\theta})|$ is bounded over Θ' .

(d) The lower bound. It is easy to check that $Q_{n, \boldsymbol{\theta}'_0} = \frac{1}{n} \sum_{t=1}^n \delta_{\sqrt{c_0} \epsilon_t}$. Denote by $Q_{0'}$ the distribution corresponding to $\sqrt{c_0} \epsilon_t$. Then $D_1(Q_{n, \boldsymbol{\theta}'_0}, Q_{0'}) \xrightarrow{a.s.} 0$. From point (a), we deduce $D_1(\tilde{Q}_{n, \boldsymbol{\theta}'_0}, Q_{0'}) \xrightarrow{a.s.} 0$. Now use point (b), (c) and the pointwise ergodic theorem to see

$$\lim_{n \rightarrow \infty} \frac{1}{2n} \sum_{t=1}^n \log \tilde{\sigma}_t^2(\boldsymbol{\theta}'_0) = \frac{1}{2} \mathbb{E} \log \dot{\sigma}_1^2(\boldsymbol{\theta}'_0), \text{ a.s.}$$

It then follows from the continuity and the affine equivariance of $L(\cdot)$ that

$$\begin{aligned} \liminf_{n \rightarrow \infty} \sup_{\Phi \times \Theta'} \Lambda_n(\phi, \boldsymbol{\theta}) &\geq \liminf_{n \rightarrow \infty} \sup_{\phi \in \Phi} \Lambda_n(\phi, \boldsymbol{\theta}'_0) = \liminf_{n \rightarrow \infty} L(\tilde{Q}_{n, \boldsymbol{\theta}'_0}) - \limsup_{n \rightarrow \infty} \frac{1}{2n} \sum_{t=1}^n \log \tilde{\sigma}_t^2(\boldsymbol{\theta}'_0) \\ &= L(Q_{0'}) - \frac{1}{2} \mathbb{E} \log \dot{\sigma}_1^2(\boldsymbol{\theta}'_0) = L(Q_0) - \frac{1}{2} \mathbb{E} \log \dot{\sigma}_1^2(\boldsymbol{\theta}_0). \end{aligned}$$

(e) & (f) Uniform ergodic theorem The proofs are similar to that given for Theorem 2.3. One may refer to point (c) in the proof of Theorem 2.3 for more details.

(g) Convergence of $\hat{\boldsymbol{\theta}}'_n$. To verify the assertion, it suffices to consider a sequence of fixed observations X_1, X_2, \dots such that (a) – (f) hold true. Consider any convergent subsequence of $\hat{\boldsymbol{\theta}}'_n$, denoting which by $\hat{\boldsymbol{\theta}}'_{n(k)} \rightarrow \boldsymbol{\theta}^*$. We claim that $\boldsymbol{\theta}^* = \boldsymbol{\theta}'_0$. By compactness, $\boldsymbol{\theta}^* \in \Theta'$. A

slight variant of point (f) entails

$$\sup_{s \in \mathbb{R}} \left| \frac{1}{n(k)} \sum_{t=1}^{n(k)} \mathbb{1} \left\{ \frac{X_t}{\sigma_t(\hat{\theta}'_{n(k)})} \leq s \right\} - \mathbb{P} \left\{ \frac{\dot{X}_1}{\dot{\sigma}_1(\theta^*)} \leq s \right\} \right| \rightarrow 0, \text{ as } k \rightarrow \infty.$$

Denote the distribution of $\frac{\dot{X}_1}{\dot{\sigma}_1(\theta)}$ by Q_θ . It follows from the Portmanteau theorem that $Q_{n(k), \hat{\theta}'_{n(k)}} \xrightarrow{d} Q_{\theta^*}$. By point (a), we deduce $\tilde{Q}_{n(k), \hat{\theta}'_{n(k)}} \xrightarrow{d} Q_{\theta^*}$. Observe that for all $\theta \in \Theta'$, $\frac{\dot{X}_1}{\dot{\sigma}_1(\theta)}$ can be written as the product of two independent random variables $\frac{\dot{X}_1}{\dot{\sigma}_1(\theta_0')}$ and $\frac{\dot{\sigma}_1(\theta_0')}{\dot{\sigma}_1(\theta)}$, so by Theorem 2.14 of Dümbgen *et al.* (2011), Theorem 5.5 and affine equivariance of $L(\cdot)$,

$$\limsup_{k \rightarrow \infty} L(\tilde{Q}_{n(k), \hat{\theta}'_{n(k)}}) \leq L(Q_{\theta^*}) \leq L(Q_0) - \frac{1}{2} \log c_0 - \mathbb{E} \log \dot{\sigma}_1^2(\theta'_0) + \mathbb{E} \log \dot{\sigma}_1^2(\theta^*).$$

Furthermore, it is easy to check from points (b) and (e) that

$$\lim_{k \rightarrow \infty} \frac{1}{n} \sum_{t=1}^n \log \tilde{\sigma}_t^2(\hat{\theta}'_{n(k)}) = \mathbb{E} \log \dot{\sigma}_1^2(\theta^*).$$

Combining these two elements together gives

$$\begin{aligned} \limsup_{k \rightarrow \infty} \sup_{\Phi \times \Theta'} \Lambda_{n(k)}(\phi, \theta) &\leq \limsup_{k \rightarrow \infty} L(\tilde{Q}_{n(k), \hat{\theta}'_{n(k)}}) - \liminf_{k \rightarrow \infty} \frac{1}{2n} \sum_{t=1}^n \log \sigma_t^2(\hat{\theta}'_{n(k)}) \\ &\leq L(Q_0) - \frac{1}{2} \log c_0 - \frac{1}{2} \mathbb{E} \log \dot{\sigma}_1^2(\theta'_0) = L(Q_0) - \mathbb{E} \log \dot{\sigma}_1^2(\theta_0). \end{aligned} \quad (5.19)$$

In light of point (d), equality is enforced in (5.19). So it follows from Theorem 5.5 that there exists a constant $C \in (0, \infty)$ such that

$$\mathbb{P} \left(\frac{\dot{\sigma}_1^2(\theta'_0)}{\dot{\sigma}_1^2(\theta^*)} = C \right) = 1.$$

Because θ'_0 and θ^* are both in Θ' , they have the same value in the constant component (i.e. equals one). Now we can employ point (ii) in the proof of Theorem 2.1 of Francq and Zakoïan (2004) to conclude $C = 1$ and $\theta^* = \theta'_0$. Finally, since Θ' is compact and the convergent subsequence is picked arbitrarily, $\hat{\theta}'_n \rightarrow \theta'_0$.

(h) Convergence of \hat{c}_n . In view of point (a), it suffices to show $\mu'_2(Q_{n, \hat{\theta}'_n}) \xrightarrow{a.s.} c_0$. One can follow a similar argument used for point (e) in the proof of Theorem 2.3 to establish this point. Moreover, by the continuous mapping theorem, $\hat{\theta}_n \xrightarrow{a.s.} \theta_0$.

(i) **Convergence of \hat{f}_n .** A close scrutiny reveals that we have established the convergence of $Q_{n,\hat{\theta}'_n}$ to $Q_{0'}$ in law in the proof of point (g) and $\mu'_2(Q_{n,\hat{\theta}'_n}) \xrightarrow{a.s.} \mu'_2(Q_{0'})$ in point (h). So Theorem 6.9 of Villani (2009) entails the convergence of $Q_{n,\hat{\theta}'_n}$ to $Q_{0'}$ in the 2nd Mallows distance, which implies the convergence in the 1st Mallows distance. Again by point (a), $D_1(\tilde{Q}_{n,\hat{\theta}'_n}, Q_{0'}) \xrightarrow{a.s.} 0$. Now one can use Lemma 5.3(i) and Theorem 2.15 of Dümbgen *et al.* (2011) to obtain $\int |\hat{f}_n(x) - f_0^*(x)| dx \xrightarrow{a.s.} 0$. Moreover, one can apply Theorem 2.1 of Schuhmacher *et al.* (2011) and the dominated convergence theorem to see (3.6). \square

References

- Bagnoli, M. and Bergstrom, T. (2005) Log-concave probability and its applications. *Econometric Theory*, **26**, 445-469.
- Balabdaoui, F., Rufibach, K. and Wellner, J. A. (2009) Limit distribution theory for maximum likelihood estimation of a log-concave density. *Ann. Statist.*, **37**, 1299-1331.
- Billingsley, P. (1995) *Probability and measure*, 3rd Edition, John Wiley & Sons, New York.
- Bollerslev, T. (1986) Generalized autoregressive conditional heteroskedasticity. *J. Econometrics*, **31**, 307-327.
- Bougerol, P. and Picard, N. (1992) Stationarity of GARCH processes and of some nonnegative time series. *J. Econometrics*, **52**, 115-127.
- Brockwell, P. and Davis, R. (1991) *Time series: theory and methods*, 2nd Edition, Springer-Verlag, New York.
- Chen, Y. and Samworth, R. (2011) Smoothed log-concave maximum likelihood estimation with applications. Submitted. Available at <http://arxiv.org/abs/1102.1191>.
- Cule, M., Samworth, R. and Stewart, M. (2010) Maximum likelihood estimation of a multi-dimensional log-concave density (with discussion) *J. Roy. Statist. Soc., Ser. B* . **72**, 545-607.
- Diggle, P., Liang, K-Y., Zeger, S.(2002). *Analysis of longitudinal data*, 2nd Edition, Oxford University Press, Oxford.

- Dümbgen, L. and Rufibach, K. (2009) Maximum likelihood estimation of a log-concave density and its distribution function: Basic properties and uniform consistency. *Bernoulli*, **15**, 40-68.
- Dümbgen, L., Samworth, R. and Schuhmacher, D. (2011) Approximation by log-concave distributions with applications to regression. *Ann. Statist.*, **39**, 702-730.
- Engle, R. F. (1982) Autoregressive conditional heteroscedasticity with estimates of the variance of United Kingdom inflation. *Econometrica*, **50**, 987-1007.
- Engle, R. F. and Gonzalez-Rivera, G. (1991) Semiparametric ARCH Models. *Journal of Business and Economic Statistics*, **9**, 345-359.
- Francq, C. and Zakoïan, J-M. (2004) Maximum likelihood estimation of pure GARCH and ARMA-GARCH processes. *Bernoulli*, **10**, 605-637.
- Francq, C. and Zakoïan, J-M. (2010) *GARCH models: structure, statistical inference and financial applications*. John Wiley & Sons, New York.
- Ling, S. and McAleer, M. (2003) Asymptotic theory for a vector ARMA-GARCH model. *Econometric Theory*, **19**, 280-310.
- Mikosch, T., Gadrich, T., Kluppelberg, C. and Adler, R. (1995) Parameter Estimation for ARMA Models with Infinite Variance Innovations. *Ann. Statist.*, **23**, 305-326.
- Nelder, J. A. and Mead, R. (1965) A simplex algorithm for function minimization. *Computer Journal*, **7**, 308-313.
- Pal, J., Woodroffe, M. and Meyer, M. (2007) Estimating a Polya frequency function. In *Complex Datasets and Inverse Problems: Tomography, Networks and Beyond*. Vol. 54 of *Lecture Notes - Monograph Series*, pp. 239–249. Institute of Mathematical Statistics, Ohio.
- Pan, J., and Wang, H. and Yao, Q. (2007) Weighted least absolute deviations estimation for ARMA models with infinite variance. *Econometric theory*, **23**, 852-879.
- Price, K., Storn, R. and Lampinen, J. (2005) *Differential evolution: A practical approach to global optimization*, Springer-Verlag, Berlin.

- Rufibach, K. (2011). A smooth ROC curve estimator based on log-concave density estimates. *Submitted*. Available at <http://arxiv.org/abs/1103.1787>.
- Rufibach, K. and Dümbgen, L. (2011) logcondens: Computations related to univariate log-concave density estimation. *J. Statist. Softw.*, **39**, 1-28.
- Schuhmacher, D., Hüsler, A. and Dümbgen, L. (2011) Multivariate log-concave distributions as a nearly parametric model. *Statistics and Risk Modeling*, **28**, 277-295.
- Silverman, B. (1982) On the estimation of a probability density function by the maximum penalized likelihood method. *Ann. Statist.*, **10**, 795-810.
- Sivakumar, B. and Berndtsson, R. (2010) *Advances in data-based approaches for hydrologic modeling and forecasting*. World Scientific Publishing Company, California.
- Villani, C. (2009). *Optimal transport: old and new*. Springer-Verlag, Berlin.
- Walther, G. (2002) Detecting the presence of mixing with multiscale maximum likelihood. *J. Amer. Statist. Assoc.*, **97**, 508-513.
- Weiss, G. (1985). Half-hourly precipitation and stream flow, river Hirnant, Wales, U.K., November and December, 1972., In *Data: A collection of problems from many fields for the student and research worker*, Springer-Verlag, New York.
- Xia, Y. and Tong, H. (2010). Discussion of the paper *Maximum likelihood estimation of a multi-dimensional log-concave density* by Cule, Samworth and Stewart. *J. Roy. Statist. Soc., Ser. B.* **72**, 585.
- Yao, Q. (2010). Discussion of the paper *Maximum likelihood estimation of a multi-dimensional log-concave density* by Cule, Samworth and Stewart. *J. Roy. Statist. Soc., Ser. B.* **72**, 588.