

Learning a Factor Model via Regularized PCA

Yi-hao Kao

*Stanford University
Stanford, CA 94305, USA*

YIHAOKAO@STANFORD.EDU

Benjamin Van Roy

*Stanford University
Stanford, CA 94305, USA*

BVR@STANFORD.EDU

Editor: TBD

Abstract

We consider the problem of learning a linear factor model with an unknown number of factors. We propose a regularized form of principal component analysis (PCA) and demonstrate through experiments with synthetic and real data the superiority of resulting estimates to those produced by pre-existing factor analysis approaches. We also establish theoretical results that elucidate the manner in which our algorithm corrects biases induced by conventional PCA. An important feature of our algorithm is its computational efficiency, which is close to that of PCA, which enjoys wide use in large part due to its efficiency.

Keywords: Factor Analysis, Principal Component Analysis, Regularization

1. Introduction

Linear factor models have been used for a long time and with notable success in economics, finance, medicine, psychology, and various other natural and social sciences (Harman, 1976). In such a model, each observed variable is a linear combination of unobserved common factors plus idiosyncratic noise, and the collection of random variables is jointly Gaussian. We consider in this paper the problem of learning a factor model from a training set of vector observations. In particular, our learning problem entails simultaneously estimating the number of factors, the loadings of each factor, and the residual variance of each variable.

To define our learning problem, we need to specify how the accuracy of a selected model is evaluated. For this purpose, we consider the likelihood of test data that is independent of the training data. As such, our goal is to design a learning algorithm that maximizes the likelihood of a test set that is not used in the learning process.

A common approach to factor model learning involves application of principal component analysis (PCA). If the number of factors is known and residual variances are assumed to be identical, PCA can be applied to efficiently compute model parameters that maximize likelihood of the training data (Tipping and Bishop, 1999). In order to simplify analysis, we begin our study with a context for which PCA is ideally suited. In particular, before treating more general models, we will restrict attention to models in which residual variances are identical. As a baseline among learning algorithms, we consider applying PCA together with cross-validation, computing likelihood-maximizing parameters for different numbers of factors and selecting the number of factors that maximizes likelihood of a por-

tion of the training data that is reserved for validation. We will refer to this baseline as *uniform-residual rank-constrained maximum likelihood* (URML) estimation.

To improve on URML, we propose *uniform-residual trace-penalized maximum likelihood* (UTML). Rather than estimating parameters of a model with a fixed number of factors and iterating over the number of factors, this approach maximizes likelihood across models without restricting the number of factors but instead penalizing the trace of a matrix derived from the model’s covariance matrix. This trace penalty serves to regularize the model and naturally selects a parsimonious set of factors. The coefficient of this penalty is chosen via cross-validation, similarly with the way in which the number of factors is selected by URML. Through a computational study using synthetic data, we demonstrate that UTML results in better estimates than URML. In particular, we find that UTML requires as little as two-thirds of the quantity of data used by URML to match its performance. Further, leveraging recent work on random matrix theory, we establish theoretical results that elucidate the manner in which UTML corrects biases induced by URML.

We then extend UTML to address the more general and practically relevant learning problem in which residual variances are not assumed to be identical. To evaluate the resulting algorithm, which we refer to as *rescaled trace-penalized maximum likelihood* (RTML), we carry out experiments using both synthetic data and real stock price data. The computational results demonstrate that RTML leads to more accurate estimates than alternatives available from prior art.

Aside from desirable statistical properties, computational efficiency was an important consideration driving the design of UTML and RTML. Variations of PCA such as URML have enjoyed wide use to a large extent because of their efficiency. The computation time required for UTML is similar to that of URML. RTML requires additional computation but remains in close reach for problems where the computational costs of URML are acceptable. Aside from the aforementioned theoretical and empirical analyses, an important contribution of this paper is in the design of algorithms that make UTML and RTML efficient.

2. Problem Formulation

We consider the problem of learning a factor model without knowledge of the number of factors. Specifically, we want to estimate a $M \times M$ covariance matrix Σ_* from samples $\mathbf{x}_{(1)}, \dots, \mathbf{x}_{(N)} \sim \mathcal{N}(0, \Sigma_*)$, where Σ_* is the sum of a symmetric matrix $\mathbf{F}_* \succeq 0$ and a diagonal matrix $\mathbf{R}_* \succeq 0$. These samples can be thought of as generated by a factor model of the form $\mathbf{x}_{(n)} = \mathbf{F}_*^{\frac{1}{2}} \mathbf{z}_{(n)} + \mathbf{w}_{(n)}$, where $\mathbf{z}_{(n)} \sim \mathcal{N}(0, \mathbf{I})$ represents a set of common factors and $\mathbf{w}_{(n)} \sim \mathcal{N}(0, \mathbf{R}_*)$ represents residual noise. The number of factors is represented by $\text{rank}(\mathbf{F}_*)$, and it is usually assumed to be much smaller than the dimension M .

The goal is to produce based on the observed samples a factor loadings matrix $\mathbf{F} \succeq 0$ and a residual variance matrix $\mathbf{R} \succeq 0$ such that the covariance matrix $\Sigma = \mathbf{F} + \mathbf{R}$ maximizes the expected log-likelihood of out-of-sample data: ¹

$$L(\Sigma, \Sigma_*) \equiv \mathbb{E} \left[\log p(\mathbf{x}_{(N+1)} | \Sigma) \mid \Sigma_* \right] = -\frac{1}{2} \left(M \log(2\pi) + \log \det(\Sigma) + \text{tr}(\Sigma^{-1} \Sigma_*) \right).$$

1. This is equivalent to the Kullback-Leibler divergence between $\mathcal{N}(0, \Sigma_*)$ and $\mathcal{N}(0, \Sigma)$.

Note that the above expectation is conditioned on Σ_* , which is not available when we select an estimate, and therefore, the problem of optimizing this expectation is ill-posed. That said, when comparing estimation methods later in the paper we will evaluate such expectations for a range of covariance matrices Σ_* and assess relative performance as a function of Σ_* . In this way, the expectation offers a useful means of comparing methods.

3. Learning Algorithms

Given our objective, one simple approach is to choose an estimate Σ that maximizes in-sample log-likelihood:

$$\log p(\mathcal{X}|\Sigma) = -\frac{N}{2} (M \log(2\pi) + \log \det(\Sigma) + \text{tr}(\Sigma^{-1} \Sigma_{\text{SAM}})), \quad (1)$$

where $\mathcal{X} = \{\mathbf{x}_{(1)}, \dots, \mathbf{x}_{(N)}\}$, and we use $\Sigma_{\text{SAM}} = \sum_{n=1}^N \mathbf{x}_{(n)} \mathbf{x}_{(n)}^T / N$ to denote the sample covariance matrix. Here, the maximum likelihood estimate is simply given by $\Sigma = \Sigma_{\text{SAM}}$.

The problem with maximum likelihood estimation in this context is that in-sample log-likelihood does not accurately predict out-of-sample log-likelihood unless the number of samples N far exceeds the dimension M . In fact, when the number of samples N is smaller than the dimension M , Σ_{SAM} is ill-conditioned and the out-of-sample log-likelihood is negative infinity. One remedy to such poor generalization involves exploiting factor structure, as we discuss in this section.

3.1 Uniform Residual Variances

We begin with a simplified scenario in which the residual variances are assumed to be identical. As we will later see, this simplification facilitates theoretical analysis. This assumption will be relaxed in the next subsection.

3.1.1 CONSTRAINING THE NUMBER OF FACTORS

Given a belief that the data is generated by a factor model with few factors, it is natural to constrain the number of factors. This leads to an optimization problem

$$\begin{aligned} \max_{\mathbf{F} \in \mathbb{S}_+^M, \mathbf{R} \in \mathbb{D}_+^M} \quad & \log p(\mathcal{X}|\Sigma) \\ \text{s.t.} \quad & \Sigma = \mathbf{F} + \mathbf{R} \\ & \text{rank}(\mathbf{F}) \leq K \end{aligned} \quad (2)$$

where \mathbb{S}_+^M and \mathbb{D}_+^M denote the set of all $M \times M$ positive semidefinite symmetric and positive semidefinite diagonal matrices, respectively. Here K is the exogenously specified number of factors. We will refer to this formulation as *rank-constrained maximum likelihood*.

Now suppose the residual variances in the generative model are identical, and as a result we impose an additional constraint that \mathbf{R} is a multiple $\sigma^2 \mathbf{I}$ of the identity matrix. In this case, the optimal solution of (2) can be efficiently computed via principal component analysis (PCA), as established in Tipping and Bishop (1999). This involves first computing an eigendecomposition of the sample covariance matrix $\Sigma_{\text{SAM}} = \mathbf{B} \mathbf{S} \mathbf{B}^T$, where $\mathbf{B} \in \mathbb{R}^{M \times M}$

is an orthonormal matrix and \mathbf{S} is a diagonal matrix whose diagonal elements are sorted in decreasing order. Then we let

$$\sigma^2 = \frac{1}{M-K} \sum_{k=K+1}^M \mathbf{S}_{k,k},$$

and \mathbf{D} be a $K \times K$ diagonal matrix with diagonal entries $\mathbf{D}_{k,k} = \mathbf{S}_{k,k} - \sigma^2$, and let $\mathbf{B}_{1:K}$ be the $M \times K$ matrix made up of the first K columns of \mathbf{B} . The estimate is then given by $\hat{\Sigma} = \mathbf{B}_{1:K} \mathbf{D} \mathbf{B}_{1:K}^T + \sigma^2 \mathbf{I}$. We will refer to this method as *uniform-residual rank-constrained maximum likelihood*, and denote by Σ_{URML}^K the covariance matrix resulting from this procedure.

A number of methods have been proposed for estimating the number of factors K (Akaike, 1987; Bishop, 1998; Minka, 2000; Hirose et al., 2011). Cross-validation provides a conceptually simple approach that in practice works at least about as well as any other. To obtain best performance from such a procedure, one would make use of so-called n -fold cross-validation. To keep things simple in our study and comparison of estimation methods, for all methods we will consider, we employ a version of cross-validation that reserves a single subset of data for validation and selection of K . Details of the procedure we used can be found in the appendix. Through selection of K , this procedure arrives at a covariance matrix which we will denote by Σ_{URML} .

3.1.2 PENALIZING THE TRACE

Instead of constraining the rank of \mathbf{F} , one might consider constraining its trace, which leads to replacing the rank constraint of (2) with $\text{tr}(\mathbf{F}) \leq t$. However, this optimization problem is not convex, and it is not clear to us whether it can be solved efficiently. Let us explore a related alternative.

Based on the simplifying assumption $\mathbf{R} = \sigma^2 \mathbf{I}$, some straightforward matrix algebra shows that if $\Sigma = \mathbf{F} + \sigma^2 \mathbf{I}$ with $\mathbf{F} \in \mathbb{S}_+^M$ and $\sigma^2 > 0$ then the matrix defined by $\mathbf{G} = \sigma^{-2} \mathbf{I} - \Sigma^{-1}$ is in \mathbb{S}_+^M , with $\text{rank}(\mathbf{G}) = \text{rank}(\mathbf{F})$. This observation, together with the well-known fact that the log-likelihood of \mathcal{X} is concave in the *inverse* covariance matrix Σ^{-1} , motivates the following convex program:

$$\begin{aligned} \max_{\mathbf{G} \in \mathbb{S}_+^M, v \in \mathbb{R}_+} \quad & \log p(\mathcal{X} | \Sigma) \\ \text{s.t.} \quad & \Sigma^{-1} = v \mathbf{I} - \mathbf{G} \\ & \text{tr}(\mathbf{G}) \leq t. \end{aligned}$$

Here, the variable v represents the reciprocal of residual variance. Pricing out the trace constraint leads to a closely related problem in which the trace is penalized rather than constrained:

$$\begin{aligned} \max_{\mathbf{G} \in \mathbb{S}_+^M, v \in \mathbb{R}_+} \quad & \log p(\mathcal{X} | \Sigma) - \lambda \text{tr}(\mathbf{G}) \\ \text{s.t.} \quad & \Sigma^{-1} = v \mathbf{I} - \mathbf{G}. \end{aligned} \tag{3}$$

We will consider the penalized problem instead of the trace constrained problem because it is more convenient to design algorithms that address the penalty rather than the constraint.

Let $\Sigma_{\text{UTML}}^\lambda$ denote the covariance matrix derived from the optimal solution to this convex program. Here, the U indicates that residual variances are assumed to be *uniform* across variables and T stands for *trace-penalized*.

It is easy to see that (3) is a semidefinite program (SDP). As such, the problem can be solved in polynomial time by existing algorithms. However, when the number of variables M is large, as is the case in many contexts of practical import, such algorithms can take too long to be practically useful. This exemplifies a recurring obstacle that arises in the use of SDP formulations to study large data sets.

One contribution of this paper is an efficient method for solving (3), which we now describe. The following result motivates the algorithm we will propose for computing $\Sigma_{\text{UTML}}^\lambda$:

Theorem 1 *Let (\mathbf{G}_*, v_*) be an optimal solution to (3). Σ_{SAM} and $\Sigma_{\text{UTML}}^\lambda = (v_* \mathbf{I} - \mathbf{G}_*)^{-1}$ share the same trace and eigenvectors, and letting the eigenvalues of the two matrices, sorted in decreasing order, be denoted by s_1, \dots, s_M and h_1, \dots, h_M , respectively, we have*

$$h_m = \max \left\{ s_m - \frac{2\lambda}{N}, \frac{1}{v_*} \right\}, \text{ for } m = 1, \dots, M.$$

This theorem suggests an algorithm for computing $\Sigma_{\text{UTML}}^\lambda$. First, we compute the eigen-decomposition of Σ_{SAM} . This provides the eigenvectors and trace of $\Sigma_{\text{UTML}}^\lambda$. To obtain the eigenvalues, we need only determine the value of v such that eigenvalues given by the formula in the theorem sum to the desired trace. Algorithm 1 presents this procedure in greater detail.² Note that, with large enough λ , this algorithm automatically selects a small set of factors. In our implementation, this regularization parameter λ is chosen by cross-validation. We denote by Σ_{UTML} the covariance matrix resulting from this cross-validation procedure.

Algorithm 1 Procedure for computing $\Sigma_{\text{UTML}}^\lambda$

Input: \mathcal{X}, λ

Output: $\Sigma_{\text{UTML}}^\lambda$

Compute Σ_{SAM} , its eigenvalues $s_1 \geq \dots \geq s_M$, and orthonormal eigenvectors $\mathbf{b}_1, \dots, \mathbf{b}_M$

$$\beta_k \leftarrow \left(2k\lambda/N + \sum_{m=k+1}^M s_m \right) / (M - k), \quad \forall k = 0, 1, \dots, M - 1$$

$$K \leftarrow \max(\{k : \beta_k < s_k - 2\lambda/N\} \cup 0)$$

$$\sigma^2 \leftarrow \beta_K$$

$$h_m \leftarrow \begin{cases} s_m - 2\lambda/N & \text{if } m \leq K \\ \sigma^2 & \text{otherwise} \end{cases}, \quad \forall m = 1, \dots, M$$

$$\Sigma_{\text{UTML}}^\lambda \leftarrow \sum_{m=1}^M h_m \mathbf{b}_m \mathbf{b}_m^\top$$

2. Note that we only have to compute K eigenvectors $\mathbf{b}_1, \dots, \mathbf{b}_K$, since the last step in Algorithm 1 can be replaced by $\Sigma_{\text{UTML}}^\lambda \leftarrow \sum_{m=1}^K (h_m - \sigma^2) \mathbf{b}_m \mathbf{b}_m^\top + \sigma^2 \mathbf{I}$. This observation can dramatically reduce computing time when $K \ll M$, as is often the case.

3.2 Nonuniform Residual Variances

We now relax the assumption of uniform residual variances and discuss several methods for the general case. As in the previous subsection, the hyper-parameters of these methods will be selected by cross-validation.

3.2.1 CONSTRAINING THE NUMBER OF FACTORS

Without the assumption of uniform residual variances, the ranked-constrained maximum likelihood formulation (2) is generally hard to solve, and therefore we consider two widely-used approximate solutions.

The expectation-maximization (EM) algorithm (Rubin and Thayer, 1982) is arguably the most conventional approach to solving (2), though there is no guarantee that this will result in a global optimal solution. The algorithm generates a sequence of iterates $\mathbf{F}^{\frac{1}{2}} \in \mathbb{R}^{M \times K}$ and $\mathbf{R} \in \mathbb{D}_+^M$, such that the covariance matrix $\mathbf{\Sigma} = \mathbf{F}^{\frac{1}{2}} \mathbf{F}^{\frac{1}{2}\top} + \mathbf{R}$ increases the log-likelihood of \mathcal{X} with each iteration. Each iteration involves an estimation step in which we assume the data are generated according to the covariance matrix $\mathbf{\Sigma} = \mathbf{F}^{\frac{1}{2}} \mathbf{F}^{\frac{1}{2}\top} + \mathbf{R}$, and compute expectations

$$\begin{aligned} \mathbb{E}[\mathbf{z}_{(n)} | \mathbf{x}_{(n)}] &= \left(\mathbf{I}_K + \mathbf{F}^{\frac{1}{2}\top} \mathbf{R}^{-1} \mathbf{F}^{\frac{1}{2}} \right)^{-1} \mathbf{F}^{\frac{1}{2}\top} \mathbf{R}^{-1} \mathbf{x}_{(n)} \\ \mathbb{E}[\mathbf{z}_{(n)} \mathbf{z}_{(n)}^\top | \mathbf{x}_{(n)}] &= \left(\mathbf{I}_K + \mathbf{F}^{\frac{1}{2}\top} \mathbf{R}^{-1} \mathbf{F}^{\frac{1}{2}} \right)^{-1} + \mathbb{E}[\mathbf{z}_{(n)} | \mathbf{x}_{(n)}] \mathbb{E}[\mathbf{z}_{(n)} | \mathbf{x}_{(n)}]^\top, \end{aligned}$$

for $n = 1, \dots, N$. A maximization step then updates \mathbf{F} and \mathbf{R} according to

$$\begin{aligned} \mathbf{F}^{\frac{1}{2}} &\leftarrow \left(\sum_{n=1}^N \mathbf{x}_{(n)} \mathbb{E}[\mathbf{z}_{(n)} | \mathbf{x}_{(n)}]^\top \right) \left(\sum_{n=1}^N \mathbb{E}[\mathbf{z}_{(n)} \mathbf{z}_{(n)}^\top | \mathbf{x}_{(n)}] \right)^{-1} \\ \mathbf{R}_{m,m} &\leftarrow \left(\mathbf{\Sigma}_{\text{SAM}} - \mathbf{F}^{\frac{1}{2}} \frac{1}{N} \sum_{n=1}^N \mathbb{E}[\mathbf{z}_{(n)} | \mathbf{x}_{(n)}] \mathbf{x}_{(n)}^\top \right)_{m,m}, \end{aligned}$$

for $m = 1, \dots, M$. In our implementation, the initial \mathbf{F} and \mathbf{R} are selected by the MRH algorithm described in the next paragraph. We will denote the estimate produced by the EM algorithm by $\mathbf{\Sigma}_{\text{EM}}^K$ and that resulting from further selection of K through cross-validation by $\mathbf{\Sigma}_{\text{EM}}$.

A common heuristic for approximately solving (2) without entailing iterative computation is to first compute $\mathbf{\Sigma}_{\text{URML}}^K$ by PCA and then take the factors to be $\mathbf{F} = \mathbf{B}_{1:K} \mathbf{D} \mathbf{B}_{1:K}^\top$ and the residual variances to be $\mathbf{R}_{m,m} = (\mathbf{\Sigma}_{\text{SAM}} - \mathbf{B}_{1:K} \mathbf{D} \mathbf{B}_{1:K}^\top)_{m,m}$, for $m = 1, \dots, M$. In other words, $\mathbf{R}_{m,m}$ is selected so that diagonal elements of the estimated covariance matrix $\mathbf{\Sigma} = \mathbf{F} + \mathbf{R}$ are equal to those of the sample covariance matrix. We will refer to this method as *marginal-variance-preserving rank-constrained heuristic* and denote the resulting estimates by $\mathbf{\Sigma}_{\text{MRH}}^K$ and $\mathbf{\Sigma}_{\text{MRH}}$.

3.2.2 PENALIZING THE TRACE

We now develop a variation of Algorithm 1 that applies when residual variances are nonuniform. One formulation that may seem natural involves replacing $v\mathbf{I}$ in (3) with a diagonal

matrix $\mathbf{V} \in \mathbb{D}_+^M$. Indeed, a closely related formulation is proposed in Chandrasekaran et al. (2010). However, as we will see in Sections 4 and 5, solutions to this formulation suffer from bias and do not compete well against the method we will propose next. That said, let us denote the estimates resulting from solving this formulation by $\Sigma_{\text{TML}}^\lambda$ and Σ_{TML} , where T stands for *trace-penalized*. Also note that this formulation can be efficiently solved by a straightforward generalization of Theorem 1.

Our approach involves componentwise scaling of the data. Consider an estimate $\hat{\Sigma}$ of Σ_* . Recall that we evaluate the quality of the estimate using the expected log-likelihood $L(\hat{\Sigma}, \Sigma_*)$ of out-of-sample data. If we multiply each data sample by a matrix $\mathbf{T} \in \mathbb{R}^{M \times M}$, the data set becomes $\mathcal{Y} = \{\mathbf{y}_{(1)}, \dots, \mathbf{y}_{(N)}\}$, with $\mathbf{y}_{(n)} = \mathbf{T}\mathbf{x}_{(n)} \sim \mathcal{N}(0, \mathbf{T}\Sigma_*\mathbf{T}^\text{T})$. If we also change our estimate accordingly to $\mathbf{T}\hat{\Sigma}\mathbf{T}^\text{T}$ then the new expected log-likelihood becomes

$$L(\mathbf{T}\hat{\Sigma}\mathbf{T}^\text{T}, \mathbf{T}\Sigma_*\mathbf{T}^\text{T}) = L(\hat{\Sigma}, \Sigma_*) - \log \det \mathbf{T}.$$

Therefore, as long as we constrain \mathbf{T} to have unit determinant, $L(\mathbf{T}\hat{\Sigma}\mathbf{T}^\text{T}, \mathbf{T}\Sigma_*\mathbf{T}^\text{T})$ will be equal to $L(\hat{\Sigma}, \Sigma_*)$, suggesting that if $\hat{\Sigma}$ is a good estimate of Σ_* then $\mathbf{T}\hat{\Sigma}\mathbf{T}^\text{T}$ is a good estimate of $\mathbf{T}\Sigma_*\mathbf{T}^\text{T}$. This motivates the following optimization problem:

$$\begin{aligned} \max_{\mathbf{G} \in \mathbb{S}_+^M, v \in \mathbb{R}_+, \mathbf{T} \in \mathbb{D}_+^M} \quad & \log p(\mathbf{T}\mathcal{X}|\Sigma) - \lambda \text{tr}(\mathbf{G}) \\ \text{s.t.} \quad & \Sigma^{-1} = v\mathbf{I} - \mathbf{G}. \\ & \log \det \mathbf{T} \geq 0. \end{aligned} \tag{4}$$

The solution to this problem identifies a linear transformation that allows the data to be best-explained by a factor model with uniform residual variances. Given an optimal solution, $1/\mathbf{T}_{i,i}^2$ should be approximately proportional to the variance of the i th residual, so that normalizing by $\mathbf{T}_{i,i}$ makes residual variances uniform. Note that the optimization problem constrains $\log \det \mathbf{T}$ to be nonnegative rather than zero. This makes the feasible region convex, and this constraint is binding at the optimal solution. Denote the optimal solution to (4) by $(\mathbf{G}_*, v_*, \mathbf{T}_*)$. Our estimate is thus given by $\mathbf{T}_*^{-1}(v_*\mathbf{I} - \mathbf{G}_*)^{-1}\mathbf{T}_*^{-\text{T}}$.

The objective function of (4) is not concave in $(\mathbf{G}, v, \mathbf{T})$, but is biconcave in (\mathbf{G}, v) and \mathbf{T} . We solve it by coordinate ascent, alternating between optimizing (\mathbf{G}, v) and \mathbf{T} . This procedure is guaranteed convergence. In our implementation, we initialize \mathbf{T} by \mathbf{I} . We will denote the resulting estimates by $\Sigma_{\text{RTML}}^\lambda$ and Σ_{RTML} , where RT stands for *rescaled* and *trace-penalized*.

4. Experiments

We carried out two sets of experiments to compare the performance of aforementioned algorithms. The first is based on synthetic data, whereas the second uses historical prices of stocks that make up the S&P 500 index.

4.1 Synthetic Data

We generated two kinds of synthetic data. The first was generated by a model in which each residual has unit variance. This data was sampled according to the following procedure,

which takes as input the number of factors K_* , the dimension M , the factor variances σ_f^2 , and the number of samples N :

1. Sample K_* orthonormal vectors $\phi_1, \phi_2, \dots, \phi_{K_*} \in \mathbb{R}^M$ isotropically.
2. Sample $f_1, f_2, \dots, f_{K_*} \sim \mathcal{N}(0, \sigma_f^2)$.
3. Let $\mathbf{F}^{\frac{1}{2}} = [f_1\phi_1 \quad f_2\phi_2 \quad \dots \quad f_{K_*}\phi_{K_*}]$.
4. Let $\Sigma_* = \mathbf{F}^{\frac{1}{2}}\mathbf{F}^{\frac{1}{2}\top} + \mathbf{I}$.
5. Sample $\mathbf{x}_{(1)}, \dots, \mathbf{x}_{(N)}$ iid from $\mathcal{N}(0, \Sigma_*)$.

We repeated this procedure one hundred times for each $N \in \{50, 100, 200, 400\}$, with $M = 200, K_* = 10$, and $\sigma_f = 5$. We applied to this data URML and UTML, since they are methods designed to treat such a scenario with uniform residual variances. Regularization parameters K and λ were selected via cross-validation, where about 70% of each data set was used for training and 30% for validation. Figure 1(a) plots out-of-sample log-likelihood delivered by the two algorithms. Performance is plotted as a function of the log-ratio of the number of samples to the number of variables, which represents the availability of data relative to the number of variables. We expect this measure to drive performance differences. UTML outperforms URML in all scenarios. The difference is largest when data is scarce. When data is abundant, both methods work about as well. This should be expected since both estimation methods are consistent.

To interpret this result in a more tangible way, we also plot the *equivalent data requirement* of UTML in Figure 1(b). This metric is defined as the portion of training data required by UTML to match the performance of URML. As we can see, UTML needs as little as 67% of the data used by the URML to reach the same estimation accuracy.

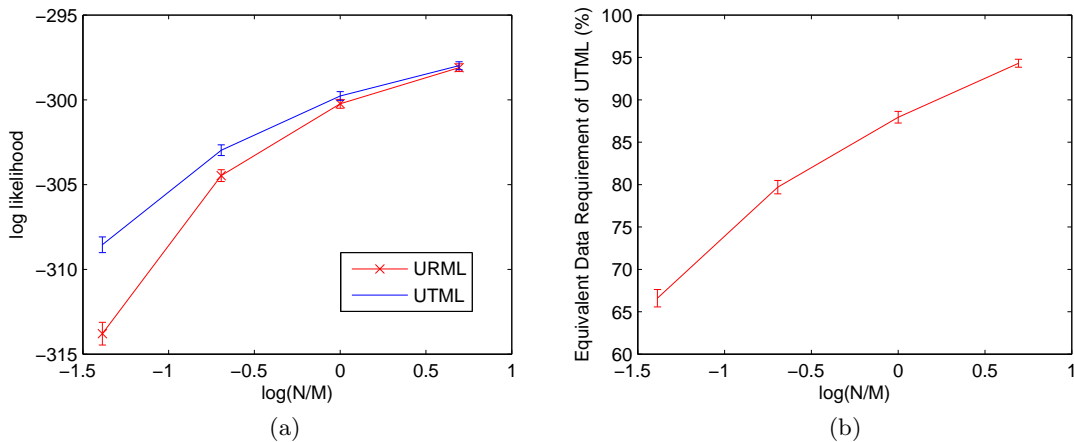


Figure 1: (a) The average out-of-sample log-likelihood delivered by URML and UTML, when residual variances are identical. The error bars denote one standard deviation. (b) The average portion of data required by UTML to match the performance of URML.

Our second type of synthetic data was generated using an entirely similar procedure except step 4 was replaced by

$$\Sigma_* = \mathbf{F}^{\frac{1}{2}} \mathbf{F}^{\frac{T}{2}} + \text{diag}(e^{r_1}, e^{r_2}, \dots, e^{r_M}),$$

where r_1, \dots, r_M were sampled iid from $\mathcal{N}(0, \sigma_r^2)$. Note that σ_r effectively controls the variation among residual variances. Since these residual variances are nonuniform, EM, MRH, TML, and RTML were applied. Figure 2 plots the results for the cases $\sigma_r = 0.5$ and $\sigma_r = 0.8$, corresponding to moderate and large variation among residual variances, respectively. In either case, RTML outperforms the alternatives. Figure 3 further gives the equivalent data requirement of RTML with respect to each alternative.

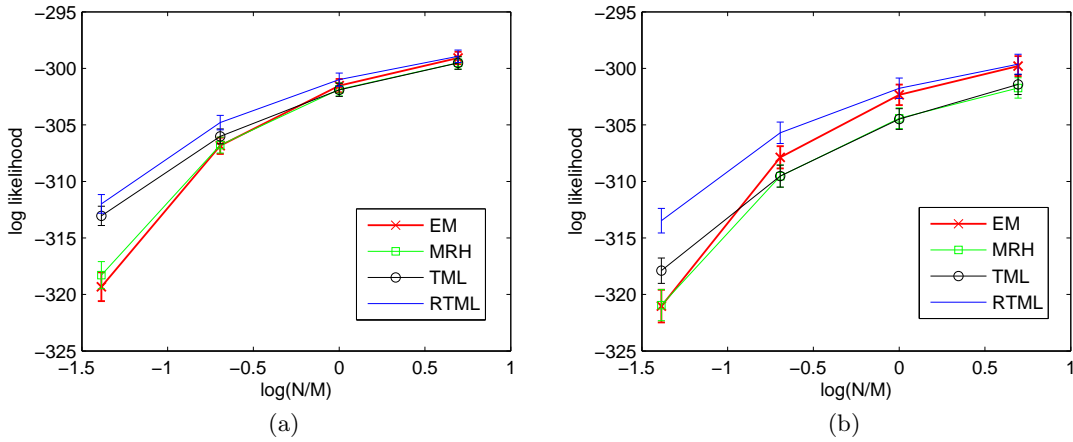


Figure 2: The average out-of-sample log-likelihood delivered by EM, MRH, TML, and RTML, when residuals have independent random variances with (a) $\sigma_r = 0.5$ and (b) $\sigma_r = 0.8$.

4.2 S&P 500 Data

An important application area for covariance matrix estimation is finance, where return covariances are used to assess risks and guide diversification (Markowitz, 1952). The experiments we will now describe involve estimation of such covariances from historical daily returns of stocks represented in the S&P 500 index as of March, 2011. We use price data collected from the period starting November 2, 2001, and ending August 9, 2007. This period was chosen to avoid the erratic market behavior observed during the bursting of the dot-com bubble in 2000 and the financial crisis that began in 2008. Normalized daily log-returns were computed from closing prices through a process described in detail in the appendix. Over this duration, there were 1400 trading days and 453 of the stocks under consideration were active. This produced a data set $\mathcal{Y} = \{\mathbf{y}_{(1)}, \dots, \mathbf{y}_{(1400)}\}$, in which the i th component of $\mathbf{y}_{(t)} \in \mathbb{R}^{453}$ represents the normalized log-daily-return of stock i on day t .

We generated estimates corresponding to each among a subset of the 1400 days. As would be done in real-time application, for each such day t we used N data points $\{\mathbf{y}_{(t-N+1)},$

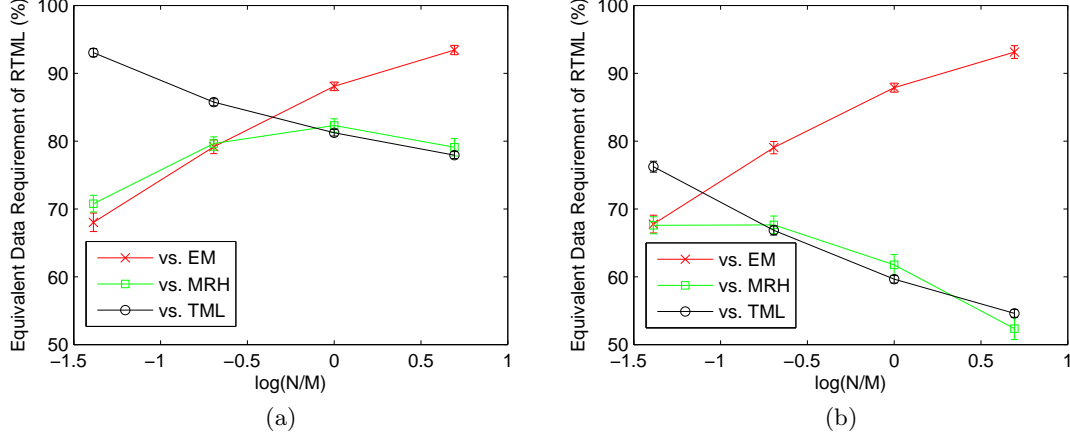


Figure 3: The equivalent data requirement of RTML with respect to EM, MRH, and TML when (a) $\sigma_r = 0.5$ and (b) $\sigma_r = 0.8$.

$\dots, \mathbf{y}_{(t)}\}$ that would have been available on that day to compute the estimate and subsequent data to assess performance. In particular, we generated estimates every ten days beginning on day 1200 and ending on day 1290. For each of these days, we evaluated average log-likelihood of log-daily-returns over the next ten days. Algorithm 2 formalizes this procedure.

Algorithm 2 Testing Procedure \mathcal{T}

Input: learning algorithm \mathcal{U} , regularization parameter θ , window size N , time point t

Output: test-set log-likelihood

$\mathcal{X} \leftarrow \{\mathbf{y}_{(t-N+1)}, \dots, \mathbf{y}_{(t)}\}$ (training set)

$\mathcal{X}' \leftarrow \{\mathbf{y}_{(t+1)}, \dots, \mathbf{y}_{(t+10)}\}$ (test set)

$\hat{\Sigma} \leftarrow \mathcal{U}(\mathcal{X}, \theta)$

return $\log p(\mathcal{X}' | \hat{\Sigma})$

These tests served the purpose of sliding-window cross-validation, as we tried a range of regularization parameters over this time period and used test results to select a regularization parameter for each algorithm. More specifically, for each algorithm \mathcal{U} , its regularization parameter was selected by

$$\hat{\theta} = \operatorname{argmax}_{\theta} \sum_{j=0}^9 \mathcal{T}(\mathcal{U}, \theta, N, 1200 + 10j).$$

On days 1300, 1310, \dots , 1390, we generated one estimate per day per algorithm, in each case using the regularization parameter selected earlier and evaluating average log-likelihood over the next ten days. For each algorithm \mathcal{U} , we took the average of these ten ten-day averages

to be its out-of-sample performance, defined as

$$\frac{1}{100} \sum_{j=0}^9 \mathcal{T}(\mathcal{U}, \hat{\theta}, N, 1300 + 10j).$$

Figure 4 plots the performance delivered EM, MRH, TML, and RTML with $N \in \{200, 300, \dots, 1200\}$. RTML is the dominant solution. It is natural to ask why the performance of each algorithm improves then degrades as N grows. If the time series were stationary, one would expect performance to monotonically improve with N . However, this is a real time series and is not necessarily stationary. We believe that the distribution changes enough over about a thousand trading days so that using historical data collected further back worsens estimates. This observation points out that in real applications RTML is likely to generate superior results even when all aforementioned algorithms are allowed to use all available data. This is in contrast with the experiments of Section 4.1 involving synthetic data, which may have led to an impression that the performance difference could be made small by using more data.

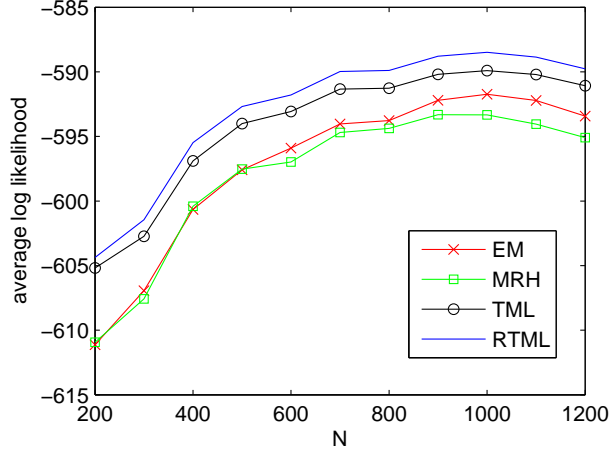


Figure 4: The average log-likelihood of test set, delivered by EM, MRH, TML, and RTML, over different training-window sizes N .

5. Analysis

In this section, we explain why RTML might be expected to outperform alternatives as we have seen in our experimental results.

5.1 Uniform Residual Variances

Let us start with the simpler context in which residual variances are identical. In other words, let $\Sigma_* = \mathbf{F}_* + \sigma^2 \mathbf{I}$ for a low rank matrix \mathbf{F}_* and residual variance σ^2 . Here we would like to understand why UTML outperforms URML. Recall that, given an eigendecomposition $\Sigma_{\text{SAM}} = \mathbf{B} \mathbf{S} \mathbf{B}^T$ of the sample covariance matrix, estimates generated by URML and

UTML admit eigendecompositions $\mathbf{\Sigma}_{\text{URML}} = \mathbf{B}\mathbf{H}_{\text{URML}}\mathbf{B}^T$ and $\mathbf{\Sigma}_{\text{UTML}} = \mathbf{B}\mathbf{H}_{\text{UTML}}\mathbf{B}^T$, deviating from the sample eigenvalues \mathbf{S} but not the eigenvectors \mathbf{B} . Hence, URML and UTML differ only in the way they select eigenvalues: URML takes each eigenvalue to be either a constant or the corresponding sample eigenvalue, while UTML takes each eigenvalue to be either a constant or the corresponding sample eigenvalue less a constant. As such, large eigenvalues produced by UTML are a constant offset less than those produced by URML.

Note that, given the eigenvectors $\mathbf{B} = [\mathbf{b}_1 \cdots \mathbf{b}_M]$, the eigenvalues that maximize out-of-sample log-likelihood are given by $h_i^* = \mathbf{b}_i^T \mathbf{\Sigma}_* \mathbf{b}_i$, for $i = 1, \dots, M$. In particular, the matrix $\mathbf{H}^* = \text{diag}(h^*)$ maximizes $L(\mathbf{B}\mathbf{H}\mathbf{B}^T, \mathbf{\Sigma}_*)$ over positive semidefinite diagonal matrices \mathbf{H} . Let each i th sample eigenvalue be denoted by $s_i = \mathbf{S}_{i,i}$. Further, let ℓ_i denote the i th largest eigenvalue of $\mathbf{\Sigma}_*$. The following theorem, whose proof relies on two results from random matrix theory found in Baik and Silverstein (2006) and Paul (2007), relates sample eigenvalues s_i to optimal eigenvalues h_i^* .

Theorem 2 *For all K , scalars $\ell_1 > \ell_2 > \cdots > \ell_K > \sigma^2 > 0$, $\rho \in (0, 1)$, sequences $N_{(M)}$ such that $|M/N_{(M)} - \rho| = o(1/\sqrt{N_{(M)}})$, covariance matrices $\mathbf{\Sigma}_*^{(M)} \in \mathbb{S}_+^M$ with eigenvalues $\ell_1, \dots, \ell_K, \sigma^2, \dots, \sigma^2$, and i such that $\ell_i > (1 + \sqrt{\rho})\sigma^2$, there exists $\epsilon_i \in (0, 2\sigma^2/(\ell_i - \sigma^2))$ such that $h_i^* \xrightarrow{p} s_i - (2 + \epsilon_i)\rho\sigma^2$.*

Consider eigenvalues ℓ_i that are large enough so that ϵ_i is negligible. In such cases, when in the asymptotic regime identified by Theorem 2, we have $h_i^* \approx s_i - 2\rho\sigma^2$. This observation suggests that the way in which UTML subtracts a constant from large sample eigenvalues should improve performance relative to URML, which does not modify large sample eigenvalues.

Furthermore, in addition to this constant-subtraction of large eigenvalues, another important property of UTML is the fact that the trace of UTML estimate is the same as that of sample covariance matrix. This is justifiable by the following result.

Proposition 3 *For any fixed N, K , scalars $\ell_1 \geq \ell_2 \geq \cdots \geq \ell_K \geq \sigma^2 > 0$, and any sequence of covariance matrices $\mathbf{\Sigma}_*^{(M)} \in \mathbb{S}_+^M$ with eigenvalues $\ell_1, \dots, \ell_K, \sigma^2, \dots, \sigma^2$, we have*

$$\frac{\text{tr} \mathbf{\Sigma}_{\text{SAM}}}{\text{tr} \mathbf{\Sigma}_*} \xrightarrow{a.s.} 1$$

and

$$\Pr \left(\left| \frac{\text{tr} \mathbf{\Sigma}_{\text{SAM}}}{\text{tr} \mathbf{\Sigma}_*} - 1 \right| \geq \epsilon \right) \leq \frac{2}{N\epsilon^2} \left(\frac{1}{M} + O \left(\frac{1}{M^2} \right) \right).$$

Note that, unlike Theorem 2, this proposition holds for fixed number of samples N . In other words, as long as the data dimension M is large, the sample trace is usually a good estimate of the true one, even when data samples are limited.

5.2 Nonuniform Residual Variances

Comparing Figure 1, 2, and 3, we can see that the relation between URML and UTML is analogous to that between EM and RTML. Specifically, the equivalent data requirement of

UTML versus URML behaves very similarly as that of RTML versus EM. This should not be surprising, as we now explain.

To develop an intuitive understanding of this phenomenon, let us consider an idealized, analytically tractable, context in which both EM and RTML successfully estimate the relative magnitudes of residual variances. In particular, suppose we impose an additional constraint $\mathbf{R} \propto \mathbf{R}_*^3$ into (2) and an additional constraint $\mathbf{T} \propto \mathbf{R}_*^{-\frac{1}{2}}$ into (4). In this case, it is straightforward to show that EM is equivalent to URML with data rescaled by $\mathbf{R}_*^{-\frac{1}{2}}$, and RTML is equivalent to UTML with the same rescaled data. Therefore, by the argument given in Section 5.1, it is natural to expect RTML outperforms EM.

A question that remains, however, is why MRH and TML are not as effective as RTML. We believe the reason to be that they tend to select factor loadings that assign larger values than appropriate to variables with large residual variances. Indeed, such disadvantage has been observed in our synthetic data experiment: when the variation among residual variances increases, the performances of MRH and TML degrade significantly, as shown in Figure 2.

Again, let us consider an idealized context in which the sample covariance matrix Σ_{SAM} turns out to be identical to the Σ_* , which is equal to $\mathbf{F}_* + \mathbf{R}_*$, with $\mathbf{R}_* = \text{diag}(r, 1, 1, \dots, 1)$ and \mathbf{F}_* being a matrix with every component equal to 1. Recall that MRH uses eigenvectors of Σ_{SAM} corresponding to the largest eigenvalues as factor loading vectors. One would hope that factor loading estimates are insensitive to underlying residual variances. However, the following proposition suggests that, as r grows, the first component of the first eigenvector of Σ_{SAM} dominates other components by an unbounded factor.

Proposition 4 *Suppose $\mathbf{R}_* = \text{diag}(r, 1, 1, \dots, 1)$ and $\mathbf{F}_* = [1 \ 1 \ \dots \ 1]^T [1 \ 1 \ \dots \ 1]$, $r > 1$. Let $\mathbf{f} = [f_1 \ \dots \ f_M]^T$ be the first eigenvector of Σ_* . Then we have $f_1/f_i = \Omega(r), \forall i > 1$.*

As such, the factor estimated by this first eigenvector can be grossly misrepresented.

TML suffers from a similar problem, though possibly to a lesser degree. The matrix \mathbf{V} in the TML formulation represents an estimate of \mathbf{R}_*^{-1} . For simplicity, let us consider an idealized TML formulation which further incorporates a constraint $\mathbf{V} = \mathbf{R}_*^{-1}$. That is,

$$\begin{aligned} \max_{\mathbf{V} \in \mathbb{D}_+^M, \mathbf{G} \in \mathbb{S}_+^M} \quad & \log p(\mathcal{X}|\Sigma) - \lambda \text{tr}(\mathbf{G}) \\ \text{s.t.} \quad & \Sigma^{-1} = \mathbf{V} - \mathbf{G} \\ & \Sigma_{\text{SAM}} = \Sigma_* \\ & \mathbf{V} = \mathbf{R}_*^{-1}. \end{aligned} \tag{5}$$

In this case, we can show that when this idealized TML algorithm produces an estimate of exactly one factor, the first component of the estimate of the factor loading vector is strictly larger than other components, as formally described in the following proposition.

Proposition 5 *Suppose \mathbf{R}_* and \mathbf{F}_* are given as in Proposition 4, and let the estimate resulting from (5) be $\hat{\Sigma} = \mathbf{R}_* + \hat{\mathbf{F}}$. Then for all $\lambda > 0$ we have*

3. Here we use the notation $\mathbf{A} \propto \mathbf{B}$ to mean that there exists $\gamma \geq 0$ such that $\mathbf{A} = \gamma \mathbf{B}$.

1. $\text{rank}(\hat{\mathbf{F}}) = 1$ if and only if $\lambda < MN/2$.
2. In that case, if we rewrite $\hat{\mathbf{F}}$ as $\mathbf{f}\mathbf{f}^T$, where $\mathbf{f} = [f_1 \ \dots \ f_M]^T$, then $\forall i > 1$, f_1/f_i is greater than 1 and monotonically increasing with r . Furthermore, if $\lambda > (M-1)N/2$, then $f_1/f_i = \Omega(r)$.

Again, this represents a bias that overemphasizes the variable with large residual variance, even when we incorporate additional information into the formulation. On the contrary, it is easy to see that RTML can accurately recover all major factors if similar idealizing constraints are incorporated (ie., if we set $\mathbf{\Sigma}_{\text{SAM}} = \mathbf{\Sigma}_*$ and $\mathbf{T} \propto \mathbf{R}_*^{-\frac{1}{2}}$ in (4)).

6. Conclusion

We propose factor model estimates that are regularized versions of those which would be produced via PCA and we refer to as UTML and RTML. The former deals with the context where residual variances are assumed to be identical, whereas the latter handles variation among residual variances. Our algorithm for computing the UTML estimate is as efficient as PCA. For RTML, we provide an iterative algorithm with guaranteed convergence. Computational experiments involving both synthetic and real data demonstrate that the estimates produced by our approach are significantly more accurate than those produced by pre-existing methods. Further, we provide a theoretical analysis that elucidates the way in which UTML and RTML corrects biases induced by alternative approaches.

Let us close by mentioning a few directions for potential extensions. We have used out-of-sample log-likelihood to assess accuracy of estimates. In practice, estimates are used to guide subsequent decisions. It would be interesting to study the impact of RTML on decision quality and whether there are other approaches that fare better in this dimension. Further, in some applications, PCA is used to identify a subspace for dimension reduction. It would be interesting to understand if and when the subspace identified by RTML is more suitable. Finally, there is a growing body of research on robust variations of factor analysis and PCA. These include the pursuit of sparse factor loadings (Jolliffe et al., 2003; Zou et al., 2004; D'Aspremont et al., 2004; Johnstone and Lu, 2007; Amini and Wainwright, 2009), and the methods that are resistant to corrupted data (Pison et al., 2003; Candès et al., 2009; Xu et al., 2010). It would be interesting to explore connections to this body of work.

Appendix A. Proofs

We first prove a main lemma that will be used in the proof of Theorem 1 and Proposition 5.

Lemma 6 Fixing $\mathbf{V} \in \mathbb{D}_{++}^M$, consider the optimization problem

$$\begin{aligned} \max_{\mathbf{G} \in \mathbb{S}_+^M} \quad & \log p(\mathcal{X}|\mathbf{\Sigma}) - \lambda \text{tr}(\mathbf{G}) \\ \text{s.t.} \quad & \mathbf{\Sigma}^{-1} = \mathbf{V} - \mathbf{G}. \end{aligned} \tag{6}$$

Let $\mathbf{G}_{\mathbf{V}}$ be the solution to (6), $\lambda' = 2\lambda/N$, and $\mathbf{U}\mathbf{D}\mathbf{U}^T$ be an eigendecomposition of matrix $\mathbf{V}^{\frac{1}{2}}(\mathbf{\Sigma}_{\text{SAM}} - \lambda'\mathbf{I})\mathbf{V}^{\frac{1}{2}}$ with \mathbf{U} orthonormal. Then we have $(\mathbf{V} - \mathbf{G}_{\mathbf{V}})^{-1} = \mathbf{V}^{-\frac{1}{2}}\mathbf{U}\mathbf{L}\mathbf{U}^T\mathbf{V}^{-\frac{1}{2}}$, where \mathbf{L} is a diagonal matrix with entries $\mathbf{L}_{i,i} = \max\{\mathbf{D}_{i,i}, 1\}$, $\forall i = 1, \dots, M$.

Proof We can rewrite (6) as

$$\begin{aligned} \min_{\mathbf{G}} \quad & -\log \det(\mathbf{V} - \mathbf{G}) + \text{tr}((\mathbf{V} - \mathbf{G}) \boldsymbol{\Sigma}_{\text{SAM}}) + \lambda' \text{tr}(\mathbf{G}) \\ \text{s.t.} \quad & \mathbf{G} \in \mathbb{S}_+^M \end{aligned}$$

Now associate a Lagrange multiplier $\boldsymbol{\Omega} \in \mathbb{S}_+^M$ with the $\mathbf{G} \in \mathbb{S}_+^M$ constraint and write down the Lagrangian as

$$\mathcal{L}(\mathbf{G}, \boldsymbol{\Omega}) = -\log \det(\mathbf{V} - \mathbf{G}) + \text{tr}((\mathbf{V} - \mathbf{G}) \boldsymbol{\Sigma}_{\text{SAM}}) + \lambda' \text{tr}(\mathbf{G}) - \text{tr}(\boldsymbol{\Omega} \mathbf{G}).$$

By KKT conditions we have:

$$\nabla_{\mathbf{G}} \mathcal{L} \Big|_{\mathbf{G}_V, \boldsymbol{\Omega}^*} = (\mathbf{V} - \mathbf{G}_V)^{-1} - \boldsymbol{\Sigma}_{\text{SAM}} + \lambda' \mathbf{I} - \boldsymbol{\Omega}^* = 0 \quad (7)$$

$$\boldsymbol{\Omega}^*, \mathbf{G}_V \in \mathbb{S}_+^M \quad (8)$$

$$\text{tr}(\boldsymbol{\Omega}^* \mathbf{G}_V) = 0. \quad (9)$$

Recall that

$$(\mathbf{V} - \mathbf{G}_V)^{-1} = (\mathbf{V}^{\frac{1}{2}} \mathbf{V}^{\frac{1}{2}} - \mathbf{G}_V)^{-1} = \mathbf{V}^{-\frac{1}{2}} (\mathbf{I} - \mathbf{V}^{-\frac{1}{2}} \mathbf{G}_V \mathbf{V}^{-\frac{1}{2}})^{-1} \mathbf{V}^{-\frac{1}{2}}. \quad (10)$$

Plugging this into (7) we get

$$\mathbf{V}^{-\frac{1}{2}} (\mathbf{I} - \mathbf{V}^{-\frac{1}{2}} \mathbf{G}_V \mathbf{V}^{-\frac{1}{2}})^{-1} \mathbf{V}^{-\frac{1}{2}} = \boldsymbol{\Sigma}_{\text{SAM}} - \lambda' \mathbf{I} + \boldsymbol{\Omega}^*$$

and so

$$\begin{aligned} \left(\mathbf{I} - \mathbf{V}^{-\frac{1}{2}} \mathbf{G}_V \mathbf{V}^{-\frac{1}{2}} \right)^{-1} &= \mathbf{V}^{\frac{1}{2}} (\boldsymbol{\Sigma}_{\text{SAM}} - \lambda' \mathbf{I} + \boldsymbol{\Omega}^*) \mathbf{V}^{\frac{1}{2}} \\ &= \mathbf{V}^{\frac{1}{2}} (\boldsymbol{\Sigma}_{\text{SAM}} - \lambda' \mathbf{I}) \mathbf{V}^{\frac{1}{2}} + \mathbf{V}^{\frac{1}{2}} \boldsymbol{\Omega}^* \mathbf{V}^{\frac{1}{2}}. \end{aligned} \quad (11)$$

By (8), both $\mathbf{V}^{-\frac{1}{2}} \mathbf{G}_V \mathbf{V}^{-\frac{1}{2}}$ and $\mathbf{V}^{\frac{1}{2}} \boldsymbol{\Omega}^* \mathbf{V}^{\frac{1}{2}}$ are in \mathbb{S}_+^M . Let an eigendecomposition of $\mathbf{V}^{-\frac{1}{2}} \mathbf{G}_V \mathbf{V}^{-\frac{1}{2}}$ be $\mathbf{A} \mathbf{Q} \mathbf{A}^T$ for which $\mathbf{A} = [\mathbf{a}_1 \ \dots \ \mathbf{a}_M]$ is orthonormal and $\mathbf{Q}_{i,i} \geq 0, i = 1, \dots, M$. Using (9) and the fact that trace is invariant under cyclic permutations, we have

$$\begin{aligned} 0 &= \text{tr}(\boldsymbol{\Omega}^* \mathbf{G}_V) = \text{tr}(\boldsymbol{\Omega}^* \mathbf{V}^{\frac{1}{2}} \mathbf{V}^{-\frac{1}{2}} \mathbf{G}_V \mathbf{V}^{-\frac{1}{2}} \mathbf{V}^{\frac{1}{2}}) \\ &= \text{tr} \left((\mathbf{V}^{\frac{1}{2}} \boldsymbol{\Omega}^* \mathbf{V}^{\frac{1}{2}}) (\mathbf{V}^{-\frac{1}{2}} \mathbf{G}_V \mathbf{V}^{-\frac{1}{2}}) \right) = \text{tr} \left((\mathbf{V}^{\frac{1}{2}} \boldsymbol{\Omega}^* \mathbf{V}^{\frac{1}{2}}) \mathbf{A} \mathbf{Q} \mathbf{A}^T \right) \\ &= \text{tr} \left(\mathbf{A}^T (\mathbf{V}^{\frac{1}{2}} \boldsymbol{\Omega}^* \mathbf{V}^{\frac{1}{2}}) \mathbf{A} \mathbf{Q} \right) = \sum_{i=1}^M \mathbf{Q}_{i,i} \mathbf{a}_i^T (\mathbf{V}^{\frac{1}{2}} \boldsymbol{\Omega}^* \mathbf{V}^{\frac{1}{2}}) \mathbf{a}_i. \end{aligned}$$

Since $\mathbf{Q}_{i,i} \geq 0$ and $\mathbf{V}^{\frac{1}{2}} \boldsymbol{\Omega}^* \mathbf{V}^{\frac{1}{2}} \in \mathbb{S}_+^M$, we can deduce

$$\mathbf{a}_i^T (\mathbf{V}^{\frac{1}{2}} \boldsymbol{\Omega}^* \mathbf{V}^{\frac{1}{2}}) \mathbf{a}_i = 0 \text{ if } \mathbf{Q}_{i,i} > 0, \quad \forall i = 1, \dots, M.$$

Let $\mathcal{I}_+ = \{i : \mathbf{Q}_{i,i} > 0\}$. Because $\mathbf{V}^{\frac{1}{2}} \boldsymbol{\Omega}^* \mathbf{V}^{\frac{1}{2}}$ is positive semidefinite, for all $i_0 \in \mathcal{I}_+$ we also have $\mathbf{V}^{\frac{1}{2}} \boldsymbol{\Omega}^* \mathbf{V}^{\frac{1}{2}} \mathbf{a}_{i_0} = 0$. Furthermore, since

$$(\mathbf{I} - \mathbf{V}^{-\frac{1}{2}} \mathbf{G}_V \mathbf{V}^{-\frac{1}{2}})^{-1} = \mathbf{A} \text{diag} \left(\frac{1}{1 - \mathbf{Q}_{1,1}}, \dots, \frac{1}{1 - \mathbf{Q}_{M,M}} \right) \mathbf{A}^T$$

multiplying both sides of (11) by \mathbf{a}_{i_0} leads to

$$\frac{\mathbf{a}_{i_0}}{1 - \mathbf{Q}_{M,M}} = \mathbf{V}^{\frac{1}{2}} (\boldsymbol{\Sigma}_{\text{SAM}} - \lambda' \mathbf{I}) \mathbf{V}^{\frac{1}{2}} \mathbf{a}_{i_0}$$

which shows \mathbf{a}_{i_0} is an eigenvector of $\mathbf{V}^{\frac{1}{2}} (\boldsymbol{\Sigma}_{\text{SAM}} - \lambda' \mathbf{I}) \mathbf{V}^{\frac{1}{2}}$. Therefore, without loss of generality we can take $\mathbf{A} = \mathbf{U}$. This gives

$$(\mathbf{I} - \mathbf{V}^{-\frac{1}{2}} \mathbf{G}_V \mathbf{V}^{-\frac{1}{2}})^{-1} = \mathbf{U} \mathbf{L} \mathbf{U}^T, \quad (12)$$

where \mathbf{L} is a diagonal matrix with entries $\mathbf{L}_{i,i} = \frac{1}{1 - \mathbf{Q}_{i,i}}$, for $i = 1, \dots, M$. Plugging this into (11) we have

$$\mathbf{U} \mathbf{L} \mathbf{U}^T = \mathbf{U} \mathbf{D} \mathbf{U}^T + \mathbf{V}^{\frac{1}{2}} \boldsymbol{\Omega}^* \mathbf{V}^{\frac{1}{2}}. \quad (13)$$

For any $i_0 \in \mathcal{I}_+$, multiplying the both sides of the above equation by \mathbf{u}_{i_0} results in

$$\mathbf{L}_{i_0, i_0} \mathbf{u}_{i_0} = \mathbf{D}_{i_0, i_0} \mathbf{u}_{i_0} + 0$$

which implies $\mathbf{L}_{i_0, i_0} = \mathbf{D}_{i_0, i_0}$, or more generally

$$\mathbf{L}_{i,i} = \begin{cases} \mathbf{D}_{i,i} & \text{if } \mathbf{Q}_{i,i} > 0 \\ 1 & \text{otherwise} \end{cases}, \quad i = 1, \dots, M.$$

Since $\mathbf{L}_{i,i} = \frac{1}{1 - \mathbf{Q}_{i,i}} \geq 1$, to see $\mathbf{L}_{i,i} = \max\{\mathbf{D}_{i,i}, 1\}$, it remains to show $\mathbf{L}_{i,i} \geq \mathbf{D}_{i,i}$ for all i . This follows by rearranging (13)

$$\begin{aligned} \mathbf{U} \mathbf{L} \mathbf{U}^T - \mathbf{U} \mathbf{D} \mathbf{U}^T &= \mathbf{V}^{\frac{1}{2}} \boldsymbol{\Omega}^* \mathbf{V}^{\frac{1}{2}} \succeq 0 \\ \Rightarrow \mathbf{L} - \mathbf{D} &\succeq 0 \Rightarrow \mathbf{L}_{i,i} \geq \mathbf{D}_{i,i}, \quad \forall i = 1, \dots, M. \end{aligned}$$

Finally, plugging (12) into (10) completes the proof. \blacksquare

Theorem 1 *Let (\mathbf{G}_*, v_*) be an optimal solution to (3). $\boldsymbol{\Sigma}_{\text{SAM}}$ and $\boldsymbol{\Sigma}_{\text{UTML}}^\lambda = (v_* \mathbf{I} - \mathbf{G}_*)^{-1}$ share the same trace and eigenvectors, and letting the eigenvalues of the two matrices, sorted in decreasing order, be denoted by s_1, \dots, s_M and h_1, \dots, h_M , respectively, we have $h_m = \max\{s_m - 2\lambda/N, 1/v_*\}$, for $m = 1, \dots, M$.*

Proof Let $\mathbf{U} \text{diag}(s_1, \dots, s_M) \mathbf{U}^T$ be an eigendecomposition of $\boldsymbol{\Sigma}_{\text{SAM}}$ such that \mathbf{U} is orthonormal. Define $\mathbf{V} = v_* \mathbf{I}$, and note that an eigendecomposition of matrix

$$\mathbf{V}^{\frac{1}{2}} \left(\boldsymbol{\Sigma}_{\text{SAM}} - \frac{2\lambda}{N} \mathbf{I} \right) \mathbf{V}^{\frac{1}{2}} = v_* \left(\boldsymbol{\Sigma}_{\text{SAM}} - \frac{2\lambda}{N} \mathbf{I} \right)$$

can be written as $\mathbf{U} \mathbf{D} \mathbf{U}^T$, where $\mathbf{D}_{i,i} = v_*(s_i - 2\lambda/N)$, $i = 1, \dots, M$. By Lemma 6 we have

$$\boldsymbol{\Sigma}_{\text{UTML}}^\lambda = (v_* \mathbf{I} - \mathbf{G}_*)^{-1} = \mathbf{V}^{-\frac{1}{2}} \mathbf{U} \mathbf{L} \mathbf{U}^T \mathbf{V}^{-\frac{1}{2}} = \frac{1}{v_*} \mathbf{U} \mathbf{L} \mathbf{U}^T$$

where $\mathbf{L} \in \mathbb{D}_+^M$, and $\mathbf{L}_{i,i} = \max\{\mathbf{D}_{i,i}, 1\} = \max\{v_*(s_i - 2\lambda/N), 1\} = v_* \max\{s_i - 2\lambda/N, 1/v_*\} = v_* h_i, \forall i = 1, \dots, M$. Therefore,

$$\boldsymbol{\Sigma}_{\text{UTML}}^\lambda = \frac{1}{v_*} \mathbf{U} \mathbf{L} \mathbf{U}^\text{T} = \mathbf{U} \mathbf{H} \mathbf{U}^\text{T}.$$

where $\mathbf{H} = \text{diag}(h_1, \dots, h_M)$, as desired.

Furthermore, recall that we impose no constraint on v when solving UTML, and as a result the partial derivative of the objective function with respect to v should vanish at v_* . That is,

$$\left. \frac{\partial}{\partial v} (\log p(\mathcal{X}|\boldsymbol{\Sigma}) - \lambda \text{tr}(\mathbf{G})) \right|_{\mathbf{G}^*, v_*} = -\frac{N}{2} (\text{tr}(\boldsymbol{\Sigma}_{\text{SAM}}) - \text{tr}((v^* \mathbf{I} - \mathbf{G}^*)^{-1})) = 0$$

which implies $\text{tr}(\boldsymbol{\Sigma}_{\text{SAM}}) = \text{tr}((v^* \mathbf{I} - \mathbf{G}^*)^{-1}) = \text{tr}(\boldsymbol{\Sigma}_{\text{UPCA}}^\lambda)$. ■

Theorem 2 For all K , scalars $\ell_1 > \ell_2 > \dots > \ell_K > \sigma^2 > 0$, $\rho \in (0, 1)$, sequences $N_{(M)}$ such that $|M/N_{(M)} - \rho| = o(1/\sqrt{N_{(M)}})$, covariance matrices $\boldsymbol{\Sigma}_*^{(M)} \in \mathbb{S}_+^M$ with eigenvalues $\ell_1, \dots, \ell_K, \sigma^2, \dots, \sigma^2$, and i such that $\ell_i > (1 + \sqrt{\rho})\sigma^2$, there exists $\epsilon_i \in (0, 2\sigma^2/(\ell_i - \sigma^2))$ such that $h_i^* \xrightarrow{P} s_i - (2 + \epsilon_i)\rho\sigma^2$.

Proof Let $\mathbf{A} \mathbf{L} \mathbf{A}^\text{T}$ be an eigendecomposition of $\boldsymbol{\Sigma}_*$, where $\mathbf{A} = [\mathbf{a}_1 \ \dots \ \mathbf{a}_M]$ is orthonormal and $\mathbf{L} = \text{diag}(\ell_1, \dots, \ell_K, \sigma^2, \dots, \sigma^2)$. Recall that

$$\begin{aligned} h_i^* &= \mathbf{b}_i^\text{T} \boldsymbol{\Sigma}_* \mathbf{b}_i = \mathbf{b}_i^\text{T} \left(\sum_{j=1}^K \mathbf{a}_j \ell_j \mathbf{a}_j^\text{T} + \sum_{j=K+1}^M \mathbf{a}_j \sigma^2 \mathbf{a}_j^\text{T} \right) \mathbf{b}_i \\ &= \sum_{j=1}^K \ell_j (\mathbf{b}_i^\text{T} \mathbf{a}_j)^2 + \sigma^2 \sum_{j=K+1}^M (\mathbf{b}_i^\text{T} \mathbf{a}_j)^2. \end{aligned} \tag{14}$$

Using Theorem 4 in Paul (2007), we have

$$(\mathbf{b}_i^\text{T} \mathbf{a}_i)^2 \xrightarrow{\text{a.s.}} \left(1 - \frac{\rho\sigma^4}{(\ell_i - \sigma^2)^2} \right) / \left(1 + \frac{\rho\sigma^2}{\ell_i - \sigma^2} \right). \tag{15}$$

Furthermore, decomposing \mathbf{b}_i into $\tilde{\mathbf{b}}_i + \tilde{\mathbf{b}}_i^\perp$, where $\tilde{\mathbf{b}}_i \in \text{span}(\mathbf{a}_1, \dots, \mathbf{a}_K)$ and $\tilde{\mathbf{b}}_i^\perp \in \text{span}(\mathbf{a}_{K+1}, \dots, \mathbf{a}_M)$, by Theorem 5 in Paul (2007) we have $\frac{\tilde{\mathbf{b}}_i}{\|\tilde{\mathbf{b}}_i\|} \xrightarrow{P} \mathbf{a}_i$. This implies if $1 \leq j \leq K, j \neq i$,

$$\mathbf{b}_i^\text{T} \mathbf{a}_j = \tilde{\mathbf{b}}_i^\text{T} \mathbf{a}_j \xrightarrow{P} \|\tilde{\mathbf{b}}_i\| \mathbf{a}_i^\text{T} \mathbf{a}_j = 0 \tag{16}$$

and for $K < j \leq M$,

$$\sum_{j=K+1}^M (\mathbf{b}_i^\text{T} \mathbf{a}_j)^2 = 1 - \left\| \sum_{j=1}^K \mathbf{b}_i^\text{T} \mathbf{a}_j \right\|^2 \xrightarrow{P} 1 - (\mathbf{b}_i^\text{T} \mathbf{a}_i)^2. \tag{17}$$

Plugging (15), (16), and (17) into (14) we arrive at

$$\begin{aligned}
h_i^* &\xrightarrow{p} \ell_i \left(1 - \frac{\rho\sigma^4}{(\ell_i - \sigma^2)^2} \right) / \left(1 + \frac{\rho\sigma^2}{\ell_i - \sigma^2} \right) + \sigma^2 \left(1 - \left(1 - \frac{\rho\sigma^4}{(\ell_i - \sigma^2)^2} \right) / \left(1 + \frac{\rho\sigma^2}{\ell_i - \sigma^2} \right) \right) \\
&= \frac{\ell_i}{1 + \rho\sigma^2/(\ell_i - \sigma^2)} \\
&= \ell_i - \left(1 + \frac{(1-\rho)\sigma^2}{\ell_i - (1-\rho)\sigma^2} \right) \rho\sigma^2.
\end{aligned} \tag{18}$$

By Theorem 1.1 in Baik and Silverstein (2006) we have

$$s_i \xrightarrow{\text{a.s.}} \ell_i + \frac{\rho\ell_i\sigma^2}{\ell_i - \sigma^2} = \ell_i + \left(1 + \frac{\sigma^2}{\ell_i - \sigma^2} \right) \rho\sigma^2. \tag{19}$$

Finally, combining (18) and (19) yields

$$h_i^* \xrightarrow{p} s_i - (2 + \epsilon_i)\rho\sigma^2$$

where $\epsilon_i = \frac{(1-\rho)\sigma^2}{\ell_i - (1-\rho)\sigma^2} + \frac{\sigma^2}{\ell_i - \sigma^2}$. It is easy to see $0 < \epsilon_i < \frac{\sigma^2}{\ell_i - \sigma^2} + \frac{\sigma^2}{\ell_i - \sigma^2}$, as desired. \blacksquare

Proposition 3 *For any fixed N, K , scalars $\ell_1 \geq \ell_2 \geq \dots \geq \ell_K \geq \sigma^2 > 0$, and any sequence of covariance matrices $\mathbf{\Sigma}_*^{(M)} \in \mathbb{S}_+^M$ with eigenvalues $\ell_1, \dots, \ell_K, \sigma^2, \dots, \sigma^2$, we have*

$$\frac{\text{tr} \mathbf{\Sigma}_{\text{SAM}}}{\text{tr} \mathbf{\Sigma}_*} \xrightarrow{\text{a.s.}} 1$$

and

$$\Pr \left(\left| \frac{\text{tr} \mathbf{\Sigma}_{\text{SAM}}}{\text{tr} \mathbf{\Sigma}_*} - 1 \right| \geq \epsilon \right) \leq \frac{2}{N\epsilon^2} \left(\frac{1}{M} + O \left(\frac{1}{M^2} \right) \right).$$

Proof Let $\mathbf{A}\mathbf{L}\mathbf{A}^T$ be an eigendecomposition of $\mathbf{\Sigma}_*$, where $\mathbf{A} = [\mathbf{a}_1 \dots \mathbf{a}_M]$ is orthonormal and $\mathbf{L} = \text{diag}(\ell_1, \dots, \ell_K, \sigma^2, \dots, \sigma^2)$. Thus, $\text{tr} \mathbf{\Sigma}_* = \text{tr} \mathbf{L} = \sum_{k=1}^K \ell_k + (M-K)\sigma^2$. Note that

$$\text{tr} \mathbf{\Sigma}_{\text{SAM}} = \text{tr}(\mathbf{A}\mathbf{A}^T \mathbf{\Sigma}_{\text{SAM}}) = \text{tr}(\mathbf{A}^T \mathbf{\Sigma}_{\text{SAM}} \mathbf{A}) = \sum_{i=1}^M \mathbf{a}_i^T \mathbf{\Sigma}_{\text{SAM}} \mathbf{a}_i = \sum_{i=1}^M \frac{1}{N} \sum_{n=1}^N (\mathbf{a}_i^T \mathbf{x}_{(n)})^2.$$

Since $\mathbf{x}_{(n)} \sim \mathcal{N}(0, \mathbf{\Sigma}_*)$, we can think of each $\mathbf{x}_{(n)}$ as generated by $\mathbf{x}_{(n)} = \mathbf{A}\mathbf{z}_{(n)}$, where $\mathbf{z}_{(n)}$ is sampled iid from $\mathcal{N}(0, \mathbf{L})$. This leads to

$$\text{tr} \mathbf{\Sigma}_{\text{SAM}} = \sum_{i=1}^M \frac{1}{N} \sum_{n=1}^N \mathbf{z}_{(n),i}^2 = \sum_{i=1}^M \frac{\mathbf{L}_{i,i}}{N} w_i^2,$$

where w_i^2 's are iid samples from χ_N^2 . Therefore,

$$\lim_{M \rightarrow \infty} \frac{\text{tr} \mathbf{\Sigma}_{\text{SAM}}}{\text{tr} \mathbf{\Sigma}_*} = \lim_{M \rightarrow \infty} \frac{\sum_{i=1}^M \frac{\mathbf{L}_{i,i}}{N} w_i^2}{\sum_{k=1}^K \ell_k + (M-K)\sigma^2} = \lim_{M \rightarrow \infty} \frac{\sum_{k=1}^K \ell_k \frac{w_i^2}{N} + \sum_{i=K+1}^M \sigma^2 \frac{w_i^2}{N}}{\sum_{k=1}^K \ell_k + (M-K)\sigma^2}.$$

Since the first terms in the denominator and the numerator are bounded and do not scale with K , we can drop them in the limit and rewrite

$$\lim_{M \rightarrow \infty} \frac{\text{tr} \mathbf{\Sigma}_{\text{SAM}}}{\text{tr} \mathbf{\Sigma}_*} = \lim_{M \rightarrow \infty} \frac{\sum_{i=K+1}^M \sigma^2 \frac{w_i^2}{N}}{(M-K)\sigma^2} = \lim_{M \rightarrow \infty} \frac{1}{M-K} \sum_{i=K+1}^M \frac{w_i^2}{N} = 1 \text{ (w. p. 1)}$$

due to the strong law of large numbers and the fact that $\mathbb{E}[w_i^2] = N$.

To prove the second part of the proposition, note that $\mathbb{E}[\text{tr} \mathbf{\Sigma}_{\text{SAM}}] = \text{tr} \mathbf{\Sigma}_*$ and

$$\text{Var}[\text{tr} \mathbf{\Sigma}_{\text{SAM}}] = \text{Var} \left[\sum_{k=1}^K \ell_k \frac{w_k^2}{N} + \sum_{i=K+1}^M \sigma^2 \frac{w_i^2}{N} \right] = \frac{2}{N} \left(\sum_{k=1}^K \ell_k^2 + (M-K)\sigma^4 \right)$$

since $\text{Var}[w_i^2] = 2N$. By Chebyshev's inequality we have

$$\begin{aligned} \Pr \left(\left| \frac{\text{tr} \mathbf{\Sigma}_{\text{SAM}}}{\text{tr} \mathbf{\Sigma}_*} - 1 \right| \geq \epsilon \right) &\leq \frac{\text{Var} \left[\frac{\text{tr} \mathbf{\Sigma}_{\text{SAM}}}{\text{tr} \mathbf{\Sigma}_*} \right]}{\epsilon^2} = \frac{\text{Var}[\text{tr} \mathbf{\Sigma}_{\text{SAM}}]}{\epsilon^2 (\text{tr} \mathbf{\Sigma}_*)^2} = \frac{2}{N\epsilon^2} \frac{\sum_{k=1}^K \ell_k^2 + (M-K)\sigma^4}{\left(\sum_{k=1}^K \ell_k + (M-K)\sigma^2 \right)^2} \\ &\leq \frac{2}{N\epsilon^2} \frac{\sum_{k=1}^K (\ell_k^2 - \sigma^4) + M\sigma^4}{(M\sigma^2)^2} = \frac{2}{N\epsilon^2} \left(\frac{1}{M} + \frac{\sum_{k=1}^K (\ell_k^2 - \sigma^4)}{M^2\sigma^4} \right) \\ &= \frac{2}{N\epsilon^2} \left(\frac{1}{M} + O\left(\frac{1}{M^2}\right) \right). \end{aligned}$$

■

Proposition 4 Suppose $\mathbf{R}_* = \text{diag}(r, 1, 1, \dots, 1)$ and $\mathbf{F}_* = [1 \ 1 \ \dots \ 1]^T [1 \ 1 \ \dots \ 1]$, $r > 1$. Let $\mathbf{f} = [f_1 \ \dots \ f_M]^T$ be the first eigenvector of $\mathbf{\Sigma}_*$. Then we have $f_1/f_i = \Omega(r), \forall i > 1$.

Proof Note that f is the solution to the following optimization problem

$$\begin{aligned} \max_{\mathbf{u} \in \mathbb{R}^M} \quad & \mathbf{u}^T (\mathbf{R}_* + \mathbf{F}_*) \mathbf{u} \\ \text{s.t.} \quad & \|\mathbf{u}\|_2 = 1 \end{aligned}$$

and the objective function can be written as $r f_1^2 + \sum_{i=2}^M f_i^2 + \left(\sum_{i=1}^M f_i \right)^2$. By symmetry, we have $f_2 = f_3 = \dots = f_M$. To simplify notation, let us represent \mathbf{f} as $[x \ y \ y \ \dots \ y]^T$. Suppose the largest eigenvalue is q . By definition we have $(\mathbf{R}_* + \mathbf{F}_*)\mathbf{f} = q\mathbf{f}$, or equivalently

$$\begin{aligned} (r+1)x + (M-1)y &= qx \\ x + My &= qy. \end{aligned}$$

Solving the above equations leads to

$$q = \frac{1}{2} \left(M + r + 1 + \sqrt{(M + r + 1)^2 - 4(Mr + 1)} \right) = \Omega(r),$$

and plugging this back to the above equations yields

$$x/y = q - M = \Omega(r).$$

■

Proposition 5 Suppose \mathbf{R}_* and \mathbf{F}_* are given as in Proposition 4, and let the estimate resulting from (5) be $\hat{\Sigma} = \mathbf{R}_* + \hat{\mathbf{F}}$. Then for all $\lambda > 0$ we have

1. $\text{rank}(\hat{\mathbf{F}}) = 1$ if and only if $\lambda < MN/2$.
2. In that case, if we rewrite $\hat{\mathbf{F}}$ as $\mathbf{f}\mathbf{f}^T$, where $\mathbf{f} = [f_1 \ \dots \ f_M]^T$, then $\forall i > 1$, f_1/f_i is greater than 1 and monotonically increasing with r . Furthermore, if $\lambda > (M-1)N/2$, then $f_1/f_i = \Omega(r)$.

Proof Let $\lambda' = 2\lambda/N$, $\mathbf{C} = \mathbf{R}_*^{-\frac{1}{2}} (\Sigma_* - \lambda'\mathbf{I}) \mathbf{R}_*^{-\frac{1}{2}}$, $\mathbf{U}\mathbf{D}\mathbf{U}^T$ be an eigendecomposition of \mathbf{C} , and \mathbf{L} be the diagonal matrix with entries $\mathbf{L}_{i,i} = \max\{\mathbf{D}_{i,i}, 1\}$, $\forall i = 1, \dots, M$. Applying Lemma 6 with $\Sigma_{\text{SAM}} = \Sigma_*$ and $\mathbf{V} = \mathbf{R}_*^{-1}$ we have

$$\hat{\Sigma} = \mathbf{R}_*^{\frac{1}{2}} \mathbf{U} \mathbf{L} \mathbf{U}^T \mathbf{R}_*^{\frac{1}{2}} = \mathbf{R}_*^{\frac{1}{2}} \mathbf{U} \mathbf{I} \mathbf{U}^T \mathbf{R}_*^{\frac{1}{2}} + \mathbf{R}_*^{\frac{1}{2}} \mathbf{U} (\mathbf{L} - \mathbf{I}) \mathbf{U}^T \mathbf{R}_*^{\frac{1}{2}} = \mathbf{R}_* + \mathbf{R}_*^{\frac{1}{2}} \mathbf{U} (\mathbf{L} - \mathbf{I}) \mathbf{U}^T \mathbf{R}_*^{\frac{1}{2}}$$

and therefore

$$\hat{\mathbf{F}} = \mathbf{R}_*^{\frac{1}{2}} \mathbf{U} (\mathbf{L} - \mathbf{I}) \mathbf{U}^T \mathbf{R}_*^{\frac{1}{2}}.$$

Since $\mathbf{L}_{i,i} = \max\{\mathbf{D}_{i,i}, 1\}$, we further have $\text{rank}(\hat{\mathbf{F}}) = \text{rank}(\mathbf{L} - \mathbf{I}) = |\{i : \mathbf{D}_{i,i} > 1\}|$. Recall that \mathbf{D} denotes the eigenvalues of matrix \mathbf{C} , which can be written as

$$\begin{aligned} \mathbf{R}_*^{-\frac{1}{2}} (\Sigma_* - \lambda'\mathbf{I}) \mathbf{R}_*^{-\frac{1}{2}} &= \mathbf{R}_*^{-\frac{1}{2}} \Sigma_* \mathbf{R}_*^{-\frac{1}{2}} - \lambda' \mathbf{R}_*^{-1} \\ &= \mathbf{R}_*^{-\frac{1}{2}} (\mathbf{R}_* + \mathbf{F}_*) \mathbf{R}_*^{-\frac{1}{2}} - \lambda' \left(\mathbf{I} - \left(1 - \frac{1}{r}\right) \mathbf{e}_1 \mathbf{e}_1^T \right) \\ &= \mathbf{I} + \mathbf{a} \mathbf{a}^T - \lambda' \mathbf{I} + \lambda' \left(1 - \frac{1}{r}\right) \mathbf{e}_1 \mathbf{e}_1^T \\ &= (1 - \lambda') \mathbf{I} + \mathbf{a} \mathbf{a}^T + \lambda' \left(1 - \frac{1}{r}\right) \mathbf{e}_1 \mathbf{e}_1^T \end{aligned}$$

where $\mathbf{a} = \left[\frac{1}{\sqrt{r}} \ 1 \ \dots \ 1 \right]^T$ and $\mathbf{e}_1 = [1 \ 0 \ \dots \ 0]^T$. Let $\mathbf{A} = \mathbf{a} \mathbf{a}^T + \lambda' \left(1 - \frac{1}{r}\right) \mathbf{e}_1 \mathbf{e}_1^T$. Since $\mathbf{C} = (1 - \lambda') \mathbf{I} + \mathbf{A}$, we know \mathbf{C} and \mathbf{A} share the same eigenvectors, and the corresponding eigenvalues differ by $(1 - \lambda')$. Thus, the number of the eigenvalues of \mathbf{C} that are greater than 1 is equal to the number of the eigenvalues of \mathbf{A} that are greater than λ' . However, $\text{rank}(\mathbf{A}) = \text{rank}(\mathbf{a} \mathbf{a}^T + \lambda' \left(1 - \frac{1}{r}\right) \mathbf{e}_1 \mathbf{e}_1^T) = 2$, which implies \mathbf{A} has only 2 non-zero eigenvalues. Let q be one of them. By symmetry, we can denote the corresponding eigenvector by $\mathbf{u} = [x \ y \ \dots \ y]^T$. Then we have $\mathbf{A} \mathbf{u} = q \mathbf{u}$, which leads to

$$\begin{aligned} \frac{x}{r} + \frac{(M-1)y}{\sqrt{r}} + \left(\lambda' - \frac{\lambda'}{r} \right) x &= qx \\ \frac{x}{\sqrt{r}} + (M-1)y &= qy. \end{aligned} \tag{20}$$

After eliminating x and y we arrive at the following equation

$$rq^2 - ((M-1)r + (r-1)\lambda' + 1)q + \lambda'(M-1)(r-1) = 0.$$

Let $s(q)$ denote the left-hand-side of the above equation. It is easy to see that its discriminant $\Delta > 0$, and therefore the equation $s(q) = 0$ has two distinct real roots, each corresponding to one of the non-zero eigenvalues of \mathbf{A} . Recall that $\text{rank}(\hat{\mathbf{F}})$ equals the number of the eigenvalues of \mathbf{A} that are greater than λ' , which is equal to the number of the roots of $s(q) = 0$ that are greater than λ' . Thus, $\text{rank}(\hat{\mathbf{F}}) = 1$ if and only if one root of $s(q) = 0$ is greater than λ' and the other is less than λ' . This is equivalent to

$$s(\lambda') < 0 \iff \lambda'(\lambda' - M) < 0 \iff \lambda' < M \iff \lambda < \frac{MN}{2}.$$

To prove the second part of this proposition, let q_+ be the greatest eigenvalue of \mathbf{A} , or equivalently the greater root of $s(q) = 0$, and \mathbf{u}_+ be the corresponding eigenvector. That is,

$$q_+ = \frac{1}{2r} \left((M-1)r + (r-1)\lambda' + 1 + \sqrt{\Delta} \right)$$

and $\mathbf{u}_+ = [x_+ \ y_+ \ \dots \ y_+]^T$, where (x_+, y_+) is a solution of (x, y) in (20) given $q = q_+$. Recall that

$$\hat{\mathbf{F}} = \mathbf{R}_*^{\frac{1}{2}} \mathbf{U}(\mathbf{L} - \mathbf{I})\mathbf{U}^T \mathbf{R}_*^{\frac{1}{2}} = \mathbf{R}_*^{\frac{1}{2}} ((q_+ - \lambda')\mathbf{u}_+ \mathbf{u}_+^T) \mathbf{R}_*^{\frac{1}{2}},$$

which leads to $\mathbf{f} = (q_+ - \lambda')^{\frac{1}{2}} \mathbf{R}_*^{\frac{1}{2}} \mathbf{u}_+ = (q_+ - \lambda')^{\frac{1}{2}} [\sqrt{r}x_+ \ y_+ \ \dots \ y_+]$, and

$$\frac{f_1}{f_i} = \frac{\sqrt{r}x_+}{y_+} = r(q_+ + 1 - M), \quad \forall i > 1.$$

It is easy to show $\lim_{\lambda' \rightarrow 0^+} q_+ = \frac{1}{r} + M - 1$ and as a result $\lim_{\lambda' \rightarrow 0^+} \frac{f_1}{f_i} = 1$. Therefore, to show $\frac{f_1}{f_i}$ is greater than 1 and monotonically increasing with r , it is sufficient to show that

$$\frac{d \frac{f_1}{f_i}}{dr} > 0, \quad \forall r > 1, \lambda' \in (0, M).$$

By straight forward algebra we have

$$\frac{d \frac{f_1}{f_i}}{dr} = (\lambda' - M + 1) + \frac{1}{\sqrt{\Delta}} ((\lambda'r - \lambda' - Mr + r)(\lambda' - M + 1) + (M - 1 + \lambda')).$$

Now consider three cases:

1. $0 < \lambda < \frac{(M-1)N}{2}$: In this case $0 < \lambda' < M - 1$ and

$$\begin{aligned} \frac{d \frac{f_1}{f_i}}{dr} > 0 &\iff ((\lambda'r - \lambda' - Mr + r)(\lambda' - M + 1) + (M - 1 + \lambda')) > (M - 1 - \lambda')\sqrt{\Delta} \\ &\iff \left(-\lambda'r + \lambda' + Mr - r + \frac{M - 1 + \lambda'}{M - 1 - \lambda'} \right)^2 > \Delta. \end{aligned}$$

Expanding the both sides of the last inequality yields the desired result.

2. $\lambda = \frac{(M-1)N}{2}$: In this case $\lambda' = M - 1$ and $\frac{d f_1}{d r} = \frac{2(M-1)}{\sqrt{\Delta}} > 0$, as desired.
3. $\frac{(M-1)N}{2} < \lambda < \frac{MN}{2}$: In this case $\lambda' - M + 1 \in (0, 1)$, and we have

$$\begin{aligned}
& (\lambda' r - \lambda' - M r + r)(\lambda' - M + 1) + (M - 1 + \lambda') \\
&= r(\lambda' - M + 1)^2 - \lambda'(\lambda' - M + 1) + (\lambda' + M - 1) \\
&> -\lambda' + (\lambda' + M - 1) > 0
\end{aligned}$$

which implies $\frac{d f_1}{d r} > (\lambda' - M + 1)$. Since the derivative is bounded below by a positive constant, we conclude $\frac{f_1}{f_i} = \Omega(r)$. ■

Appendix B. Experiment Details

B.1 Coordinate Ascent Algorithm for RTML

Algorithm 3 describes our coordinate ascent method for solving RTML.

Algorithm 3 Procedure for solving RTML

Input: \mathcal{X}, λ

Output: $\Sigma_{\text{RTML}}^\lambda$

$\mathbf{T} \leftarrow \mathbf{I}$.

repeat

$\Sigma \leftarrow \text{UTML}(\mathbf{T}\mathcal{X}, \lambda)$

$\mathbf{T} \leftarrow \underset{\mathbf{T} \in \mathbb{D}_+^M}{\text{argmax}} \log p(\mathbf{T}\mathcal{X} | \Sigma), \text{ s.t. } \log \det \bar{\mathbf{T}} \geq 0$

until converge

$\Sigma_{\text{RTML}}^\lambda \leftarrow \mathbf{T}^{-1} \Sigma \mathbf{T}^{-\text{T}}$

B.2 Cross Validation for Synthetic Data Experiment

For the synthetic data experiment, we select the regularization parameter via the following cross-validation procedure. Let θ be the regularization parameter to be determined and $\mathcal{U}(\mathcal{X}, \theta)$ be the learning algorithm that takes as input (\mathcal{X}, θ) and returns a covariance matrix estimate. We randomly split \mathcal{X} into a partial training set \mathcal{X}_T and a validation set \mathcal{X}_V , whose sizes are roughly 70% and 30% of \mathcal{X} , respectively. For each candidate value of θ , $\hat{\Sigma}_\text{T}^\theta = \mathcal{U}(\mathcal{X}_\text{T}, \theta)$ is computed and the likelihood $p(\mathcal{X}_\text{V} | \hat{\Sigma}_\text{T}^\theta)$ of the validation set \mathcal{X}_V conditioned on the solution $\hat{\Sigma}_\text{T}^\theta$ is evaluated. The value of θ that maximizes this likelihood is then selected and fed into $\mathcal{U}(\mathcal{X}, \theta)$ along with the full training set \mathcal{X} , resulting in our estimate $\hat{\Sigma}^\theta$.

In our synthetic data experiment, the K for URML/EM/MRH are selected from $\{0, 1, \dots, 15\}$, and the λ for UTML/TML/RTML are selected from $\{100, 120, \dots, 400\}$. These ranges are chosen so that the selected values rarely fall on the extremes.

B.3 Termination Criteria for Iterative Algorithms

In our implementation, the EM algorithm terminates when $\max_i \left| \frac{\mathbf{R}_{i,i}^{\text{New}} - \mathbf{R}_{i,i}^{\text{Current}}}{\mathbf{R}_{i,i}^{\text{Current}}} \right| < 0.001$.

Similarly, the RTML algorithm terminates when $\max_i \left| \frac{\mathbf{T}_{i,i}^{\text{New}} - \mathbf{T}_{i,i}^{\text{Current}}}{\mathbf{T}_{i,i}^{\text{Current}}} \right| < 0.001$.

B.4 Equivalent Data Requirement

Consider two learning algorithms \mathcal{U}_1 and \mathcal{U}_2 , and N data samples $\mathcal{X} = \{\mathbf{x}_{(1)}, \dots, \mathbf{x}_{(N)}\}$. Denote the out-of-sample log-likelihood delivered by \mathcal{U} with \mathcal{X} by $L(\mathcal{U}, \mathcal{X})$. Suppose \mathcal{U}_2 generally has better performance than \mathcal{U}_1 . Algorithm 4 evaluates the equivalent data requirement of \mathcal{U}_2 with respect to \mathcal{U}_1 . In our implementation, we set step size $\alpha = 2\%$ for uniform-residual experiment and $\alpha = 10\%$ for nonuniform-residual ones.

Algorithm 4 Procedure for evaluating equivalent data requirement

Input: $\mathcal{X}, \mathcal{U}_1, \mathcal{U}_2$

Output: γ

```

 $i \leftarrow 0$ 
while 1 do
   $\gamma \leftarrow 1 - i\alpha$ 
   $\mathcal{X}_i \leftarrow \{\mathbf{x}_{(1)}, \dots, \mathbf{x}_{(\gamma N)}\}$ 
  if  $L(\mathcal{U}_2, \mathcal{X}_i) < L(\mathcal{U}_1, \mathcal{X})$  then
    if  $i > 0$  then
       $\gamma \leftarrow \gamma + \frac{L(\mathcal{U}_1, \mathcal{X}) - L(\mathcal{U}_2, \mathcal{X}_i)}{L(\mathcal{U}_2, \mathcal{X}_{i-1}) - L(\mathcal{U}_2, \mathcal{X}_i)} \alpha$  (interpolation)
    end if
    return  $\gamma$ 
  end if
   $i \leftarrow i + 1$ 
end while

```

B.5 S&P500 Data Preprocessing

Define November 2, 2001 as trading day 1 and August 9, 2007 as trading day 1451. After deleting 47 constituent stocks that are not fully defined over this period, we compute for each stock the normalized log daily returns as follows:

1. Let $y'_{i,j}$ be the adjusted close price of stock i on day j , $i = 1, \dots, 453$ and $j = 1, \dots, 1451$.
2. Compute the raw log-daily-return of stock i on day j by

$$y''_{i,j} = \log \frac{y'_{i,j+1}}{y'_{i,j}}, \quad i = 1, \dots, 453, \quad j = 1, \dots, 1450.$$

3. Let \bar{y} be the smallest number such that at least 99.5% of all $y''_{i,j}$ are less than or equal to \bar{y} . Let \underline{y} be the largest number such that at least 99.5% of all $y''_{i,j}$'s are greater than or equal to \underline{y} . Clip all $y''_{i,j}$ by the interval $[\underline{y}, \bar{y}]$.

4. Let the volatility of stock i on day $j > 50$ be the 10-week rms $\hat{\sigma}_{i,j} = \sqrt{\frac{1}{50} \sum_{t=1}^{50} y_{i,j-t}''^2}$.
5. Set $\mathbf{y}_{(n)} = \begin{bmatrix} \frac{y_{1,n+50}''}{\hat{\sigma}_{1,n+50}} & \cdots & \frac{y_{453,n+50}''}{\hat{\sigma}_{453,n+50}} \end{bmatrix}^T$ for $n = 1, \dots, 1400$.

B.6 Candidates for Regularization Parameter in Real Data Experiment

In our real data experiment, the K for EM/MRH are selected from $\{0, 1, \dots, 40\}$, and the λ for TML/RTML are selected from $\{200, 210, \dots, 600\}$. These ranges are chosen so that the selected values never fall on the extremes.

References

- Hirotsugu Akaike. Factor analysis and AIC. *Psychometrika*, 52(3), 1987.
- Arash A. Amini and Martin J. Wainwright. High-dimensional analysis of semidefinite relaxations for sparse principal components. *Ann. Statist.*, 37:2877–2921, 2009.
- Jinho Baik and Jack W. Silverstein. Eigenvalues of large sample covariance matrices of spiked population models. *Journal of Multivariate Analysis*, 97:2006, 2006.
- Christopher M. Bishop. Bayesian PCA. In Michael J. Kearns, Sara A. Solla, and David A. Cohn, editors, *Advances in Neural Information Processing Systems 11*, pages 382–388. MIT Press, 1998.
- Emmanuel J. Candès, Xiaodong Li, Yi Ma, and John Wright. Robust principal component analysis? *CoRR*, 2009.
- Venkat Chandrasekaran, Pablo A. Parrilo, and Alan. S. Willsky. Latent variable graphical model selection via convex optimization. 2010.
- Alexandre D’Aspremont, Laurent El Ghaoui, Michael I. Jordan, and Gert R. G. Lanckriet. A direct formulation for sparse PCA using semidefinite programming. *SIAM Review*, 49(3):434, 2004.
- Harry H. Harman. *Modern Factor Analysis*. University of Chicago Press, third edition, 1976.
- Kei Hirose, Shuichi Kawano, Sadanori Konishi, and Masanori Ichikawa. Bayesian information criterion and selection of the number of factors in factor analysis models. *Journal of Data Science*, 9(2), 2011.
- Iain M. Johnstone and Arthur Y. Lu. Sparse Principal Components Analysis. *J. Amer. Statist. Assoc.*, 2007.
- Ian T. Jolliffe, Nickolay T. Trendafilov, and Mudassir Uddin. A modified principal component technique based on the lasso. *Journal of Computational and Graphical Statistics*, 12:531–547, 2003.
- Harry M. Markowitz. Portfolio selection. *Journal of Finance*, 7:77–91, 1952.

- Thomas P. Minka. Automatic choice of dimensionality for pca. In Todd K. Leen, Thomas G. Dietterich, and Volker Tresp, editors, *Advances in Neural Information Processing Systems 13*, pages 598–604. MIT Press, 2000.
- Debashis Paul. Asymptotics of sample eigenstructure for a large dimensional spiked covariance model. *Statistica Sinica*, 17(4):1617–1642, 2007.
- Greet Pison, Peter J. Rousseeuw, Peter Filzmoser, and Christophe Croux. Robust factor analysis. *Journal of Multivariate Analysis*, 84(1):145 – 172, 2003.
- Donald B. Rubin and Dorothy T. Thayer. EM algorithm for ML factor analysis. *Psychometrika*, 47(1):69–76, 1982.
- Michael E. Tipping and Chris M. Bishop. Probabilistic principal component analysis. *Journal of the Royal Statistical Society, Series B*, 61:611–622, 1999.
- Huan Xu, Constantine Caramanis, and Shie Mannor. Principal component analysis with contaminated data: The high dimensional case. In *COLT*, pages 490–502, 2010.
- Hui Zou, Trevor Hastie, and Robert Tibshirani. Sparse Principal Component Analysis. *Journal of Computational and Graphical Statistics*, 15, 2004.