

# Fast numerical test of hyperbolic chaos

Pavel V. Kuptsov\*

Department of Instrumentation Engineering, Saratov State Technical University, Politekhnicheskaya 77, Saratov 410054, Russia

(Dated: November 6, 2018)

The effective numerical method is developed performing the test of the hyperbolicity of chaotic dynamics. The method employs ideas of algorithms for covariant Lyapunov vectors but avoids their explicit computation. The outcome is a distribution of a characteristic value which is bounded within the unit interval and whose zero indicate the presence of tangency between expanding and contracting subspaces. To perform the test one needs to solve several copies of equations for infinitesimal perturbations whose amount is equal to the sum of numbers of positive and zero Lyapunov exponents. Since for high-dimensional system this amount is normally much less than the full phase space dimension, this method provides the fast and memory saving way for numerical hyperbolicity test of such systems.

PACS numbers: 05.45.Pq, 05.45.Jn, 05.45.-a

Keywords: hyperbolic chaos, covariant Lyapunov vectors; forward and backward Lyapunov vectors; Lyapunov analysis; high-dimensional chaos

*Introduction.* – The dynamics is said to be uniformly hyperbolic if exponential rates of tangent space growth and contractions are always bounded and differ from zero by some global constants. Systems with hyperbolic dynamics admit rigorous proof of their chaotic properties. The hyperbolic chaos is structurally stable, i.e., it persists under change of parameters of a system. Over many years this paradigm remained mainly the theoretical, since the most of the known systems do not conform with the basic assumptions of uniform hyperbolicity. But recently the interest to hyperbolic chaos has been renewed after a series of publications by Kuznetsov and his collaborators who suggested sufficiently simple ideas of practical implementation of the uniform hyperbolic chaos in natural systems [1, 2].

Tangent space at each point of a hyperbolic chaotic trajectory is split into invariant subspaces with different expanding and contracting properties. For discrete time systems there are two subspaces. The first one contains all expanding directions associated with positive Lyapunov exponents, and the second one consists of the all contracting directions corresponding to negative exponents. The hyperbolicity implies the strict separation of these subspaces [3]. It means that the smallest angle between expanding and contracting vectors are globally bound from zero. For flows one more invariant neutral subspace is associated with zero Lyapunov exponents. To extend the definition of the hyperbolic dynamics to this case one has to require the strict separation of these three subspaces [4].

Rigorous mathematical verification of hyperbolicity is not always possible. To test this property numerically one can find bases for expanding, contracting (and neutral, if any) subspaces and compute the smallest angles between vectors from these subspaces for different points along trajectories. If the dynamics is non-hyperbolic,

among trajectories there are ones with tangencies, i.e., with zero angles between these vectors. Performing numerical simulations one normally can not hit such trajectory exactly. But one can expect that randomly chosen trajectory will pass infinitely close to the trajectories with tangencies. Thus for non-hyperbolic dynamics the distributions of smallest angles between subspaces have to be infinitely close to the origin, while for hyperbolic dynamics these distributions are well detached from zero.

This approach was initially developed for low-dimensional dynamics (see [1] for review). Its application for high-dimensional dynamics became possible only recently after discovery of effective algorithms for computation of covariant Lyapunov vectors (CLVs) [5, 6]. CLVs are associated with Lyapunov exponents and are covariant with the tangent flow, i.e., the  $i$ -th covariant vector at time  $t_1$  is mapped to the  $i$ -th covariant vector at  $t_2$ . These vectors provide a natural bases for expanding, contracting, and neutral subspaces.

In paper [7] the angles between expanding and contracting subspaces spanned by CLVs were analysed to detect hyperbolic and non-hyperbolic regimes of a spatially extended system. Also the angles between subspaces spanned by CLVs were employed in Refs. [8, 9] to identify possible bases for inertial manifolds [10].

Unfortunately, analysis of angles between subspaces spanned by CLVs is very resource-consuming. One needs to process a lot of angles for sufficiently long trajectory to obtain a representative statistics. Moreover, it is usually unclear which CLVs from the negative end of the spectrum can be safely omitted without distortion of the result, and the most reliable way is to compute them all.

The other quantitative numerical test of hyperbolicity is based on the direct verification of the cone criterion [1, 2]. This method is well developed for low-dimensional system and provides perhaps the most reliable result. But unfortunately it is unclear yet how to transfer it to high-dimensional systems. Moreover even if this can be done, most probably it will also be a resource-

---

\* Electronic address: p.kuptsov@rambler.ru

consuming.

The paper [11] reviews the theory of Lyapunov vectors and the related numerical algorithms. Moreover an improved approach for computing CLVs is suggested. In this letter the idea of this approach is employed to develop the fast method for testing of the hyperbolicity without explicit computing the CLVs. Given the system with  $k_+$  positive and  $k_0$  zero Lyapunov exponents, it is enough to solve only  $k_+ + k_0$  equations for infinitesimal perturbations. Since for high-dimensional systems  $k_+ + k_0$  is normally much less than the whole phase space dimension, this method provides the fast and memory saving way for numerical hyperbolicity test of such systems.

*Theory.* – Performing the standard procedure of computation of Lyapunov exponents, we deal with a set of orthonormal vectors which are evolved in tangent space by alternating time evolution over an interval  $T_{QR}$  and re-orthogonalization via Gram-Schmidt or QR procedure. After sufficiently many iterations these vectors converge to backward Lyapunov vectors (also they are called Gram-Schmidt vectors). They are “backward” because initialized in the far past. Let  $\varphi_i^-(t)$  be the  $i$ -th backward Lyapunov vector and  $\Phi^-(t) = [\varphi_1^-(t), \varphi_2^-(t), \dots, \varphi_m^-(t)]$  be an orthogonal matrix of these vectors, where  $m$  is the dimension of the tangent space. Performing the algorithm for Lyapunov exponents backward in time we obtain in the same way another set of orthonormal vectors  $\varphi_i^+(t)$  and the corresponding orthogonal matrix  $\Phi^+(t) = [\varphi_1^+(t), \varphi_2^+(t), \dots, \varphi_m^+(t)]$ . These vectors are referred to as forward Lyapunov vectors, because they are initialized in the far future. Both  $\varphi_i^-(t)$  and  $\varphi_i^+(t)$  are associated with the  $i$ -th Lyapunov exponent  $\lambda_i$ . The Lyapunov exponents are assumed to be ordered as usual in descending order.

Let  $\Gamma(t) = [\gamma_1(t), \gamma_2(t), \dots, \gamma_m]$  be a matrix of the CLVs  $\gamma_i(t)$ . These vectors are related to the forward and backward Lyapunov vectors as [6, 11]

$$\Gamma(t) = \Phi^-(t)\mathbf{A}^-(t) = \Phi^+(t)\mathbf{A}^+(t), \quad (1)$$

where  $\mathbf{A}^-(t)$  is an upper triangular matrix and  $\mathbf{A}^+(t)$  is a lower triangular matrix. In fact  $\Phi^-(t)\mathbf{A}^-(t)$  is the QR decomposition of  $\Gamma(t)$  while  $\Phi^+(t)\mathbf{A}^+(t)$  is its QL decomposition.

Given the matrices  $\Phi^-(t)$  and  $\Phi^+(t)$  one can compute covariant Lyapunov vectors using the equation  $\mathbf{P}(t)\mathbf{A}^-(t) = \mathbf{A}^+(t)$ , where

$$\mathbf{P}(t) = [\Phi^+(t)]^T \Phi^-(t) \quad (2)$$

is a  $m \times m$  orthogonal matrix, and  $\mathbf{A}^\pm(t)$  are components of the LU decomposition of  $\mathbf{P}(t)$ . The details of this LU-method of computation of CLVs can be found in [11].

Let us assume that we have the whole set of  $m$  CLVs. Consider two subspaces of the tangent space. The first one is spanned by the first  $k$  CLVs, and the second one is spanned by the rest of them. We need to check if there is a tangency between vectors from these subspaces.

Consider two arbitrary unit vectors from these subspaces:

$$\mathbf{v}_1(t) = \sum_{i=1}^k e_i \gamma_i(t), \quad \mathbf{v}_2(t) = \sum_{i=k+1}^m c_i \gamma_i(t), \quad (3)$$

where  $e_i$  and  $c_i$  are some expansion coefficients. To detect the tangency we can compute the angle between  $\mathbf{v}_1(t)$  and  $\mathbf{v}_2(t)$  and find such coefficients  $e_i$  and  $c_i$  that minimize it. Zero minimal angle indicates the tangency.

As follows from Eq. (1), the covariant vector  $\gamma_j(t)$  belongs to the subspace spanned by the first  $j$  forward Lyapunov vectors  $\varphi_i^-(t)$ , where  $i = 1, 2, \dots, j$ . Also  $\gamma_n(t)$  belongs to the subspace of the rest  $m - n + 1$  forward vectors  $\varphi_i^+(t)$ , where  $i = n, n + 1, \dots, m$ . It means that  $\mathbf{v}_1(t)$  can be represented as a linear combination of the backward Lyapunov vectors and  $\mathbf{v}_2(t)$  is a linear combination of the forward Lyapunov vectors,

$$\mathbf{v}_1(t) = \sum_{i=1}^k e'_i \varphi_i^-(t), \quad \mathbf{v}_2(t) = \sum_{i=k+1}^m c'_i \varphi_i^+(t), \quad (4)$$

with some expansion coefficients  $e'_i$  and  $c'_i$ .

The tangency occurs if there are such  $e'_i$  and  $c'_i$  that  $\mathbf{v}_1(t) = \mathbf{v}_2(t)$ :

$$\sum_{i=1}^k e'_i \varphi_i^-(t) = \sum_{i=k+1}^m c'_i \varphi_i^+(t). \quad (5)$$

To find  $e'_i$  and  $c'_i$  we multiply (5) by vectors  $\varphi_j^+(t)$ . The first  $k$  multiplications result in the set of equations for  $e'_i$  and the rest of them produces the equations for  $c'_i$ , provided that the nontrivial solution for  $e'_i$  exists. The equations for  $e'_i$  read:

$$\sum_{i=1}^k e'_i \varphi_j^+(t) \varphi_i^-(t) = 0, \quad j = 1, 2, \dots, k. \quad (6)$$

The nontrivial solution exists, when the scalar products  $\varphi_j^+(t) \varphi_i^-(t)$ , where  $1 \leq i, j \leq k$ , form a singular matrix. One can see from Eq. (2), that this matrix is the top left  $k \times k$  submatrix of  $\mathbf{P}$ . This provides an idea of the test of tangencies between subspaces and, in particular, the test of the hyperbolicity.

*Formulation of the method.* – Given a dynamical system, in its tangent space we need to find the smallest angle between vectors from the subspace spanned by the first  $k$  covariant vectors and from the subspace spanned by the rest  $m - k$  of them. (a) We begin to move forward in time solving simultaneously the basic equations and  $k$  sets of linearized equations for infinitesimal perturbations. In the same way as in computing Lyapunov exponents, we alternate time evolution over intervals  $T_{QR}$  and orthogonalizations via QR or Gram-Schmidt algorithms. These steps are repeated for a while until columns of orthogonalized matrices converge to  $\varphi_i^-(t)$ . (b) The same procedure is continued but now  $\varphi_i^-(t)$  are saved. These steps are repeated as many times as many points of the

trajectory we are going to test. (c) We proceed to move forward along the trajectory with the basic system only and save the trajectory points. The equations for perturbations are not solved on this stage. (d) We turn back and start to move backward along the saved trajectory performing steps with the basic system and  $k$  copies of equations for perturbations. Again time evolution alternates with orthogonalizations. In this way orthogonal vectors converge to  $\varphi_i^+(t)$ . There two subtle points here. First, the modified perturbation equations have to be used. The Jacobian matrix that determines these equations have to be transposed and its elements have to change their signs. In this case the vectors  $\varphi_i^+(t)$  are computed in the proper order, i.e.,  $k$  perturbation equations produce *the  $k$  first vectors*, and not the last ones (see [11] for explanations). Second, dealing with the dissipative systems, it is better to use saved trajectory points avoiding solving the basic system backward in time. This is because negative Lyapunov exponents have typically large absolute values, and this can result in the dramatic instability of the numerical procedure. (e) After the arrival at the time step for which  $\varphi_i^-(t)$  was previously saved, we proceed the above procedure, but additionally construct submatrices  $\mathbf{P}(1:k, 1:k)$ , see Eq. (2), and compute their normalized determinants as

$$d_k = |\det[\mathbf{P}(1:k, 1:k)]|/k! \quad (7)$$

Here  $0 \leq d_k \leq 1$  since absolute values of elements of  $\mathbf{P}$  are less or equal to 1. (f) We accumulate many  $d_k$  and compute their distribution. If this distribution is well separated from the origin, the trajectory never pass close to points of tangencies between two studied subspaces. If the amount of the processed points is sufficiently large, this is the reason to conjecture that the tangencies are absent at all. Otherwise, the close approach of the distribution to the origin is the reason to conjecture that there are trajectories with the exact tangencies.

Testing the hyperbolicity of chaos, we need to know the amount of positive  $k_+$  and negative  $k_0$  Lyapunov exponents. If zero exponents are absent, the distribution of  $d_{k_+}$  have to be analysed. In presence of zero exponents, there are two distributions to consider: for  $d_{k_+}$  and for  $d_{k_++k_0}$ . For hyperbolic chaotic systems both of the distributions are well separated from the origin. Since the number of expanding and neutral directions are normally much less then the full dimension of the tangent space, the represented algorithm provide sufficiently fast way of testing the hyperbolicity even for high-dimensional systems.

*Examples.* – First we consider the Lorenz system

$$\dot{x} = \sigma(y - x), \dot{y} = rx - xz - y, \dot{z} = xy - bz. \quad (8)$$

where  $r = 28$ ,  $b = 8/3$ ,  $\sigma = 10$ . The Lyapunov exponents are 0.90, 0, and  $-14.57$ . There is one positive and one zero exponent and thus we have to analyze distributions of  $d_1$  and  $d_2$ , see Fig. 1. This system is known to be singular hyperbolic, which means its tangent space admits

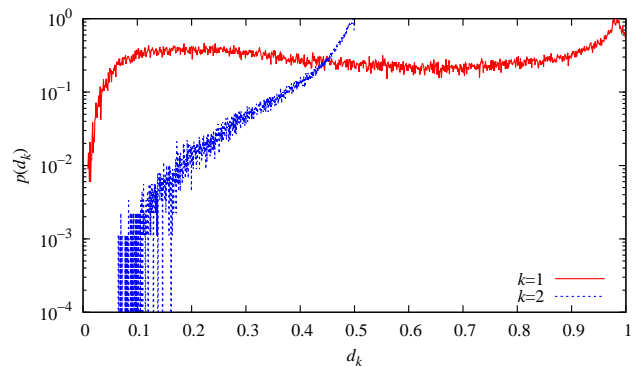


Figure 1. (color online). Distributions of normalized determinants (7) over a trajectory of the Lorenz system (8).  $T_{QR} = 0.1$ ,  $\Delta t \approx 0.002$ .

an invariant splitting  $E^c \oplus E^{ne}$  into a 1-dimensional uniformly contracting sub-space and 2-dimensional volume-expanding subspace [12]. In an agreement with this definition in Fig. 1 the distribution  $p(d_1)$  touches the origin, while  $p(d_2)$  does not. It indicates the existence of trajectories with tangencies between the expanding and neutral subspaces, while the contracting subspace remains isolated.

The other example is the system of two alternately excited van der Pol oscillators

$$\begin{aligned} \ddot{x} - [A \cos(2\pi t/T) - x^2]\dot{x} + \omega_0^2 x &= \epsilon y \cos \omega_0 t, \\ \ddot{y} - [-A \cos(2\pi t/T) - y^2]\dot{y} + 4\omega_0^2 y &= \epsilon x^2. \end{aligned} \quad (9)$$

where  $A = 5$ ,  $T = 6$ ,  $\epsilon = 0.5$ ,  $\omega_0 = 2\pi$ . Corresponding to this system stroboscopic map at  $t = t_n = nT$  is known to be hyperbolic [1, 2]. The Lyapunov exponents for this map are 0.68,  $-2.61$ ,  $-4.61$ ,  $-6.10$ . There is one positive exponent and the zero one is absent since the system is non-autonomous. Hence the hyperbolicity test for this map includes the analysis of  $p(d_1)$ . As we see in Fig. 2 values of  $d_1$  are located far from the origin, confirming the applicability of the method.

Next we consider the complex Ginzburg-Landau equation

$$\partial_t a = a - (1 + ic)|a|^2 a + (1 + ib)\partial_x^2 a \quad (10)$$

at  $c = 3$ ,  $b = -2$ , that corresponds to the amplitude chaos [13]. Since the no-flux boundary conditions are used, the system has two continuous symmetries, i.e., time translation and phase rotation, and thus has two zero Lyapunov exponents [14]. For chosen parameter values the first seven exponents read: 0.30, 0.18, 0.060, 0, 0,  $-0.085$ ,  $-0.27$ . It means that we have to consider  $p(d_3)$  and  $p(d_5)$ , see Fig. 3. For both distributions  $d_k$  are essentially nonzero at the origin, thus we have to conclude that the chaos is essentially non-hyperbolic.

Finally, we apply the test to the alternately excited Ginzburg-Landau equations, which are the amplitude

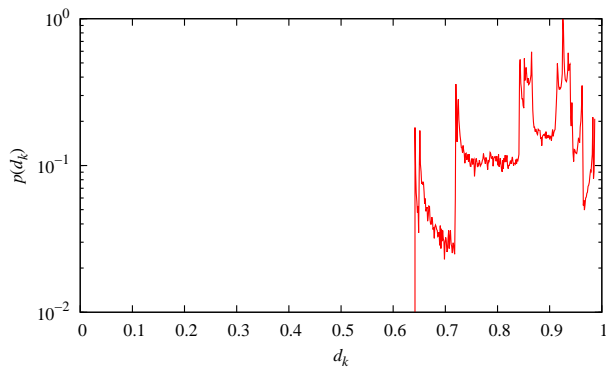


Figure 2. (color online). Distribution of  $d_k$  for the stroboscopic map built for the system (9) at  $t = t_n = nT$ .  $T_{QR} = T$ ,  $\Delta t \approx 0.01$ .

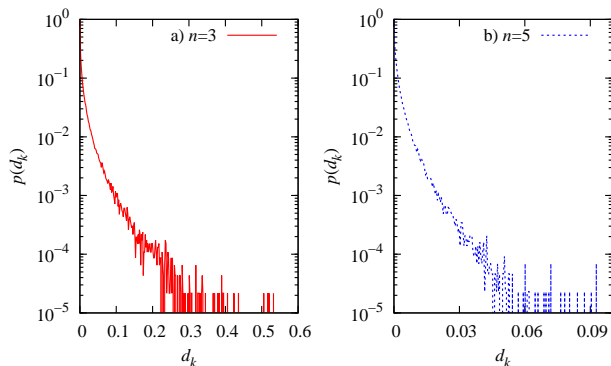


Figure 3. (color online). Distributions of (a)  $d_3$  and (b)  $d_5$  for complex Ginzburg-Landau equation (10).  $T_{QR} = 0.5$ ,  $N = 128$ ,  $\Delta x = 0.1$ ,  $\Delta t \approx 0.0005$ .

equations for the system (9) supplied with diffusive terms:

$$\begin{aligned} \partial_t a &= A \cos(2\pi t/T) a - |a|^2 a - i\epsilon b + \partial_x^2 a, \\ \partial_t b &= -A \cos(2\pi t/T) b - |b|^2 b - i\epsilon a^2 + \partial_x^2 b, \end{aligned} \quad (11)$$

where  $A = 3$ ,  $T = 5$ ,  $\epsilon = 0.05$ . The spatio-temporal chaos in this system is hyperbolic when its length  $L$  is sufficiently small and the hyperbolicity is destroyed when the length grows [7]. We consider the same parameters and numerical mesh as in [7]. For  $L = 15$  first five Lyapunov exponents, computed for the stroboscopic map at  $t = t_n = nT$ , are 0.69, 0.69,  $-0.11$ ,  $-0.61$ ,  $-1.62$ . For  $L = 17$  the exponents are 0.69, 0.67, 0.13,  $-0.28$ ,  $-0.85$ . Hence we have to consider  $p(d_2)$  for the first case and  $p(d_3)$  for the second case, see Fig. 4. One can see that represented method detects the reported in Ref. [7] transition from the hyperbolic chaos at  $L = 15$  to the non-hyperbolic one at  $L = 17$ .

Altogether we see that the demonstrated examples agree well with the previously known results. The method works sufficiently fast. All distributions represented above have been computed for  $10^5$  values of  $d_k$

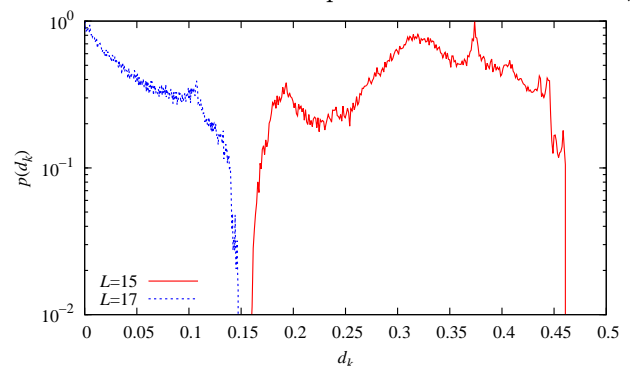


Figure 4. (color online). Distribution of  $d_k$  for alternately excited Ginzburg-Landau equation (11).  $T_{QR} = T$ ,  $N = 51$ ,  $\Delta x = L/(N - 1)$ ,  $\Delta t \approx 0.05$ .

using 2.6 GHz processor. For distributed systems it took approximately 3 hours.

The research is supported by RFBR-DFG grant 11-02-91334.

- 
- [1] S. P. Kuznetsov, *Hyperbolic Chaos: A Physicist's View* (Higher Education Press: Beijing and Springer-Verlag: Berlin, Heidelberg, 2012) p. 336.
  - [2] S. P. Kuznetsov, *Physics-Uspokhi* **54**, 119 (2011).
  - [3] J. Guckenheimer and P. Holmes, *Nonlinear oscillations, dynamical systems, and bifurcations of vector fields* (Springer, 2002).
  - [4] Y. B. Pesin, *Lectures on partial hyperbolicity and stable ergodicity* (European Mathematical Society, 2004).
  - [5] F. Ginelli, P. Poggi, A. Turchi, H. Chaté, R. Livi, and A. Politi, *Phys. Rev. Lett.* **99**, 130601 (2007).
  - [6] C. L. Wolfe and R. M. Samelson, *Tellus A* **59A**, 355 (2007).
  - [7] P. V. Kuptsov and S. P. Kuznetsov, *Physical Review E* **80**, 016205 (2009).
  - [8] H. Yang, K. A. Takeuchi, F. Ginelli, H. Chaté, and G. Radons, *Phys. Rev. Lett.* **102**, 074102 (2009).
  - [9] P. V. Kuptsov and U. Parlitz, *Phys. Rev. E* **81**, 036214 (2010).
  - [10] K. A. Takeuchi, H.-l. Yang, F. Ginelli, G. Radons, and H. Chaté, *Phys. Rev. E* **84**, 046214 (Oct 2011).
  - [11] P. V. Kuptsov and U. Parlitz, arXiv:1105.5228, submitted to *Journal of Nonlinear Science*(2011).
  - [12] C. A. Morales, M. J. Pacifico, and E. R. Pujals, *Ann. of Math. (2)* **160**, 375 (2004).
  - [13] I. S. Aranson and L. Kramer, *Rev. Mod. Phys.* **74**, 99 (2002).
  - [14] P. J. Aston and C. R. Laing, *Dynamics and Stability of Systems* **14**, 233 (1999).