

# Search for Neutrino Emission from Gamma-Ray Flaring Blazars with the ANTARES Telescope

S. Adrián-Martínez<sup>a</sup>, I. Al Samarai<sup>b</sup>, A. Albert<sup>c</sup>, M. André<sup>d</sup>,  
M. Anghinolfi<sup>e</sup>, G. Anton<sup>f</sup>, S. Anvar<sup>g</sup>, M. Ardid<sup>a</sup>, T. Astraatmadja<sup>h,1</sup>,  
J.-J. Aubert<sup>b</sup>, B. Baret<sup>i</sup>, S. Basa<sup>j</sup>, V. Bertin<sup>b</sup>, S. Biagi<sup>k,ℓ</sup>, C. Bigongiari<sup>n</sup>,  
C. Bogazzi<sup>h</sup>, M. Bou-Cabo<sup>a</sup>, B. Bouhou<sup>i</sup>, M.C. Bouwhuis<sup>h</sup>, J. Brunner<sup>b,2</sup>,  
J. Busto<sup>b</sup>, F. Camarena<sup>a</sup>, A. Capone<sup>o,p</sup>, C. Cârloganu<sup>q</sup>, G. Carminati<sup>k,ℓ,3</sup>,  
J. Carr<sup>b</sup>, S. Cecchini<sup>k</sup>, Z. Charif<sup>b</sup>, Ph. Charvis<sup>r</sup>, T. Chiarusi<sup>k</sup>, M. Circella<sup>s</sup>,  
L. Core<sup>b</sup>, H. Costantini<sup>b</sup>, P. Coyle<sup>b</sup>, A. Creusot<sup>i</sup>, C. Curtil<sup>b</sup>,  
G. De Bonis<sup>o,p</sup>, M.P. Decowski<sup>h</sup>, I. Dekeyser<sup>t</sup>, A. Deschamps<sup>r</sup>,  
C. Distefano<sup>u</sup>, C. Donzaud<sup>i,v</sup>, D. Dornic<sup>n</sup>, Q. Dorosti<sup>w</sup>, D. Drouhin<sup>c</sup>,  
T. Eberl<sup>f</sup>, U. Emanuele<sup>n</sup>, A. Enzenhöfer<sup>f</sup>, J.-P. Ernenwein<sup>b</sup>, S. Escoffier<sup>b</sup>,  
K. Fehn<sup>f</sup>, P. Fermani<sup>o,p</sup>, M. Ferri<sup>a</sup>, S. Ferry<sup>x</sup>, V. Flaminio<sup>m,y</sup>, F. Folger<sup>f</sup>,  
U. Fritsch<sup>f</sup>, J.-L. Fuda<sup>t</sup>, S. Galatà<sup>b</sup>, P. Gay<sup>q</sup>, K. Geyer<sup>f</sup>, G. Giacomelli<sup>k,ℓ</sup>,  
V. Giordano<sup>u</sup>, J.P. Gómez-González<sup>n</sup>, K. Graf<sup>f</sup>, G. Guillard<sup>q</sup>,  
G. Halladjian<sup>b</sup>, G. Hallewell<sup>b</sup>, H. van Haren<sup>z</sup>, J. Hartman<sup>h</sup>, A.J. Heijboer<sup>h</sup>,  
Y. Hello<sup>r</sup>, J.J. Hernández-Rey<sup>n</sup>, B. Herold<sup>f</sup>, J. Höbl<sup>f</sup>, C.C. Hsu<sup>h</sup>,  
M. de Jong<sup>h,1</sup>, M. Kadler<sup>aa</sup>, O. Kalekin<sup>f</sup>, A. Kappes<sup>f</sup>, U. Katz<sup>f</sup>,  
O. Kavatsyuk<sup>w</sup>, P. Kooijman<sup>h,ab,ac</sup>, C. Kopper<sup>h,f</sup>, A. Kouchner<sup>i</sup>,  
I. Kreykenbohm<sup>aa</sup>, V. Kulikovskiy<sup>ad,e</sup>, R. Lahmann<sup>f</sup>, G. Lambard<sup>n</sup>,  
G. Larosa<sup>a</sup>, D. Lattuada<sup>u</sup>, D. Lefèvre<sup>t</sup>, G. Lim<sup>h,ac</sup>, D. Lo Presti<sup>ae,af</sup>,  
H. Loehner<sup>w</sup>, S. Loucatos<sup>x</sup>, F. Louis<sup>g</sup>, S. Mangano<sup>n</sup>, M. Marcelin<sup>j</sup>,  
A. Margiotta<sup>k,ℓ</sup>, J.A. Martínez-Mora<sup>a</sup>, A. Meli<sup>f</sup>, T. Montaruli<sup>s,ag</sup>,  
N. Morganti<sup>m</sup>, L. Moscoso<sup>i,x,4</sup>, H. Motz<sup>f</sup>, M. Neff<sup>f</sup>, E. Nezri<sup>j</sup>,  
D. Palioselitis<sup>h</sup>, G.E. Pāvālaš<sup>ah</sup>, K. Payet<sup>x</sup>, P. Payre<sup>b,4</sup>, J. Petrovic<sup>h</sup>,  
P. Piattelli<sup>u</sup>, N. Picot-Clemente<sup>b</sup>, V. Popa<sup>ah</sup>, T. Pradier<sup>ai</sup>, E. Presani<sup>h</sup>,  
C. Racca<sup>c</sup>, C. Reed<sup>h</sup>, G. Riccobene<sup>u</sup>, C. Richardt<sup>f</sup>, R. Richter<sup>f</sup>,  
C. Rivière<sup>b</sup>, A. Robert<sup>t</sup>, K. Roensch<sup>f</sup>, A. Rostovtsev<sup>aj</sup>, J. Ruiz-Rivas<sup>n</sup>,  
M. Rujoiu<sup>ah</sup>, G.V. Russo<sup>ae,af</sup>, F. Salesa<sup>n</sup>, D.F.E. Samtleben<sup>h</sup>, P. Sapienza<sup>u</sup>,  
F. Schöck<sup>f</sup>, J.-P. Schuller<sup>x</sup>, F. Schüssler<sup>x</sup>, T. Seitz<sup>f</sup>, R. Shnidze<sup>f</sup>,  
F. Simeone<sup>o,p</sup>, A. Spies<sup>f</sup>, M. Spurio<sup>k,ℓ</sup>, J.J.M. Steijger<sup>h</sup>, Th. Stolarczyk<sup>x</sup>,  
A. Sánchez-Losa<sup>n</sup>, M. Taiuti<sup>e,ak</sup>, C. Tamburini<sup>t</sup>, S. Toscano<sup>n</sup>, B. Vallage<sup>x</sup>,  
C. Vallée<sup>b</sup>, V. Van Elewyck<sup>i</sup>, G. Vannoni<sup>x</sup>, M. Vecchi<sup>b</sup>, P. Vernin<sup>x</sup>,  
E. Visser<sup>h</sup>, S. Wagner<sup>f</sup>, G. Wijnker<sup>h</sup>, J. Wilms<sup>aa</sup>, E. de Wolf<sup>h,ac</sup>,  
H. Yepes<sup>n</sup>, D. Zaborov<sup>aj</sup>, J.D. Zornoza<sup>n</sup>, J. Zúñiga<sup>n</sup>

- <sup>a</sup>*Institut d'Investigació per a la Gestió Integrada de les Zones Costaneres (IGIC) - Universitat Politècnica de València. C/ Paranimf 1 , 46730 Gandia, Spain.*
- <sup>b</sup>*CPPM, Aix-Marseille Université, CNRS/IN2P3, Marseille, France*
- <sup>c</sup>*GRPHE - Institut universitaire de technologie de Colmar, 34 rue du Grillenbreit BP 50568 - 68008 Colmar, France*
- <sup>d</sup>*Technical University of Catalonia, Laboratory of Applied Bioacoustics, Rambla Exposició,08800 Vilanova i la Geltrú,Barcelona, Spain*
- <sup>e</sup>*INFN - Sezione di Genova, Via Dodecaneso 33, 16146 Genova, Italy*
- <sup>f</sup>*Friedrich-Alexander-Universität Erlangen-Nürnberg, Erlangen Centre for Astroparticle Physics, Erwin-Rommel-Str. 1, 91058 Erlangen, Germany*
- <sup>g</sup>*Direction des Sciences de la Matière - Institut de recherche sur les lois fondamentales de l'Univers - Service d'Electronique des Détecteurs et d'Informatique, CEA Saclay, 91191 Gif-sur-Yvette Cedex, France*
- <sup>h</sup>*Nikhef, Science Park, Amsterdam, The Netherlands*
- <sup>i</sup>*APC - Laboratoire AstroParticule et Cosmologie, UMR 7164 (CNRS, Université Paris 7 Diderot, CEA, Observatoire de Paris) 10, rue Alice Domon et Léonie Duquet 75205 Paris Cedex 13, France*
- <sup>j</sup>*LAM - Laboratoire d'Astrophysique de Marseille, Pôle de l'Étoile Site de Château-Gombert, rue Frédéric Joliot-Curie 38, 13388 Marseille Cedex 13, France*
- <sup>k</sup>*INFN - Sezione di Bologna, Viale Berti-Pichat 6/2, 40127 Bologna, Italy*
- <sup>l</sup>*Dipartimento di Fisica dell'Università, Viale Berti Pichat 6/2, 40127 Bologna, Italy*
- <sup>m</sup>*INFN - Sezione di Pisa, Largo B. Pontecorvo 3, 56127 Pisa, Italy*
- <sup>n</sup>*IFIC - Instituto de Física Corpuscular, Edificios Investigación de Paterna, CSIC - Universitat de València, Apdo. de Correos 22085, 46071 Valencia, Spain*
- <sup>o</sup>*INFN -Sezione di Roma, P.le Aldo Moro 2, 00185 Roma, Italy*
- <sup>p</sup>*Dipartimento di Fisica dell'Università La Sapienza, P.le Aldo Moro 2, 00185 Roma, Italy*
- <sup>q</sup>*Clermont Université, Université Blaise Pascal, CNRS/IN2P3, Laboratoire de Physique Corpusculaire, BP 10448, 63000 Clermont-Ferrand, France*
- <sup>r</sup>*Géozur - Université de Nice Sophia-Antipolis, CNRS/INSU, IRD, Observatoire de la Côte d'Azur and Université Pierre et Marie Curie, BP 48, 06235 Villefranche-sur-mer, France*
- <sup>s</sup>*INFN - Sezione di Bari, Via E. Orabona 4, 70126 Bari, Italy*
- <sup>t</sup>*COM - Centre d'Océanologie de Marseille, CNRS/INSU et Université de la Méditerranée, 163 Avenue de Luminy, Case 901, 13288 Marseille Cedex 9, France*
- <sup>u</sup>*INFN - Laboratori Nazionali del Sud (LNS), Via S. Sofia 62, 95123 Catania, Italy*
- <sup>v</sup>*Univ Paris-Sud , 91405 Orsay Cedex, France*
- <sup>w</sup>*Kernfysisch Versneller Instituut (KVI), University of Groningen, Zernikelaan 25, 9747 AA Groningen, The Netherlands*
- <sup>x</sup>*Direction des Sciences de la Matière - Institut de recherche sur les lois fondamentales de l'Univers - Service de Physique des Particules, CEA Saclay, 91191 Gif-sur-Yvette Cedex, France*
- <sup>y</sup>*Dipartimento di Fisica dell'Università, Largo B. Pontecorvo 3, 56127 Pisa, Italy*
- <sup>z</sup>*Royal Netherlands Institute for Sea Research (NIOZ), Landsdiep 4,1797 SZ 't Horntje (Texel), The Netherlands*
- <sup>aa</sup>*Dr. Reimis-Sternwarte and ECAP, Universität Erlangen-Nürnberg, Sternwartstr. 7, 96049 Bamberg, Germany*
- <sup>ab</sup>*Universiteit Utrecht, Faculteit Betawetenschappen, Princetonplein 5, 3584 CC Utrecht, The Netherlands*
- <sup>ac</sup>*Universiteit van Amsterdam, Instituut voor Hoge-Energie Fysika, Science Park 105, 1098 XG Amsterdam, The Netherlands*

<sup>ad</sup> *Moscow State University, Skobeltsyn Institute of Nuclear Physics, Leninskie gory, 119991 Moscow, Russia*

<sup>ae</sup> *INFN - Sezione di Catania, Viale Andrea Doria 6, 95125 Catania, Italy*

<sup>af</sup> *Dipartimento di Fisica ed Astronomia dell'Università, Viale Andrea Doria 6, 95125 Catania, Italy*

<sup>ag</sup> *University of Wisconsin - Madison, 53715, WI, USA*

<sup>ah</sup> *Institute for Space Sciences, R-77125 Bucharest, Măgurele, Romania*

<sup>ai</sup> *IPHC-Institut Pluridisciplinaire Hubert Curien - Université de Strasbourg et CNRS/IN2P3 23 rue du Loess, BP 28, 67037 Strasbourg Cedex 2, France*

<sup>aj</sup> *ITEP - Institute for Theoretical and Experimental Physics, B. Cheremushkinskaya 25, 117218 Moscow, Russia*

<sup>ak</sup> *Dipartimento di Fisica dell'Università, Via Dodecaneso 33, 16146 Genova, Italy*

---

## Abstract

The ANTARES telescope is well-suited to detect neutrinos produced in astrophysical transient sources as it can observe a full hemisphere of the sky at all times with a high duty cycle. Radio-loud active galactic nuclei with jets pointing almost directly towards the observer, the so-called blazars, are particularly attractive potential neutrino point sources. The all-sky monitor LAT on board the Fermi satellite probes the variability of any given gamma-ray bright blazar in the sky on time scales of hours to months. Assuming hadronic models, a strong correlation between the gamma-ray and the neutrino fluxes is expected. Selecting a narrow time window on the assumed neutrino production period can significantly reduce the background.

An unbinned method based on the minimization of a likelihood ratio was applied to a subsample of data collected in 2008 (61 days live time). By searching for neutrinos during the high state periods of the AGN light curve, the sensitivity to these sources was improved by about a factor of two with respect to a standard time-integrated point source search. First results on the search for neutrinos associated with ten bright and variable Fermi sources are presented.

*Key words:* ANTARES, Neutrino astronomy, Fermi LAT transient sources, time-dependent search, blazars  
PACS 95.55.Vj

---

<sup>1</sup> Also at University of Leiden, the Netherlands

<sup>2</sup> On leave at DESY, Platanenallee 6, D-15738 Zeuthen, Germany

<sup>3</sup> Now at University of California - Irvine, 92697, CA, USA

<sup>4</sup> Deceased

# 1 Introduction

Neutrinos are unique messengers to study the high-energy universe as they are neutral and stable, interact weakly and therefore travel directly from their point of creation to the Earth without absorption. Neutrinos could play an important role in understanding the mechanisms of cosmic ray acceleration and their detection from a cosmic source would be a direct evidence of the presence of hadronic acceleration. The production of high-energy neutrinos has been proposed for several kinds of astrophysical sources, such as active galactic nuclei (AGN), gamma-ray bursters (GRB), supernova remnants and microquasars, in which the acceleration of hadrons may occur (see Ref. [1] for a review).

Flat-Spectrum Radio Quasars (FSRQs) and BL Lacs, classified as AGN blazars, exhibit relativistic jets pointing almost directly towards the Earth and are some of the most violent variable high energy phenomena in the Universe [2]. These sources are among the most likely sources of the observed ultra high energy cosmic rays. Blazars typically display spectra with enhanced emission over two energy ranges: the IR/X-ray and MeV/TeV peaks. The lower energy peak is generally agreed to be the product of synchrotron radiation from accelerated electrons. However, the origin of the higher energy peak remains to be clarified. In leptonic models [3], inverse Compton scattering of synchrotron photons (or other ambient photons) by accelerated electrons generates this high energy emission. In hadronic models [4], MeV-TeV gamma-rays and high energy neutrinos are produced through hadronic interactions of the high energy cosmic rays with radiation or gas clouds surrounding the source. In the latter scenario, a strong correlation between the gamma-ray and the neutrino fluxes is expected. The gamma-ray light curves of bright blazars measured by the LAT instrument on board the Fermi satellite reveal important time variability on timescales of hours to several weeks, with intensities much larger than the typical flux of the source in its quiescent state [5].

This paper presents the results of the first time-dependent search for cosmic neutrino sources by the ANTARES telescope. The data sample used in this analysis and the comparison to Monte Carlo simulations are described in Section 2, together with a discussion on the systematic uncertainties. The point source search algorithm used in this time-dependent analysis is explained in Section 3. The search results are presented in Section 4 for ten selected candidate sources.

## 37 2 ANTARES

38 The ANTARES Collaboration completed the construction of a neutrino tele-  
39 scope in the Mediterranean Sea with the connection of its twelfth detector line  
40 in May 2008 [6]. The telescope is located 40 km off the Southern coast of France  
41 ( $42^{\circ}48'N$ ,  $6^{\circ}10'E$ ) at a depth of 2475 m. It comprises a three-dimensional array  
42 of photomultipliers housed in glass spheres (optical modules [7]), distributed  
43 along twelve slender lines anchored at the sea bottom and kept taut by a buoy  
44 at the top. Each line is composed of 25 storeys of triplets of optical mod-  
45 ules (OMs), each housing one 10-inch photomultiplier. The lines are subject  
46 to the sea currents and can change shape and orientation. A positioning sys-  
47 tem based on hydrophones, compasses and tiltmeters is used to monitor the  
48 detector geometry with an accuracy of 10 cm.

49 The main goal of the experiment is to search for high energy neutrinos with  
50 energies greater than 100 GeV by detecting muons produced by the neutrino  
51 charged current interaction in the vicinity of the detector. Due to the large  
52 background from downgoing atmospheric muons, the telescope is optimized  
53 for the detection of upgoing muons as only they can originate from neutrinos.

54 Muons induce the emission of Cherenkov light in the sea water. The arrival  
55 time and intensity of the Cherenkov light on the OMs are digitized into hits  
56 and transmitted to shore. Events containing muons are selected from the con-  
57 tinuous deep sea optical backgrounds due to natural radioactivity and biolu-  
58 minescence. A detailed description of the detector and the data acquisition is  
59 given in [6,8].

60 The arrival times of the hits are calibrated as described in [9]. A L1 hit is  
61 defined either as a high-charge hit, or as hits separated by less than 20 ns  
62 on OMs of the same storey. At least five L1 hits are required throughout the  
63 detector within a time window of  $2.2 \mu s$ , with the relative photon arrival times  
64 being compatible with the light coming from a relativistic particle. Independ-  
65 ently, events which have L1 hits on two sets of adjacent or next-to-adjacent  
66 floors are also selected.

67 The data used in this analysis were taken in the period from September 6  
68 to December 31, 2008 (54720 to 54831 modified Julian days, MJD) with the  
69 twelve line detector. This period overlaps with the availability of the first  
70 data from the LAT instrument onboard the Fermi satellite. The corresponding  
71 effective live time is 60.8 days. Atmospheric neutrinos are the main source of  
72 background in the search for astrophysical neutrinos. These upgoing neutrinos  
73 are produced by the interaction of cosmic rays in the Earth's atmosphere. To  
74 account for this background, neutrino events were simulated according to the  
75 parametrization of the atmospheric neutrino flux from Ref. [10]. Only charged

76 current interactions of muon neutrinos and antineutrinos were considered. An  
77 additional source of background is due to downgoing atmospheric muons mis-  
78 reconstructed as upgoing. Downgoing atmospheric muons were simulated with  
79 the MUPAGE package [11]. In both cases, the Cherenkov light was propagated  
80 taking into account light absorption and scattering in sea water [12].

81 From the timing and position information of the hits, muon tracks are recon-  
82 structed using a multi-stage fitting procedure, based on Ref. [13]. The initial  
83 fitting stages provide the hit selection and starting point for the final fit. The  
84 final stage consists of a maximum likelihood fit of the observed hit times and  
85 includes the contribution of optical background hits.

86 Upgoing tracks are also required to have a good reconstruction quality. The  
87 latter is quantified by a parameter,  $\Lambda$  which is based on the value of the  
88 likelihood function obtained for the fitted muon (see Ref. [13] for details). The  
89 cumulative distribution of  $\Lambda$  for muons reconstructed as upgoing is shown  
90 in Figure 1 along with the simulated contributions from atmospheric muons  
91 and neutrinos. The angular uncertainty obtained from the muon track fit is  
92 required to be smaller than 1 degree. For this analysis, events are selected  
93 with  $\Lambda > -5.4$ . This value results in an optimal compromise between the  
94 atmospheric neutrino and muon background reduction and the efficiency of the  
95 cosmic neutrino signal with an assumed spectrum proportional to  $E_\nu^{-2}$ , where  
96  $E_\nu$  is the neutrino energy, which gives the best  $5\sigma$  discovery potential. The  
97 resulting sample consists of 628 events obtained in 60.8 days. The simulations  
98 indicate that the selected sample contains 60 % atmospheric neutrinos; the  
99 rest being mis-reconstructed atmospheric muons.

100 The angular resolution of the reconstructed neutrino direction can not be  
101 determined directly from the data and has to be estimated from simulation.  
102 However, comparison of data and Monte Carlo in which the time accuracy of  
103 the hits was degraded by up to 3 ns constrains the uncertainty of the angular  
104 resolution to about  $0.1^\circ$  [14]. Figure 2 shows the cumulative distribution of the  
105 angular difference between the reconstructed muon direction and the neutrino  
106 direction for an assumed spectrum proportional to  $E_\nu^{-2}$ . For the considered  
107 period, the median resolution is estimated to be  $0.5 \pm 0.1$  degrees.

108 The effective area for muon neutrinos is defined as the ratio between the rate  
109 of selected neutrino events and the cosmic neutrino flux. Figure 3 shows the  
110 muon neutrino and antineutrino effective area of the ANTARES telescope as  
111 a function of the declination of the source, after integrating over the energy  
112 with an assumed spectrum proportional to  $E_\nu^{-2}$  between 10 GeV and 10 PeV.  
113 In the flux limits (see Section 4), a conservative uncertainty on the detection  
114 efficiency of about 30 % was taken into account. This number includes con-  
115 tributions on the uncertainty of the sea water optical parameters [12] and the  
116 OM properties such as efficiency and angular acceptance.

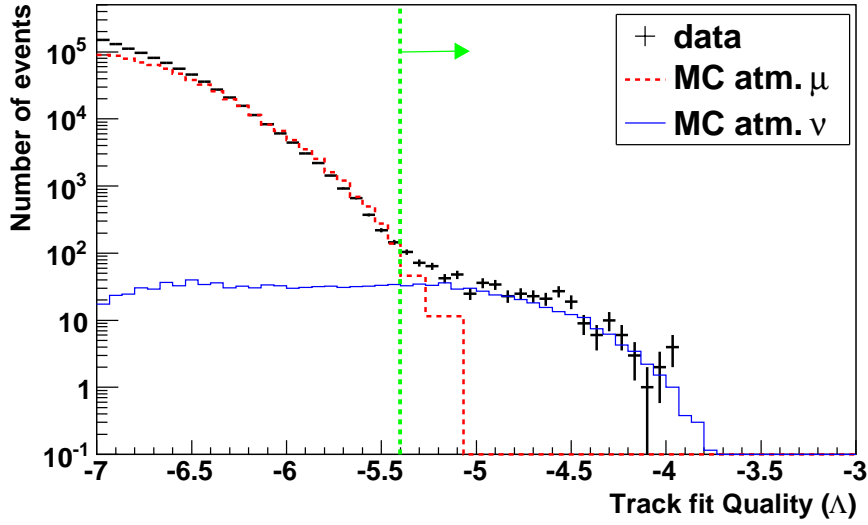


Fig. 1. Track fit quality ( $\Lambda$ ) distribution for upgoing events in data (dots) and Monte Carlo samples (atmospheric muons: dashed line; atmospheric neutrinos: continuous line). Events are selected with an error estimate lower than 1 degree. The green dashed vertical line corresponds to the optimized event selection ( $\Lambda > -5.4$ ).

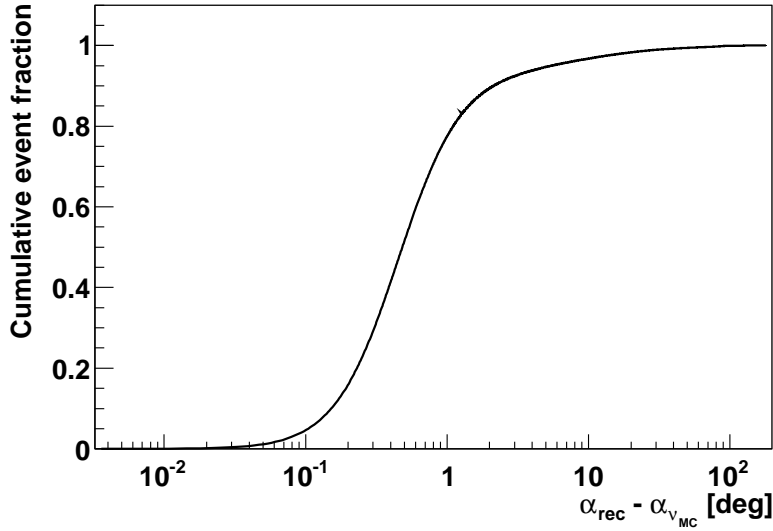


Fig. 2. Cumulative distribution of the angle between the true Monte Carlo neutrino direction ( $\alpha_{\nu_{MC}}$ ) and the reconstructed muon direction ( $\alpha_{rec}$ ) for an  $E_\nu^{-2}$  flux of upgoing neutrino events selected for this analysis.

### 117 3 Time-Dependent Search Algorithm

118 The time-dependent point source analysis is performed using an unbinned  
 119 method based on a likelihood ratio maximization. The data are parametrized

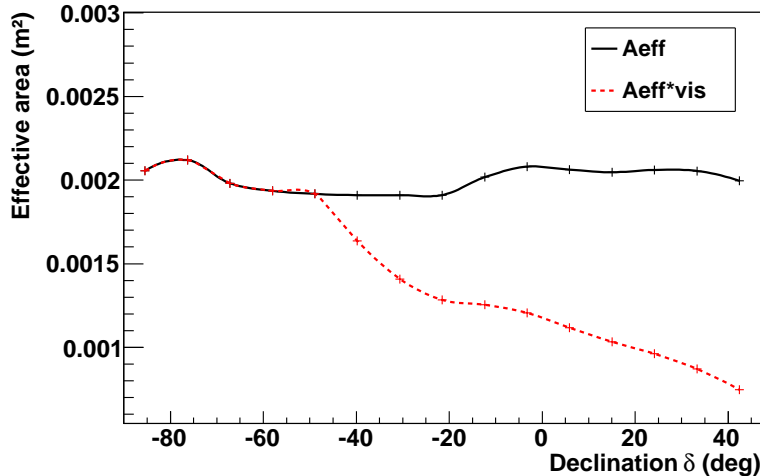


Fig. 3. ANTARES muon neutrino and antineutrino effective area (continuous line) as a function of the declination of the source computed from the Monte Carlo simulation for an  $E_\nu^{-2}$  flux of upgoing muons selected for this analysis. The product of the effective area by the visibility (i.e. fraction of the time the source is visible at the ANTARES location) is shown with the dashed line.

120 as a mixture of signal and background. The goal is to determine, at a given  
 121 point in the sky and at a given time, the relative contribution of each com-  
 122 ponent and to calculate the probability to have a signal above background  
 123 in a given model. The likelihood ratio,  $\lambda$ , is the logarithm of the ratio of the  
 124 probability density for the hypothesis of signal and background ( $H_{sig+bkg}$ ) over  
 125 the probability density of only background ( $H_{bkg}$ ):

$$\lambda = \sum_{i=1}^N \log \frac{P(x_i | H_{sig+bkg})}{P(x_i | H_{bkg})} = \sum_{i=1}^N \log \frac{\frac{n_{sig}}{N} P_{sig}(\alpha_i, t_i) + (1 - \frac{n_{sig}}{N}) P_{bkg}(\delta_i, t_i)}{P_{bkg}(\alpha_i, t_i)} \quad (1)$$

126 where  $n_{sig}$  is the unknown number of signal events determined by the fit and  
 127  $N$  is the total number of events in the considered data sample.  $P_{sig}(\alpha_i, t_i)$   
 128 and  $P_{bkg}(\delta_i, t_i)$  are the probability density functions (PDF) for signal and  
 129 background respectively. For a given event  $i$ ,  $t_i$ ,  $\delta_i$  and  $\alpha_i$  represent the time  
 130 of the event, its declination and the angular separation from the source under  
 131 consideration.

132 The probability densities  $P_{sig}$  and  $P_{bkg}$  are factorized into a purely directional  
 133 and a purely time-related component. The shape of the time PDF for the  
 134 signal event is extracted directly from the gamma-ray light curve assuming  
 135 proportionality between the gamma-ray and the neutrino fluxes. It is assumed  
 136 that the muon neutrino velocity in vacuum is equal to that of light in vacuum.  
 137 For signal events, the directional PDF is described by the one dimensional



138 point spread function (PSF), which is the probability density of reconstruct-  
 139 ing an event at an angular distance  $\alpha$  from the true source position. The  
 140 directional and time PDF for the background are derived from the data using  
 141 the observed declination distribution of the selected events and the observed  
 142 one-day binned time distribution of all the reconstructed muons respectively.  
 143 Figure 4 shows the time distribution of all the reconstructed events and the  
 144 selected upgoing events for this analysis. Once normalized to an integral equal  
 145 to 1, the distribution for all reconstructed events is used directly as the time  
 146 PDF for the background. Empty bins in the histograms correspond to periods  
 147 with no data taking (i.e. detector in maintenance) or with very poor quality  
 148 data (high bioluminescence or bad calibration).

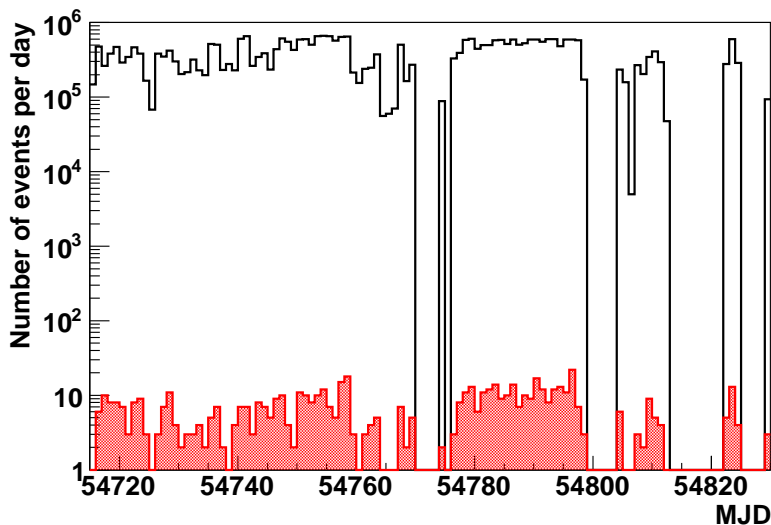


Fig. 4. Time distribution of the reconstructed events. Upper histogram (black line):  
 distribution of all reconstructed events. Bottom filled histogram (red):  
 distribution of selected upgoing events.

149 The statistical interpretation of the search result relies on simulated pseudo  
 150 experiments (PE) in which the background events are randomly generated by  
 151 sampling the declination and the time from the parametrization  $P_{bkg}(\delta_i, t_i)$   
 152 and the right ascension from a uniform distribution. Events from a neutrino  
 153 point source are simulated by adding events around the desired coordinates  
 154 according to the point spread function and the time distribution of the studied  
 155 source. Systematic uncertainties (cf Section 2) are incorporated directly into  
 156 the pseudo experiment generation.

157 The null hypothesis corresponds to  $n_{sig} = 0$ . The obtained value of  $\lambda_{data}$   
 158 on the data is then compared to the distribution of  $\lambda(n_{sig} = 0)$ . Large values of  
 159  $\lambda_{data}$  compared to the distribution of  $\lambda(n_{sig} = 0)$  reject the null hypothesis  
 160 with a confidence level (C.L.) equal to the fraction of the number of PE above  
 161  $\lambda_{data}$ . The fraction of PE for which  $\lambda(n_{sig} = 0)$  is above  $\lambda_{data}$  is referred to as  
 162 the p-value. The discovery potential is then defined as the average number of

163 signal events required to achieve a p-value lower than  $5\sigma$  in 50 % of the PEs.  
 164 In the same way, the sensitivity is defined as the average signal required to  
 165 obtain a p-value less than that of the median of the  $\lambda(n_{sig} = 0)$  distribution  
 166 in 90 % of the PEs. In the absence of evidence of a signal, an upper limit on  
 167 the neutrino fluence is obtained and defined as the integral in energy and time  
 168 of the flux upper limit with an assumed energy spectrum proportional to  $E_\nu^{-2}$   
 169 from 10 GeV to 10 PeV. The limits are calculated according to the classical  
 170 (frequentist) method for upper limits [15].

171 The performance of the time-dependent analysis was computed by applying  
 172 this unbinned algorithm for a single source assuming a single square-shape flare  
 173 with a width varying from 0.01 days to 84 days. The solid line in Figure 5 shows  
 174 the average number of events required for a discovery from one source located  
 175 at a declination of  $-40^\circ$  as a function of the width of the flare. The numbers  
 176 in the black line are compared to that obtained without using the timing  
 177 information (dashed line). The flare timing information yields an improvement  
 178 of the discovery potential by about a factor 2-3 with respect to a standard  
 179 time-integrated point source search [14].

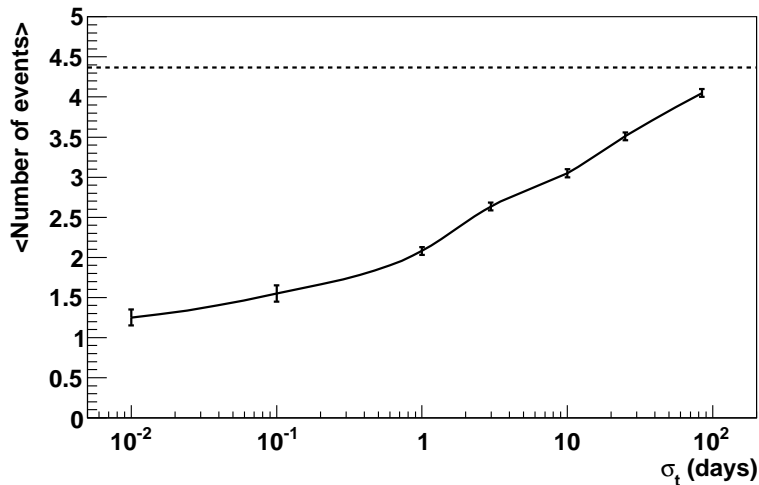


Fig. 5. Average number of events (solid line) required for a  $5\sigma$  discovery (50 % probability) from a single source located at a declination of  $-40^\circ$  as a function of the width of the flare period ( $\sigma_t$ ) for the 60.8 day analysis. These numbers are compared to that obtained without using the timing information (dashed line).

## 180 4 Search for Neutrino Emission from Gamma-Ray Flares

181 The time-dependent analysis was applied to bright and variable Fermi blazar  
 182 sources reported in the first-year Fermi LAT catalogue [16] and in the LBAS  
 183 catalogue (LAT Bright AGN sample [17]). Sources were selected in the sky vis-

184 ible to ANTARES and that had at least one day binned gamma-ray flux in the  
185 high state periods greater than  $80 \times 10^{-8}$  photons  $\text{cm}^{-2} \text{s}^{-1}$  above 100 MeV and  
186 showed significant time variability on time scales of days to weeks in the stud-  
187 ied time period. A source is assumed variable in the LBAS catalogue when the  
188 observation has a probability of less than 1 % of being a steady source. This list  
189 includes six flat-spectrum radio quasars and four BL-Lacs. Only four bright  
190 and nearby sources in the considered sample, PKS2155-304 [18], PKS1510-  
191 089 [19], 3C279 [20] and WComae [21], have been detected by the ground  
192 Cherenkov telescopes HESS, MAGIC or VERITAS. Table 1 lists the charac-  
193 teristics of the ten selected sources.

Name	OFGL name	Class	RA [°]	Dec [°]	Redshift
PKS0208-512	J0210.8-5100	FSRQ	32.70	-51.2	1.003
AO0235+164	J0238.6+1636	BLLac	39.65	16.61	0.940
PKS0454-234	J0457.1-2325	FSRQ	74.28	-23.43	1.003
OJ287	J0855.4+2009	BLLac	133.85	20.09	0.306
WComae	J1221.7+28.14	BLLac	185.43	28.14	0.102
3C273	J1229.1+0202	FSRQ	187.28	2.05	0.158
3C279	J1256.1-0548	FSRQ	194.03	-5.8	0.536
PKS1510-089	J1512.7-0905	FSRQ	228.18	-9.09	0.36
3C454.3	J2254.0+1609	FSRQ	343.50	16.15	0.859
PKS2155-304	J2158.8-3014	BLLac	329.70	-30.24	0.116

Table 1

List of bright variable Fermi blazars selected for this analysis [17].

194 The light curves published on the Fermi web page for the monitored sources [22]  
195 are used for this analysis. They correspond to the one-day binned time evolu-  
196 tion of the average gamma-ray flux above a threshold of 100 MeV since August  
197 2008. The high state periods are defined using a simple and robust method  
198 based on three main steps. Firstly, the baseline is determined with an iterative  
199 linear fit. After each fit, bins more than two sigma ( $\sigma_{BL}$ ) above the baseline  
200 (BL) are removed. Secondly, seeds for the high state periods are identified by  
201 searching for bins significantly above the baseline according to the criteria:

$$(F - \sigma_F) > (BL + 2 * \sigma_{BL}) \text{ and } F > (BL + 3 * \sigma_{BL}) \quad (2)$$

202 where  $F$  and  $\sigma_F$  represent the flux and the uncertainty on this flux for each  
203 bin, respectively. For each seed, the adjacent bins for which the emission is  
204 compatible with the flare are added if they satisfy:  $(F - \sigma_F) > (BL + \sigma_{BL})$ .  
205 Finally, an additional delay of 0.5 days is added before and after the flare in

206 order to take into account that the precise time of the flare is not known (1-day  
 207 binned light curve). With this definition, a flare has a width of at least two  
 208 days. Figure 6 shows the time distribution of the Fermi LAT gamma-ray light  
 209 curve of 3C454.3 for almost two years of data and the corresponding selected  
 210 high state periods. With the hypothesis that the neutrino emission follows the  
 211 gamma-ray emission, the signal time PDF is simply the normalized light curve  
 212 of only the high state periods. The third column of Table 2 lists the flaring  
 213 periods for the ten sources found from September to December 2008.

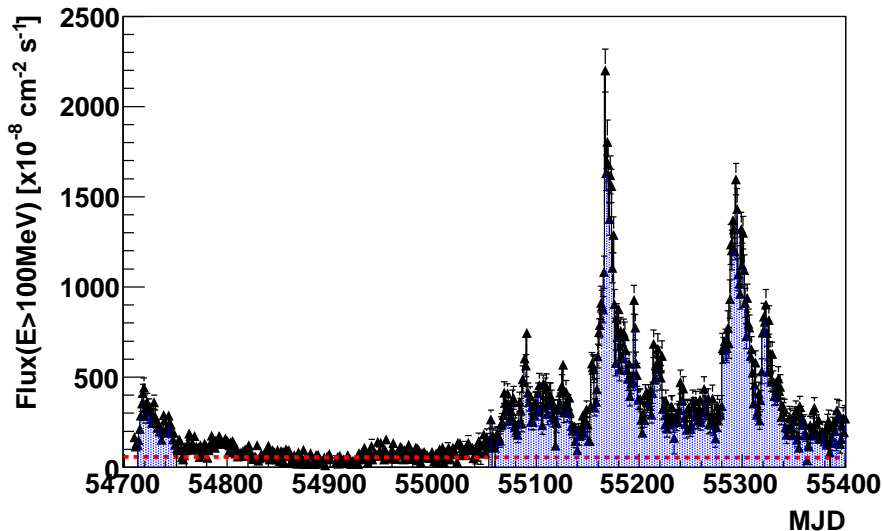


Fig. 6. Gamma-ray light curve (black points) of the blazar 3C454.3 measured by the LAT instrument onboard the Fermi satellite above 100 MeV for almost two years of data. The shaded histogram (blue) indicates the high state periods. The dashed line (red) represents the fitted baseline.

214 The results of the search for coincidences between flares and neutrinos are  
 215 listed in Table 2. For nine sources, no coincidences are found. For 3C279, a  
 216 single high-energy neutrino event is found in coincidence during a large flare  
 217 in November 2008. Figure 7 shows the time distribution of the Fermi gamma-  
 218 ray light curve of 3C279 and the time of the coincident neutrino event. This  
 219 event was reconstructed with 89 hits distributed on ten lines with a track  
 220 fit quality  $\Lambda = -4.4$ . The particle track direction is reconstructed at  $0.56^\circ$   
 221 from the source location. The pre-trial p-value is 1.0 %. However, the post-  
 222 trial probability computed taking into account the ten searches is 10 %; this  
 223 occurrence is thus compatible with a background fluctuation. In the absence  
 224 of a discovery, upper limits on the neutrino fluence were computed and are  
 225 shown in the last column of Table 2.

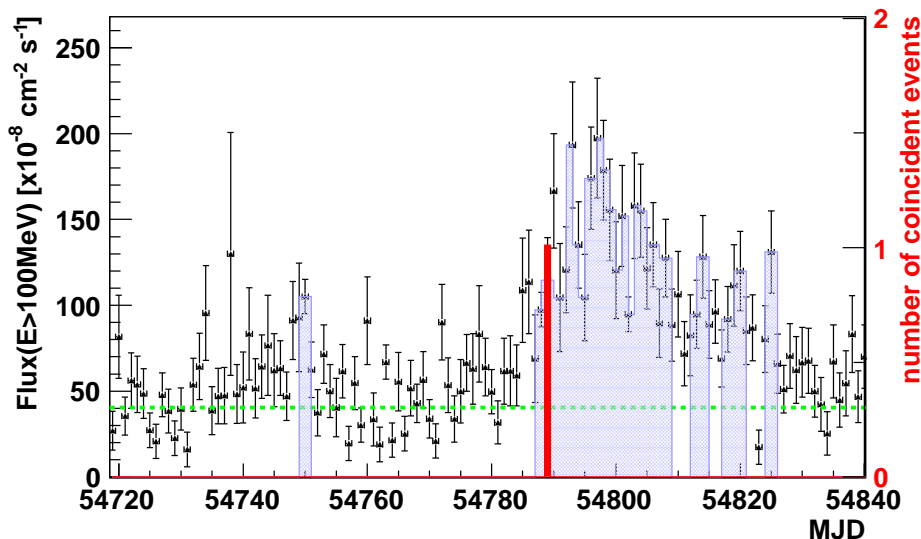


Fig. 7. Gamma-ray light curve (dots) of the blazar 3C279 measured by the LAT instrument onboard the Fermi satellite above 100 MeV. The light shaded histogram (blue) indicates the high state periods. The dashed line (green) corresponds to the fitted baseline. The red histogram displays the time of the associated ANTARES neutrino event.

## 226 5 Summary

227 This paper presents the first time-dependent search for cosmic neutrinos using  
 228 the data taken with the full twelve line ANTARES detector during the last four  
 229 months of 2008. For variable sources, time-dependent point searches are much  
 230 more sensitive than time-integrated searches due to the large reduction of the  
 231 background. This search was applied to ten very bright and variable Fermi  
 232 LAT blazars. One neutrino event was detected in time/direction coincidence  
 233 with the gamma-ray emission in only one case, for a flare of 3C279 in November  
 234 2008, with a post-trial probability of 10 %. Upper limits were obtained on the  
 235 neutrino fluence for the ten selected sources.

## 236 6 Acknowledgments

237 The authors acknowledge the financial support of the funding agencies: Cen-  
 238 tre National de la Recherche Scientifique (CNRS), Commissariat à l'énergie  
 239 atomique et aux énergies alternatives (CEA), Agence National de la Recherche  
 240 (ANR), Commission Européenne (FEDER fund and Marie Curie Program),  
 241 Région Alsace (contrat CPER), Région Provence-Alpes-Côte d'Azur, Dépar-  
 242 tement du Var and Ville de La Seyne-sur-Mer, France; Bundesministerium

Source	Vis	timePDF(MJD-54000)	LT	N( $5\sigma$ )	$N_{obs}$	Fluence U.L.
PKS0208-512	1.0	712-5,722-4,745-7, 750-2,753-7,764-74, 820-2	8.8	4.5	0	2.8
AO0235+164	0.41	710-33,738-43,746-64, 766-74,785-7,805-8, 810-2	24.5	4.3	0	18.7
PKS1510-089	0.55	716-9,720-5,726-35, 788-90,801-3	4.9	3.8	0	2.8
3C273	0.49	714-6,716-8,742-5	2.4	2.5	0	1.1
3C279	0.53	749-51,787-809, 812-5,817-21,824-6	13.8	5.0	1	8.2
3C454.3	0.41	713-51,761-5,767-9, 784-801	30.8	4.4	0	23.5
OJ287	0.39	733-5,752-4,760-2, 768-70,774-6,800-2, 814-6	4.3	3.9	0	3.4
PKS0454-234	0.63	743-5,792-6,811-3	6.0	3.3	0	2.9
WComae	0.33	726-9,771-3,790-2, 795-7,815-7	3.9	3.8	0	3.6
PKS2155-304	0.68	753-5,766-8,799-801, 828-30	3.1	3.7	0	1.6

Table 2

Results of the search for neutrino emission in the ten selected sources. The meaning of the columns is the following: Vis: fraction of the time the source is visible at the ANTARES location; timePDF: high state periods of the light curve; LT: corresponding ANTARES live time in days; N( $5\sigma$ ): averaged number of events required for a  $5\sigma$  discovery (50 % probability);  $N_{obs}$ : number of observed events in time/angle coincidence with the gamma-ray emission. Fluence U.L.: Upper limit (90 % C.L.) on the neutrino fluence in  $\text{GeV cm}^{-2}$ .

243 für Bildung und Forschung (BMBF), Germany; Istituto Nazionale di Fisica  
244 Nucleare (INFN), Italy; Stichting voor Fundamenteel Onderzoek der Materie  
245 (FOM), Nederlandse organisatie voor Wetenschappelijk Onderzoek (NWO),  
246 the Netherlands; Council of the President of the Russian Federation for young  
247 scientists and leading scientific schools supporting grants, Russia; National

248 Authority for Scientific Research (ANCS), Romania; Ministerio de Ciencia  
249 e Innovación (MICINN), Prometeo of Generalitat Valenciana and MultiDark,  
250 Spain. We also acknowledge the technical support of Ifremer, AIM and Foselev  
251 Marine for the sea operation and the CC-IN2P3 for the computing facilities.

## 252 References

- 253 [1] Becker, J.K. 2008, *Phys. Rep.*, 458, 173.
- 254 [2] Urry, C.M., Padovani, P. 1995, *PASP*, 107, 803.
- 255 [3] Bloom, S.D., Marscher A.P. 1996, *ApJ*, 461, 657; Maraschi, L., Ghisellini, G.,  
256 Celotti, A. 1992, *ApJL*, 397, L5; Dermer C.D., Schlickeiser R. 1993, *ApJ*, 416,  
257 458; Sikora, M., Begelman, M. C., Rees, M. J. 1994, *ApJ*, 421, 153.
- 258 [4] Gaisser, T.K., Halzen, F., Stanev, T. *Phys. Rep.* 258 (1995) 173; Learned, J.G.,  
259 Mannheim, K. *Ann. Rev. Nucl. Part. Sci.* 50 (2000) 679; Halzen, F., Hooper, D.  
260 *Rep. Prog. Phys.* 65 (2002) 1025; Neronov, A., Ribordy, M. 2009, *Phys.Rev.*,  
261 D80, 083008; Böttcher, M. 2007, *astrophys. space Sci.*, 309, 95.
- 262 [5] Abdo, A.A. *et al.* 2010, *ApJ*, 722, 520.
- 263 [6] Ageron, M. *et al.*, *Nucl. Instrum. Meth.* A656 (2011) 11.
- 264 [7] Amram, P. *et al.*, *Nucl. Instrum. Meth.* A484 (2002) 369.
- 265 [8] Aguilar, J.A. *et al.*, *Nucl. Instrum. Meth.* A570 (2007) 107.
- 266 [9] Aguilar, J.A. *et al.*, *Astropart. Phys.* 34 (2011) 539.
- 267 [10] Agrawal, V., Gaisser, T.K., Lipari, P. and Stanev, T. *Phys. Rev.* D53 (1996),  
268 1314.
- 269 [11] Becherini, Y., Margiotta, A., Sioli, M., Spurio, M. *Astropart. Phys.* 25 (2006)  
270 1; Carminati, G., Bazzotti, M., Margiotta, A., Spurio, M. *Comp. Phys. Comm.*  
271 179 (2008) 915.
- 272 [12] Aguilar, J.A. *et al.*, *Astropart. Phys.* 23 (2005) 131.
- 273 [13] Heijboer, A.  
274 <http://antares.in2p3.fr/Publications/thesis/2004/Aart-Heijboer-phd.pdf>, PhD  
275 thesis, Universiteit van Amsterdam, Amsterdam, The Netherlands.
- 276 [14] Adrián-Martínez, S. *et al.*, *ApJL* 2011 accepted, astro-ph.HE/1108.0292v1.
- 277 [15] Neyman, J. 1937, *Phil. Trans. Royal Soc. London, Series A*, 236, 333.
- 278 [16] Abdo, A. A. *et al.* 2010, *ApJS*, 188, 405.
- 279 [17] Abdo, A. A. *et al.* 2010, *ApJ*, 715, 429.

- 280 [18] Aharonian, F. *et al.*, A&A 430 865-875 (2005).
- 281 [19] Wagner, S. *et al.*, HEAD 2010 27.06.
- 282 [20] Albert, J. *et al.*, 2008a, Science, 320, 1752.
- 283 [21] Acciari, V.A. *et al.*, 2008 ApJ 684 73-77.
- 284 [22] Monitored source list, <http://fermi.gsfc.nasa.gov/ssc/data/access/lat/>