

Spin vector and shape of (6070) Rheinland and their implications

David Vokrouhlický

Institute of Astronomy, Charles University, V Holešovičkách 2, CZ–18000 Prague 8,
Czech Republic, E-mail: vokrouhl@cesnet.cz

Josef Ďurech

Institute of Astronomy, Charles University, V Holešovičkách 2, CZ–18000 Prague 8,
Czech Republic

David Polishook

Department of Particle Physics and Astrophysics, Weizmann Institute of Science, Rehovot
76100, Israel

Yurij N. Krugly

Institute of Astronomy, Karazin Kharkiv National University, Sumska 35, Kharkiv 61022,
Ukraine

Ninel N. Gaftonyuk

Crimean Astrophysical Observatory, Simeiz Department, Simeiz 98680, Ukraine

Otabek A. Burkhonov

Ulugh Beg Astronomical Institute, Uzbek Academy of Sciences, Astronomicheskaya 33,
Tashkent 100052, Uzbekistan

Shukhrat A. Ehgamberdiev

Ulugh Beg Astronomical Institute, Uzbek Academy of Sciences, Astronomicheskaya 33,
Tashkent 100052, Uzbekistan

Rivkat Karimov

Ulugh Beg Astronomical Institute, Uzbek Academy of Sciences, Astronomicheskaya 33,
Tashkent 100052, Uzbekistan

Igor E. Molotov

Keldysh Institute of Applied Mathematics, RAS, Miusskaya sq. 4, Moscow 125047, Russia

Petr Pravec

Astronomical Institute, Czech Academy of Sciences, Fričova 298, CZ–251 65 Ondřejov,
Czech Republic

Kamil Hornoch

Astronomical Institute, Czech Academy of Sciences, Fričova 298, CZ–251 65 Ondřejov,
Czech Republic

Peter Kušnirák

Astronomical Institute, Czech Academy of Sciences, Fričova 298, CZ–251 65 Ondřejov,
Czech Republic

Julian Oey

Leura Observatory, 94 Rawson Pde., Leura, NSW, Australia

Adrián Galád

Modra Observatory, Comenius University, Bratislava SK-84248, Slovakia

Jindřich Žižka

Institute of Astronomy, Charles University, V Holešovičkách 2, CZ–18000 Prague 8,
Czech Republic

Received _____; accepted _____

Prepared for AJ

ABSTRACT

Main belt asteroids (6070) Rheinland and (54827) 2001 NQ8 belong to a small population of couples of bodies which reside on very similar heliocentric orbits. Vokrouhlický & Nesvorný (2008, AJ 136, 280) promoted a term “asteroid pairs”, pointing out their common origin within the past tens to hundreds of ky. Previous attempts to reconstruct the initial configuration of Rheinland and 2001 NQ8 at the time of their separation have led to the prediction that Rheinland’s rotation should be retrograde. Here we report extensive photometric observations of this asteroid and use the lightcurve inversion technique to directly determine its rotation state and shape. We confirm the retrograde sense of rotation of Rheinland, with obliquity value constrained to be $\geq 140^\circ$. The ecliptic longitude of the pole position is not well constrained as yet. The asymmetric behavior of Rheinland’s lightcurve reflects a sharp, near-planar edge in our convex shape representation of this asteroid. Our calibrated observations in the red filter also allow us to determine $H_R = 13.68 \pm 0.05$ and $G = 0.31 \pm 0.05$ values of the H-G system. With the characteristic color index $V - R = 0.49 \pm 0.05$ for the S-type asteroids, we thus obtain $H = 14.17 \pm 0.07$ for the absolute magnitude of (6070) Rheinland. This a significantly larger value than previously obtained from analysis of the astrometric survey observations. We next use the obliquity constraint for Rheinland to eliminate some degree of uncertainty in the past propagation of its orbit. This is because the sign of the past secular change of its semimajor axis due to the Yarkovsky effect is now constrained. Determination of the rotation state of the secondary component, asteroid (54827) 2001 NQ8, is the key element in further constraining the age of the pair and its formation process.

Subject headings: minor planets, asteroids: general

1. Introduction

Pairs of asteroids residing on very similar heliocentric orbits were recently discovered in the Hungaria population and in the main belt (e.g., Vokrouhlický & Nesvorný 2008; Pravec & Vokrouhlický 2009; Milani et al. 2010). The orbits of components in a pair, often too similar to be a random fluke in the background population of asteroids, suggests a common origin. Indeed, by backward integration of orbits of paired asteroids, we were able to identify, for most cases, specific epochs in the past tens to hundreds of kys when the two components become very close to each other. These close encounters were interpreted as formation events of the pairs during which the two components gently separated from a common parent body.

Asteroid pairs thus share some fundamental properties with the related asteroid families, the similarity being the most apparent for the very young families (e.g., Nesvorný et al. 2006; Nesvorný & Vokrouhlický 2006; Vokrouhlický & Nesvorný 2011): notably, members in both pairs and families arise as fragments from a disintegrated parent asteroid. However, it has been unclear whether they also share a common formation process. Indeed, while the larger asteroid families are obviously of collisional origin, Vokrouhlický & Nesvorný (2008) have discussed several other putative formation processes for the asteroid pairs. The hunt for identification of the formation process of the asteroid pairs motivated Pravec et al. (2010) to conduct photometric observations of the primary (larger) components in numerous pairs. Their main results can be summarized as follows: (i) there is a strong correlation between the rotation period of the primary component and mass ratio of the two asteroids in the pair, and (ii) there is a lack of pairs with mass ratio of the two asteroids larger than $\simeq 0.2$. The asymptotic behavior of (i) above is as follows: in pairs where one component is much smaller than the other, the primaries systematically rotate very fast (near the rotation fission barrier observed for solitary asteroids; e.g., Pravec

et al. 2002), whereas in pairs that have a smaller mass ratio between the larger and smaller components, the primaries systematically rotate very slow. These observations convincingly demonstrate that most of the asteroid pairs were formed by rotational fission rather than catastrophic (collisional) breakup of the parent body (cf. Pravec et al. 2010). The YORP effect¹ has been suggested as the underlying physical mechanism that brought the parent body rotation to the fission limit.

To further characterize the principal formation process of the asteroid pairs, it is important to both (i) continue observations of parameters of the whole population, and (ii) also characterize selected pairs as precisely as possible. This work goes along the (ii) line. Already Vokrouhlický & Nesvorný (2008) recognized that the pair of asteroids (6070) Rheinland and (54827) 2001 NQ8 is somewhat exceptional among other known pairs since it allows the most precise determination of its age. This is because the age is young, $\simeq 17$ kyr only, and the two asteroids are large enough such that effects of both dynamical chaos and thermal forces are minimized in their past orbital evolution. Vokrouhlický & Nesvorný (2009) extended and substantiated the previous work by taking into account also mutual gravitational forces of the two components in the initial phase of their separation. Statistical analysis of the angle between the angular momenta of the heliocentric orbital motion of Rheinland and the mutual motion of the two components at their separation let these authors to conjecture that Rheinland’s rotation should be preferentially retrograde rather than prograde. In this paper we probe this conjecture by direct determination of Rheinland’s pole orientation (§ 2 and 3). Using this information, we revisit determination of the age for this pair by backward tracking of its components’ orbits into the past (§ 4).

¹The YORP effect is due to torques of scattered sunlight on the asteroid surface, as well as those due to the thermal radiation of the body itself (e.g., Bottke et al. 2002, 2006).

2. Observations

Previous photometry of Rheinland, from its favorable opposition in 2009, has been reported in the Supplementary materials of Pravec et al. (2010). In this paper, we report additional observations from three oppositions in 2008, 2009 and 2010-2011. Altogether we thus present 34 lightcurves whose observation details, such as the aspect data, heliocentric and observer distances, and observing stations are given in Table 1. A more detailed information about the telescopes and data reduction procedures could be found in the Supplementary materials of Pravec et al. (2010).

The data from 2008 are limited, yet they are important for our modeling because they offer a new viewing geometry and help constraining the precise value of the sidereal rotation period. The data from the 2009 opposition are very numerous, reach up to 28° phase angles before and after opposition and cover an interval of 4 months. This is because during the opposition in September 2009 the asteroid was close to perihelion of its orbit and thus was quite bright, up to magnitude 15 in visible band. The data from 2010-2011 opposition are fewer, because of fainter brightness, still they cover an interval of nearly 4 months too. They are less symmetrically distributed about the opposition in March 2011, with less observations before and more observation after the opposition. The sufficiently long periods of time covered by observations in 2009 and 2010-2011 allow an unambiguous link of the data and provide a unique solution for the rotation period. During the 2009 and 2010-2011 oppositions, the geocentric ecliptic latitudes of the asteroid were different which suitably provides complementary aspects of view. However, due to a small inclination of Rheinland's orbit with respect to the ecliptic, this latitude difference of the observations was still rather small. As a result, determination of Rheinland's rotation pole longitude is problematic and has larger uncertainty (§ 3).

Most of the data are on relative magnitude scales, either in clear or R filters, but the

three nights taken from Ondřejov in February and March 2011 were absolutely calibrated in the Cousins R system using Landolt standard stars. Using the parametrization of the phase function as described by the H-G system (e.g., Bowell et al. 1989), we derived the best fit values for the absolute R magnitude $H_R = 13.68$ and the slope parameter $G = 0.31$. Their formal errors, estimated accounting for uncertainties of the absolute calibrations, are 0.02 and 0.03, respectively. A systematic error of absolute magnitude estimated using the H-G function can be ~ 0.05 mag (see Harris 1991); we adopt this larger uncertainty for our estimated H_R . The absolute magnitude H_R is that of the mean value over the lightcurve cycle. Assuming $V - R = 0.49 \pm 0.05$, which is the mean color index for S-type asteroids (e.g., Shevchenko & Lupishko 1998) that predominate in the inner main belt where Rheinland is located, we estimated its absolute V magnitude $H = 14.17 \pm 0.07$. Interestingly, this value is significantly larger than $H = 13.6$ given by the MPC database or $H = 13.7$ given by the AstDyS database (both use data from astrometric surveys). This example shows importance of the dedicated and accurate photometry in specific projects like analysis of the asteroid pairs.

3. Pole and Shape of Rheinland

We used the lightcurve inversion method of Kaasalainen & Torppa (2001) and Kaasalainen et al. (2001) to derive Rheinland’s shape, sidereal rotation period and spin axis direction from the available data described in § 2.² We assume the body rotates about the shortest axis of the inertia tensor which is fixed in the inertial space. This is because

²The whole dataset of observations, parameters of the shape model and further information is available from the DAMIT database at <http://astro.troja.mff.cuni.cz/projects/asteroids3D/web.php> (see also Āurech et al. 2010).

(i) Fourier analysis of the individual lightcurves from different nights were sufficiently well fitted with a single rotation period and its overtones (due to irregular shape),³ and (ii) gravitational and radiative torques can change the spin state only on much longer timespan than the 4 years between the first and the last observations. The Fourier fits of the individual lightcurves were also used to estimate statistical uncertainty of the individual measurements, a task which is characteristically murky for the asteroid photometry. This is because number of systematic sources of errors may prevent assignment of a clean, Gaussian-type uncertainty to the measurements. Still, we are thus able to discriminate between data with a very low scatter of the neighboring measurements from those with large scatter of the neighboring measurements, and assign appropriate relative weights to the data. We also assume a convex shape represented with a polyhedron of a certain number (typically hundreds to thousands) of surface facets whose areas are given by the exponential representation described in Kaasalainen & Torppa (2001). We only consider a combination of the Lommel-Seeliger and Lambert scattering of the sunlight on the surface of the asteroid. The method seeks to adjust free parameters in order to minimize a target function of a χ^2 -type.⁴

³In fact, our observations confirm that (6070) Rheinland is very close to the principal axis rotation mode, which is by itself an interesting result. Note that a characteristic timescale to damp a tumbling state is about 1 My for this body (see, e.g., Harris 1994), while the age of the Rheinland-2001 NQ8 pair is much younger (§ 4). This implies that the disruption process that has led to this pair formation was very gentle and did not excite Rheinland’s rotation. Actually, the same conclusion holds also for many primaries in sub-My old pairs analysed by Pravec et al. (2010).

⁴We have $\chi^2 = \frac{1}{N-M} \sum_{i=1}^N (O - C)_i^2 / \sigma_i^2$, where N is the total number of observations and M is the number of solved-for parameters of the model, σ_i their estimated uncertainty from the analysis of observations scatter about Fourier representation of the individual lightcurves,

Our best-fit solution has sidereal rotation period $P = 4.27371$ hr and rotation pole at $(\lambda, \beta) = (4^\circ, -76^\circ)$, where λ and β are ecliptic longitude and latitude. Figure 1 shows a sample of lightcurve data compared to the model. The pole position is, however, not strongly constrained and using the longitude-latitude parametrization we cannot simply assign some formal uncertainties. Rather, we show in Figure 2 a whole-sky map of the χ^2 values for individually best-fitted shape models. Since the χ^2 values were normalized by number of degrees of freedom, the solutions with $\chi^2 \simeq 1$ would formally match the data in a statistical sense. However, we recall that the photometric observation uncertainties may not strictly-speaking obey the Gaussian statistics and that also systematic and modeling errors are important. For these reasons, the globally best-fit solution has $\chi^2 = 1.6$. To make the best-fit solution statistically acceptable, we would have to increase the formal errors of the measurements by about 25%. The χ^2 -isocontour shown in Figure 2 corresponds to solutions with 10% larger χ^2 value than the global minimum (i.e., $\chi^2 \simeq 1.8$), which we consider still admissible. Because in our case $N \simeq 1750$ and the number of parameters $M \simeq 100$, the number of degrees of freedom is $\nu = N - M \simeq 1650$, and the 10% increase of χ^2 corresponds to about 3σ interval of the χ^2 distribution with ν degrees of freedom.⁵ We consider solutions with $\chi^2 > 1.8$ values to be inadmissible, as, indeed, they show too large inconsistencies between the observed and computed magnitudes. Adopting this approach to the estimation of the uncertainty of our model, we may conclude that the ecliptic longitude of Rheinland’s pole is not well constrained yet, but the ecliptic latitude must be smaller than $\simeq -50^\circ$. With only very small inclination of the orbit with respect to the ecliptic plane (its proper

and $(O - C)_i$ is the difference between the observed and computed brightness. For relative photometry, the lightcurves can be arbitrarily shifted on the magnitude scale.

⁵The χ^2 distribution with ν degrees of freedom has mean ν and variance 2ν (e.g., Press et al. 2007).

value is $\sim 2.18^\circ$), our result thus implies that the obliquity ε of Rheinland’s pole is $\geq 140^\circ$, with the best-fit solution value of $\simeq 165^\circ$. Rotation period solutions of Rheinland within the admissible zone differ by at most $\simeq 2 \times 10^{-5}$ hr. We can thus consider this value as a realistic uncertainty of our solution for the sidereal rotation period for (6070) Rheinland.

The best-fit shape of Rheinland is shown in Figure 3. The convex representation with 2038 surface facets is shown at the top panels. Panels at bottom show, for sake of interest, a non-convex model which has basically the same χ^2 value as the convex-shape solution. In general, the photometry of main belt asteroids, such as Rheinland, cannot unambiguously reveal non-convex features of their surface (e.g., Āurech & Kaasalainen 2003). The leftmost and rightmost views on Figure 3 indicate that our shape model of Rheinland has a sharp, planar-like edge. While the lightcurve dataset is still not very abundant, and our shape modeling may thus have its limitations, we note that this feature is correlated with the observed steep lightcurve decreases (see, e.g., near the phase 0.8 at the right and top panel on Figure 1) and cannot be entirely artificial. It is tempting to hypothesize, that this feature may correspond to the surface zone where the secondary component 2001 NQ8 separated from the parent body of this pair. Further photometric observations of Rheinland are important not only to shrink the persisting uncertainty in the pole position, but also to confirm this interesting surface feature. Unfortunately, the next favorable opposition which will provide novel viewing geometry on the asteroid, and the target will be bright enough, starts only in November 2013 and lasts till January 2014.

4. Implications and Discussion

The above obtained constraint of the pole orientation for (6070) Rheinland may help us to refine determination of its age using backward integration of orbits of the two components in this pair. This is because the known obliquity importantly constrains the

value of Yarkovsky effect, one of the two factors that limit our ability of an accurate (deterministic) orbital reconstruction in the past.

4.1. Backward Orbital Integrations

Detailed description of the age determination of a given pair of asteroids using backward integration of their orbits was given by Vokrouhlický & Nesvorný (2008, 2009). Here we only outline the main features of the approach, especially if relevant to findings in this paper.

The currently best-fit osculating orbits of both (6070) Rheinland (primary) and (54827) 2001 NQ8 (secondary), derived from the available astrometric observations, are given in Table 2. These data were taken from AstDyS database provided by University of Pisa (see <http://newton.dm.unipi.it/orbfit/>). Both orbits are fairly well constrained at a comparable level, reflecting that both asteroids have been observed over many oppositions and hundreds of astrometric measurements are available for each of them. Table 2 gives information about the uncertainty of the six orbital osculating elements \mathbf{E} , but the complete solution obviously provides also the full covariance matrix Σ of the orbital fit, from which mutual correlations can be derived. While these correlations are only moderately significant, with the largest correlation of $\sim 80\%$ between the semimajor axis and longitude in orbit solutions, it is important to take them into account. Based on this information, we construct probability density distribution $p(\mathbf{E}) \propto \exp[-\frac{1}{2}\Delta\mathbf{E} \cdot \Sigma \cdot \Delta\mathbf{E}]$ (e.g., Milani & Gronchi 2010), where $\Delta\mathbf{E} = \mathbf{E} - \mathbf{E}^*$ with \mathbf{E}^* the best-fit orbital values given in Table 2. All solutions \mathbf{E} with high-enough value of $p(\mathbf{E}) \geq C$, where C is related to a given confidence level, are statistically equivalent and thus we cannot consider \mathbf{E}^* as the only orbital realization of either primary or secondary components in our pair of asteroids. Choosing a number of orbits which will represent each of the asteroids in our numerical simulation,

we used $p(\mathbf{E})$ to determine their initial orbital values \mathbf{E} . We call these different initial orbital realizations geometrical clones. The geometrical clones occupy a six-dimensional ellipsoid in the \mathbf{E} -space, or –after an appropriate transformation– a six-dimensional ellipsoid region in the Cartesian space of heliocentric positions and velocities. When restricted to a three-dimensional space of heliocentric positions, the geometrical clones occupy a three-dimensional ellipsoid region with the longest axis approximately 200 km and 400 km for the primary and secondary components in the Rheinland-2001 NQ8 pair. This shows how tightly constrained are both orbits at the initial epoch. For sake of comparison with our convergence efforts described below, we note that the size of both uncertainty ellipsoids today is smaller than the radius of the Hill sphere of influence of the primary (Rheinland) component (approximately 1000 km).

When propagated backward in time, the region occupied by geometric clones extends. In the case of Rheinland-2001 NQ8 pair, and over the relevant $\simeq 17.2$ kyr timescale of its age, this extension is basically a simple stretching in the along-track direction by the Keplerian shear of initial orbits with slightly different values of the semimajor axis (in angular terms, the uncertainty translates to about $\pm 0.02^\circ$ uncertainty in the longitude of orbit). This is because the orbits are not affected by any of the major resonances. So while the short axes of the uncertainty ellipsoid only slightly increase with respect to its initial size, the long axis stretches to about 3×10^5 km some $\simeq 17.2$ kyr ago. This represents about 300 times the radius of the Hill sphere of influence of Rheinland.

This uncertainty is very small and would have allowed even more precise age determination of the pair if there were not for the second source of the uncertainty in the past ephemerides for both components. This latter effect is due to uncertainty in the dynamical model, in particular parameters that influence strength and direction of the thermal accelerations known as the Yarkovsky effect (Bottke et al. 2002, 2006). The main

orbital perturbation by the Yarkovsky effect is a secular change in the semimajor axis, whose magnitude and sign depends on asteroid’s size, surface thermal inertia and rotation state. While the asteroid’s size can be roughly estimated from the absolute magnitude and assumed value of geometric albedo, the surface thermal inertia and rotation state are a priori unknown from astrometric observations. Thermal inertia influences only the magnitude of the effect to a factor which is typically not more than ~ 5 (e.g., Vokrouhlický et al. 2000), however the spin axis obliquity value determines the overall sign of the semimajor axis drift: for prograde-rotating asteroids the semimajor axis increases in time while for the retrograde-rotating asteroids decreases in time. As a result, having been able to constrain Rheinland’s obliquity value, we remove a significant degree in uncertainty in its past orbital evolution. As described in Vokrouhlický et al. (2000), the semimajor axis secular change due to the Yarkovsky effect da/dt directly propagates into a quadratic perturbation in the longitude in orbit. The Yarkovsky effect thus adds additional component to the orbital stretching in the long-track direction, and over the $\simeq 17.2$ kyr timescale it becomes more important than the effect of the initial orbit uncertainty. Using Eq. (30) in Vokrouhlický et al. (2000), we obtain $\pm(0.6^\circ - 0.7^\circ)$ longitude in orbit uncertainty of the Rheinland’s orbit $\simeq 17.2$ kyr ago.⁶ This is $\simeq 30$ times more than the spread of geometrical clones at the same time. Because the Yarkovsky effect magnitude is indirectly proportional to the

⁶We used ~ 3.9 km size estimate from the absolute magnitude determined in § 2 and assumed geometric albedo $\simeq 0.25$, and thermal inertia ~ 200 J/m²/s^{0.5}/K, appropriate mean value for small asteroids of Rheinland’s size (e.g., Delbò et al. 2007). Since we consider an albedo value near the upper limit of the S-type class asteroids of Rheinland’s absolute magnitude, the obtained size is rather an underestimate. As in Vokrouhlický & Nesvorný (2008, 2009) we adopt this conservative approach not to exclude any possible Yarkovsky drift-rates of the semimajor axis from our analysis.

asteroid’s size, the along-track uncertainty is even larger for the secondary component (54827) 2001 NQ8, for which it amounts to $\pm(1.1^\circ - 1.3^\circ)$ longitude in orbit uncertainty. This is again an effect $\simeq 30$ times larger than that produced by the uncertainty of the initial orbital data for this asteroid.

We model the influence of unconstrained Yarkovsky effect by assigning to each geometric clone a spectrum of Yarkovsky accelerations. We call these different orbital variants Yarkovsky clones. To simplify computations, we represent the Yarkovsky acceleration by an empirical transverse acceleration with a magnitude determined by the modeled rate da/dt of the secular change in semimajor axis (e.g., Vokrouhlický & Nesvorný 2008, 2009). We used `SWIFT_MVS` numerical integrator for orbit propagation to the past (e.g., Levison & Duncan 1997) with a fixed timestep of 5 days. Perturbations due to all planets, whose initial data at MJD 55600 were taken from the JPL DE405 ephemerides, are included. The empirical formulation of the thermal forces, as described above, has been added to the code. We propagated 20 geometrical and 30 Yarkovsky clones for both primary and secondary components in the Rheinland-2001 NQ8 pair, so altogether 600 clones for each asteroid, and examined online their mutual distances every 0.25 y during the orbital propagation. Because we had a preliminary knowledge of the age for this pair, we integrated orbits of all clones to 20 kyr in the past. Velocity components of the initial data, both planets and asteroid clones, were reversed and integration timestep was positive. With that setting, the true drift rate values of the semimajor axis are reversed. So, while the obliquity $\geq 140^\circ$ for (6070) Rheinland implies negative value of da/dt , we assigned formally positive da/dt value to the Yarkovsky clones of this asteroid in our backward integration (to prevent confusions, though, we use the true da/dt values in what follows). Because of the unknown value of the surface thermal inertia of Rheinland, we conservatively considered all values da/dt between -5.3×10^{-5} AU/My and 0 (appropriate for this asteroid size, Bottke et al. 2002, 2006). In the case of the secondary component, (54827) 2001 NQ8, we took

Yarkovsky clones with both positive and negative da/dt values. For sake of a more detailed analysis below, we actually ran two simulations, first with 30 clones of 2001 NQ8 and da/dt positive and second with 30 clones of 2001 NQ8 and da/dt negative. The maximum $|da/dt|$ value in this case was 10^{-4} AU/My, because the secondary component in the pair has about half the size of the primary.

As described above, some 17 kyr ago the regions of uncertainty in the past ephemerides occupied by the geometric and Yarkovsky clones of both components the Rheinland-2001 NQ8 pair resemble very elongated ellipsoids in Cartesian space. Their long axes are ~ 4000 times for Rheinland, resp. ~ 15000 times for 2001 NQ8, the estimated Hill sphere of influence of Rheinland which is the quantitative measure of the orbital convergence (see, e.g., Vokrouhlický & Nesvorný 2009). Henceforth only a fraction of propagated clones result in a successful convergence in our numerical experiment. In practice, every 0.25 y step in our propagation we compute relative distance and velocity of each Rheinland’s clone and each 2001 NQ8’s clone. We consider the configuration to be convergent when the clone distance is less than 75% of the instantaneous Hill sphere of Rheinland (typically $\simeq 750$ km) and their relative velocity is less than $\simeq 2$ m/s (i.e., the estimated escape velocity from Rheinland). Examining these convergent cases not only provides a constraint of the age for this pair, but it may also provide additional information such as preference between the Yarkovsky clones of the secondary component, 2001 NQ8, with positive or negative da/dt values.

Figure 4 shows results of our backward tracking of clones for both primary and secondary components in the Rheinland-2001 NQ8 pair. The light gray histogram corresponds to the run where the Yarkovsky clones of 2001 NQ8 had $da/dt < 0$, i.e. the same sign as those of Rheinland. The black histogram corresponds to the run where the Yarkovsky clones of 2001 NQ8 had $da/dt > 0$, i.e. the opposite sign as those of Rheinland.

The former case thus means the rotation of 2001 NQ8 has same (retrograde) sense as that of Rheinland, while the latter case implies the opposite. There are about 15 times more successful convergence solutions in the former case than in the latter. The mean and standard deviation values of the age estimates are 17.2 ± 0.2 kyr for the former case and 16.75 ± 0.15 kyr in the latter case. As it has been suggested above, not all combinations of clones provide convergent configurations: at best, we had $\sim 10^{-3}$ fraction success. Since the long axes of the ellipsoids occupied by clones have been estimated to ~ 4000 , resp. ~ 7500 , Hill spheres of Rheinland,⁷ while the short axes are comparable to the Hill sphere of Rheinland, the $\sim 10^{-3}$ success rate for convergence implies a very small tilt between the long axes of the uncertainty ellipsoids of Rheinland and 2001 NQ8 clones. Indeed, our convergent solutions were always characterized with a very small relative velocity of the order 10 – 30 cm/s, implying very similar orbits (see also Vokrouhlický & Nesvorný 2008, 2009).

4.2. Rotation State of (54827) 2001 NQ8 and Formation Scenario

While we obtained some convergent solutions for the opposite rotation sense of the secondary component 2001 NQ8 as compared to Rheinland, we had an order-of-magnitude more solutions for the same sense of rotation of both components in the pair. If we were to attribute a pure statistical meaning to this difference, we were to conclude that the case of parallel spin orientations of both components in the Rheinland-2001 NQ8 pair is a more likely case. Obviously, such a conclusion is problematic because so far we do

⁷The smaller value of the long axis for clones of 2001 NQ8, as compared to that given above, is because we propagate cases for positive and negative Yarkovsky drift rates in two different simulations.

obtain convergence solution for both spin orientations of 2001 NQ8. It thus appears that determination of the rotation state for 2001 NQ8 is the key element for both better determination of this pair’s age but also for constraining the formation process. Note, for instance, that the $\simeq 5.8764$ hr rotation period of the secondary by itself favors “a prompt ejection scenario” as opposed to “a destabilization of a binary scenario” (see Pravec et al. 2010), but knowing the pole orientation of 2001 NQ8 would provide a much more complete information. The analysis would be eased if it were indeed near-to-parallel with the pole of Rheinland, as hinted here, because the spin-orbit secular resonances do not affect the retrograde rotation states (e.g., Vokrouhlický et al. 2006).

4.3. Future Fate of (6070) Rheinland

While the solution of the rotation state and shape of Rheinland in § 3 is still very limited, we may use it to estimate the value of a secular change in its rotation rate $v = d\omega/dt$ due to the YORP effect. One should take this exercise as an example of interest rather than a true prediction, since the YORP effect have been shown to eventually depend on many unknown or inaccurately known parameters such as the small-scale structures of the asteroid shape (e.g., Statler 2009; Breiter et al. 2009) or inhomogeneities in the density distribution (e.g., Scheeres & Gaskell 2008). Taking thus the best fit solution for Rheinland’s shape and rotation state from § 3 we obtain $v \simeq 10^{-9}$ rad/d². In terms of magnitude, this is about the expected value for an asteroid of its size and heliocentric distance if we appropriately scale the directly detected YORP values for (54509) YORP (e.g., Lowry et al. 2007; Taylor et al. 2007), (1862) Apollo (e.g., Kaasalainen et al. 2007) or (1620) Geographos (e.g., Āurech et al. 2008). The positive sign of v implies the rotation rate of Rheinland is accelerated by the YORP torques, and in $\sim (50 - 100)$ My it may bring its rotation state to the fission limit. Assuming the Rheinland-2001 NQ8 pair was actually

born by rotational fission of a precursor asteroid, this would have been at least the second such event for the same body. While future improved shape solutions for Rheinland, from larger observation datasets, may modify our result, we consider this to be an example of a process that may actually be frequent for small asteroids in the main belt: a sequence of fission events driven by YORP torques that continually erode the body by mass shedding and producing either paired secondaries or binary systems. We note that the estimated timescale above is quite shorter than the collisional lifetime of Rheinland, some ~ 1 Gy according to Bottke et al. (2005). Unfortunately, the small value of ν means that we will not be able to directly measure YORP effect for this asteroid any soon.⁸ One can easily estimate that at least four to five decades with suitably distributed data are necessary for this task.

We thank Alan Harris for his thorough review which improved this paper. This research was supported by Czech Grant Agency (grants 205/08/0064 and 205/09/1107) and the Research Program MSM0021620860 of the Czech Ministry of Education. The work at Modra was supported by the Slovak Grant Agency for Science VEGA, Grant 2/0016/09. We thank A. Marshalkina, M. Ibrakhimov and A. Sergeev for assistance in 2008 and 2010 observations at Maidanak Observatory.

⁸On the other hand, the long timescale for YORP acceleration of Rheinland’s rotation rate is fortunate, since the currently observed rotation rate of Rheinland is the same as at the moment of separation. So the observed rotation periods of primaries of the pairs directly probe the separation process of components in the asteroid pairs (Pravec et al. 2010).

REFERENCES

- Bottke, W. F., Vokrouhlický, D., Rubincam, D. P., & Brož, M. 2002, in *Asteroids III*, ed. W. F. Bottke et al. (Tucson: University of Arizona Press), 395
- Bottke, W. F., Vokrouhlický, D., Rubincam, D. P., & Nesvorný, D. 2006, *Ann. Rev. Earth Planet. Sci.*, 34, 157
- Bottke, W. F., Durda, D. D., Nesvorný, D., Jedicke, R., Morbidelli, A., Vokrouhlický, D., & Levison, H. F. 2005, *Icarus*, 179, 63
- Bowell, E., Hapke, B., Domingue, D., Lumme, K., Peltoniemi, J., & Harris, A. W., in *Asteroids II*, ed. M. S. Matthews et al. (Tucson: University of Arizona Press), 524
- Breiter, S., Bartczak, P., Czekaj, M., Oczujda, B., & Vokrouhlický, D. 2009, *A&A*, 507, 1073
- Delbò, M., Dell’Oro, A., Harris, A. W., Mottola, S., & Mueller, M. 2007, *Icarus*, 190, 236
- Ďurech, J., & Kaasalainen, M. 2003, *A&A*, 404, 709
- Ďurech, J., et al. 2008, *A&A*, 489, L2
- Ďurech, J., Sidorin, V., & Kaasalainen, M. 2010, *A&A*, 513, A46
- Harris, A. W. 1991, in *Asteroids, Comets, Meteors 1991*, ed. A. W. Harris & E. Bowell, (Houston: Lunar and Planetary Institute), 85
- Harris, A. W. 1994, *Icarus*, 107, 209
- Kaasalainen, M., & Torppa, J. 2001, *Icarus*, 153, 24
- Kaasalainen, M., Torppa, J., & Muinonen, K. 2001, *Icarus*, 153, 37

- Kaasalainen, M., Ďurech, J., Warner, B. D., Krugly, Y. N., & Gaftonyuk, N. M. 2007, *Nature*, 446, 420
- Levison, H. F., & Duncan, M. J. 1994, *Icarus*, 108, 18
- Lowry, S. C., et al. 2007, *Science*, 316, 272
- Milani, A., & Gronchi, G. F. 2010, *Theory of Orbit Determination*, Cambridge University Press, Cambridge
- Milani, A., Knežević, Z., Novaković, B., & Cellino, A. 2010, *Icarus*, 207, 769
- Nesvorný, D., & Vokrouhlický, D. 2006, *AJ*, 132, 1950
- Nesvorný, D., Vokrouhlický, D., & Bottke, W. F. 2006, *Science*, 312, 1490
- Pravec, P., & Vokrouhlický, D. 2009, *Icarus*, 204, 580
- Pravec, P., Harris, A. W., & Michałowski, T. 2002, in *Asteroids III*, ed. W. F. Bottke et al. (Tucson: University of Arizona Press), 113
- Pravec, P., et al. 2010, *Nature*, 466, 1085
- Press, W. H., Teukolsky, S. A., Vetterling, W. T., & Flannery, B. P. 2007, *Numerical Recipes* (Cambridge University Press, Cambridge)
- Scheeres, D. J., & Gaskell, R. W. 2008, *Icarus*, 198, 125
- Shevchenko, V. G., & Lupishko, D. F. 1998, *Solar System Res.*, 32, 220
- Statler, T. 2009, *Icarus*, 202, 502
- Taylor, P. A., et al. 2007, *Science*, 316, 274
- Vokrouhlický, D., & Nesvorný, D. 2008, *AJ*, 136, 280

Vokrouhlický, D., & Nesvorný, D. 2009, *AJ*, 137, 111

Vokrouhlický, D., & Nesvorný, D. 2011, *AJ*, 142, 26

Vokrouhlický, D., Milani, A., & Chesley, S. R. 2000, *Icarus*, 148, 118

Vokrouhlický, D., Nesvorný, D., & Bottke, W. F. 2006, *Icarus*, 184, 1

Table 1. Aspect data for observations of (6070) Rheinland

Date	r (AU)	Δ (AU)	α (deg)	λ (deg)	β (deg)	Obs.
2008 05 14.9	2.826	1.860	7.5	213.2	3.3	Kh
2008 05 31.7	2.809	1.958	13.5	210.3	2.9	Ma
2008 06 01.7	2.808	1.965	13.8	210.2	2.9	Ma
2009 07 22.0	1.981	1.267	26.4	359.1	-4.6	W1
2009 07 24.0	1.978	1.246	25.9	359.4	-4.7	W1
2009 07 25.0	1.976	1.237	25.7	359.6	-4.7	W1
2009 07 26.0	1.975	1.226	25.5	359.8	-4.7	W1
2009 07 27.0	1.973	1.217	25.3	359.9	-4.8	Kh
2009 07 28.0	1.972	1.208	25.0	0.0	-4.8	Kh
2009 07 32.0	1.965	1.170	24.0	0.5	-5.0	Kh
2009 08 01.9	1.964	1.161	23.7	0.6	-5.1	Kh
2009 08 17.9	1.941	1.032	18.1	1.1	-5.8	W1
2009 08 19.0	1.940	1.024	17.6	1.0	-5.8	Kh
2009 09 20.9	1.905	0.904	3.7	355.7	-6.6	W1
2009 10 20.8	1.888	0.994	18.4	351.1	-5.7	W1
2009 10 23.8	1.887	1.012	19.7	351.0	-5.6	W1
2009 11 17.8	1.886	1.209	27.6	353.4	-4.4	Si
2009 11 18.7	1.887	1.217	27.8	353.6	-4.3	Si
2009 11 20.8	1.887	1.237	28.2	354.1	-4.2	W1
2009 11 22.7	1.888	1.255	28.5	354.5	-4.1	W1
2010 12 13.0	2.621	2.359	22.0	166.5	3.0	Ma
2010 12 17.0	2.629	2.311	21.8	167.2	3.1	Ma
2011 01 08.9	2.670	2.051	18.8	169.1	3.7	Ma
2011 01 09.9	2.672	2.040	18.6	169.1	3.8	Ma

Table 1—Continued

Date	r (AU)	Δ (AU)	α (deg)	λ (deg)	β (deg)	Obs.
2011 02 24.5	2.744	1.761	3.0	162.2	4.7	Oey
2011 02 26.5	2.747	1.761	2.3	161.7	4.7	Oey
2011 02 27.0	2.747	1.761	2.2	161.5	4.7	Ond
2011 03 01.9	2.752	1.763	1.7	160.8	4.8	Mo
2011 03 03.9	2.754	1.765	1.9	160.4	4.8	W1
2011 03 07.8	2.759	1.774	3.1	159.4	4.8	W2
2011 03 08.8	2.761	1.778	3.6	159.0	4.8	Ond
2011 03 28.9	2.787	1.898	11.3	154.8	4.6	Ond
2011 04 01.8	2.791	1.931	12.6	154.4	4.5	W1
2011 04 02.0	2.792	1.932	12.6	154.4	4.5	W2

Note. — The whole dataset of Rheinland’s observations used in our work. All but those from Wise observatory in 2009, which were already reported in the Supplementary materials of Pravec et al. (2010), are new data. The table gives Rheinland’s distance from the Sun r and from the Earth Δ , the solar phase angle α , the geocentric ecliptic coordinates of the asteroid (λ, β) , and the observatory (Mo – Modra Observatory, 0.6 m; Ma - Maidanak Observatory, 1.5 m; Oey - Leura Observatory, 0.35 m; W1 - Wise Observatory, 0.46 m; W2 - Wise Observatory, 1 m; Ond - Ondřejov Observatory, 0.65 m; Kh - Kharkiv Observatory, 0.7 m; Si - Simeiz Observatory, 1 m).

Table 2. Osculating orbital elements, their uncertainties and other parameters of the asteroid pair (6070) Rheinland and (54827) 2001 NQ8.

Asteroid		a (AU)	h	k	p	q	λ (deg)	H (mag)
6070	Rheinland	2.388143165	0.06019115	0.20141467	0.02717789	0.00285789	138.859782	14.17
54827	2001 NQ8	2.388531447	0.06005468	0.20149015	0.02716790	0.00285259	174.303041	15.2
<i>Uncertainty ($\delta a, \delta h, \delta k, \delta p, \delta q, \delta \lambda, \delta H$)</i>								
6070	Rheinland	1.9e-8	7.0e-8	9.0e-8	6.7e-8	8.1e-8	1.0e-5	0.07
54827	2001 NQ8	4.5e-8	1.0e-7	1.3e-7	9.0e-8	1.1e-7	1.7e-5	0.5?

Note. — Osculating orbital elements and their uncertainty are given for epoch MJD 55600 provided by the `OrbFit9` software (<http://newton.dm.unipi.it/orbfit/>). We use heliocentric equinoctical system of non-singular elements as of May 2011: a is the semimajor axis, $(h, k) = e(\sin \varpi, \cos \varpi)$ where e is the eccentricity and ϖ is the longitude of perihelion, $(p, q) = \tan(i/2)(\sin \Omega, \cos \Omega)$ where i is the inclination and Ω is the longitude of node, and $\lambda = \varpi + M$ is the mean longitude in orbit (M is the mean anomaly). Default reference system is that of mean ecliptic of J2000. In the case of the primary component, (6070) Rheinland, we use absolute magnitude H value determined in § 2. In the case of the secondary component, (54827) 2001 NQ8, we adopted the absolute magnitude H value given by the Minor Planet Center.

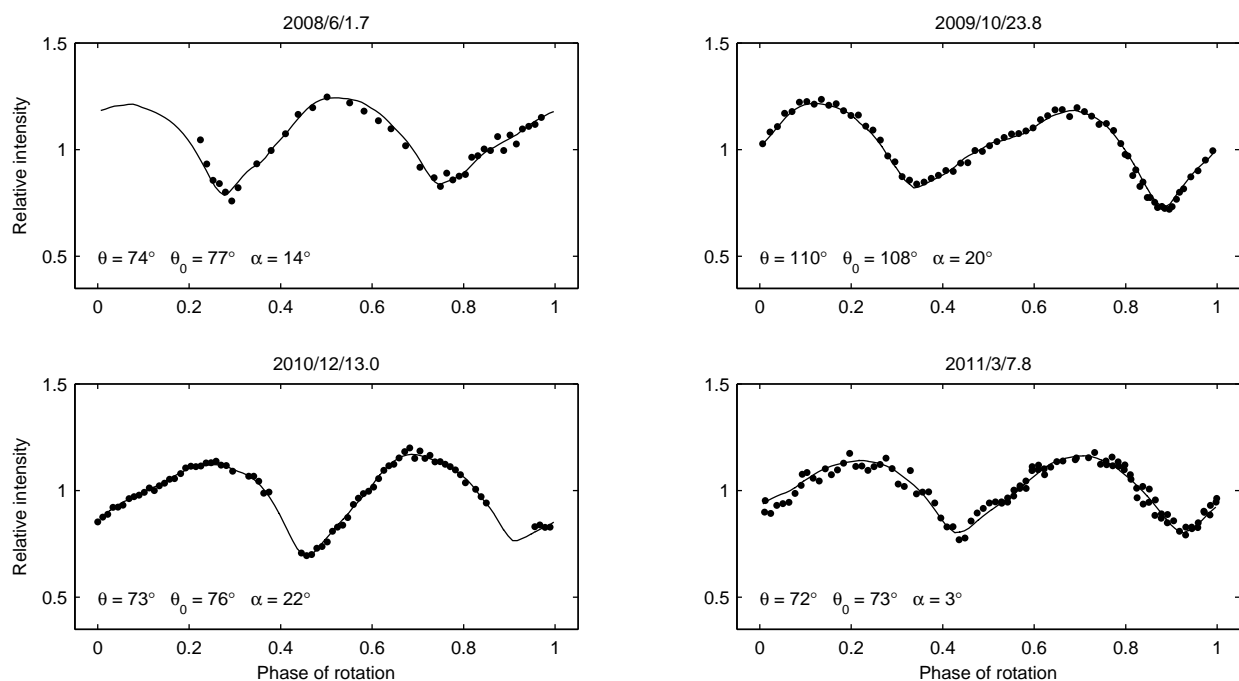


Fig. 1.— Sample of Rheinland’s photometric data (symbols) fitted with synthetic lightcurves based on the convex shape model (solid line). We used the formally best-fit model with pole orientation $(\lambda, \beta) = (4^\circ, -76^\circ)$ in ecliptic longitude and latitude, and sidereal rotation period $P = 4.27371$ hr. The viewing and illumination geometry is given by the aspect angle θ , the solar aspect angle θ_0 , and the solar phase angle α .

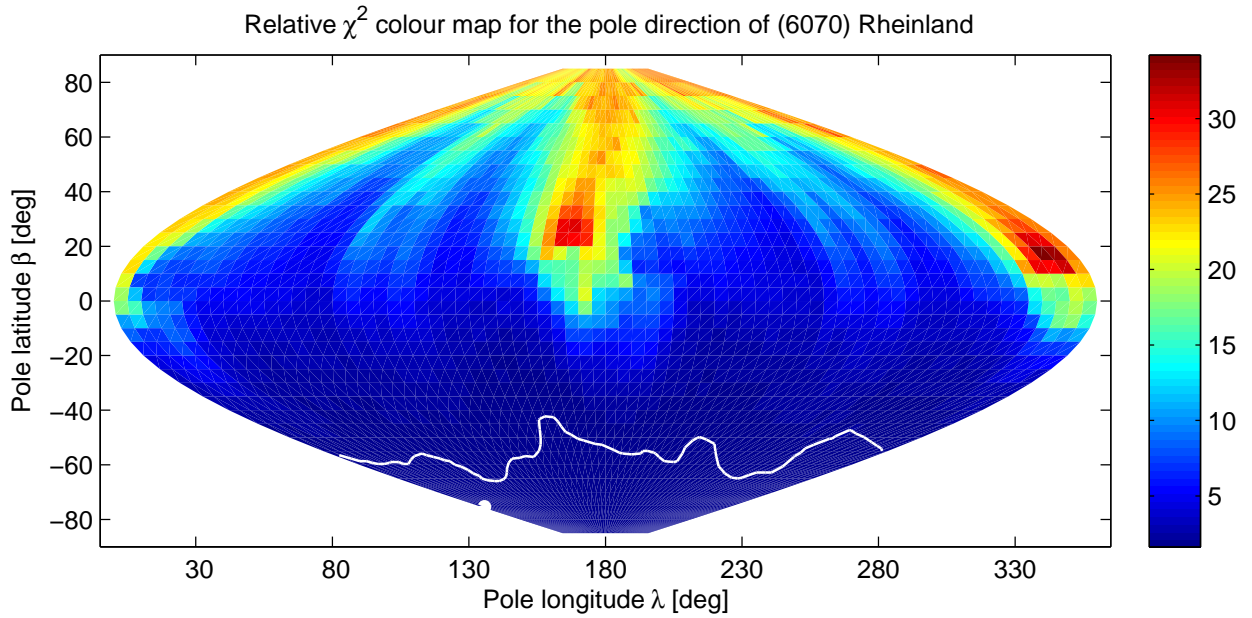


Fig. 2.— Statistical quality of Rheinland’s pole solutions shown in a sinusoidal projection of the sky in ecliptic coordinates. The grade of shading, and the scale bar on the right, indicates the value of χ^2 value normalized by the number of observations. The globally best-fit solution at $(\lambda, \beta) = (4^\circ, -76^\circ)$ (full circle) has $\chi^2 = 1.6$. The solid line, delimits solutions with 10% larger χ^2 value than the best-fit solution, represents our region of admissible solutions (see the main text for details).

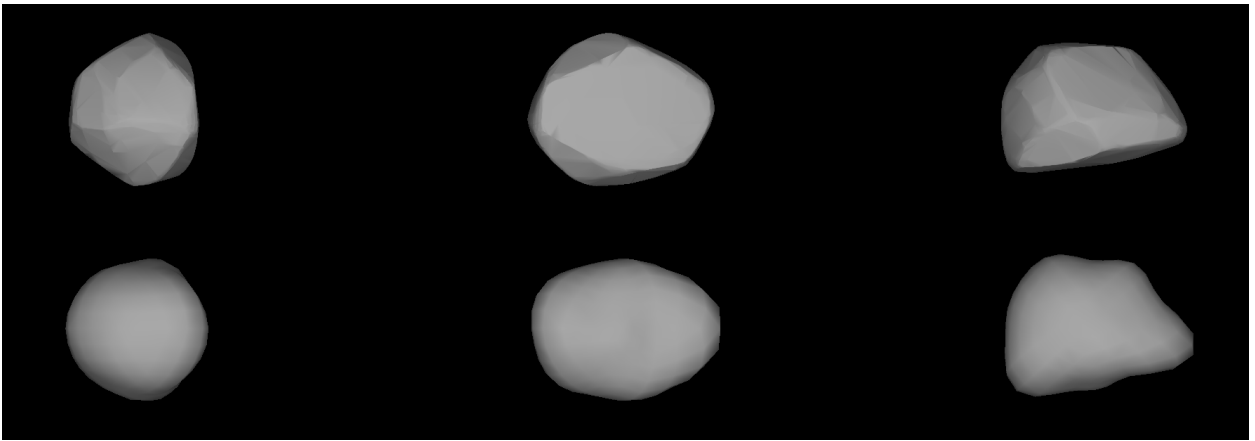


Fig. 3.— Shape model for (6070) Rheinland from the lightcurve inversion analysis. We show two variants of the formally best-fit model: (i) a convex model in the top panels, and (ii) a non-convex model in the bottom panels. This latter is, however, not unique, and we give it as an example only. The three views are from the equatorial level (left and center) and the pole-on (right).

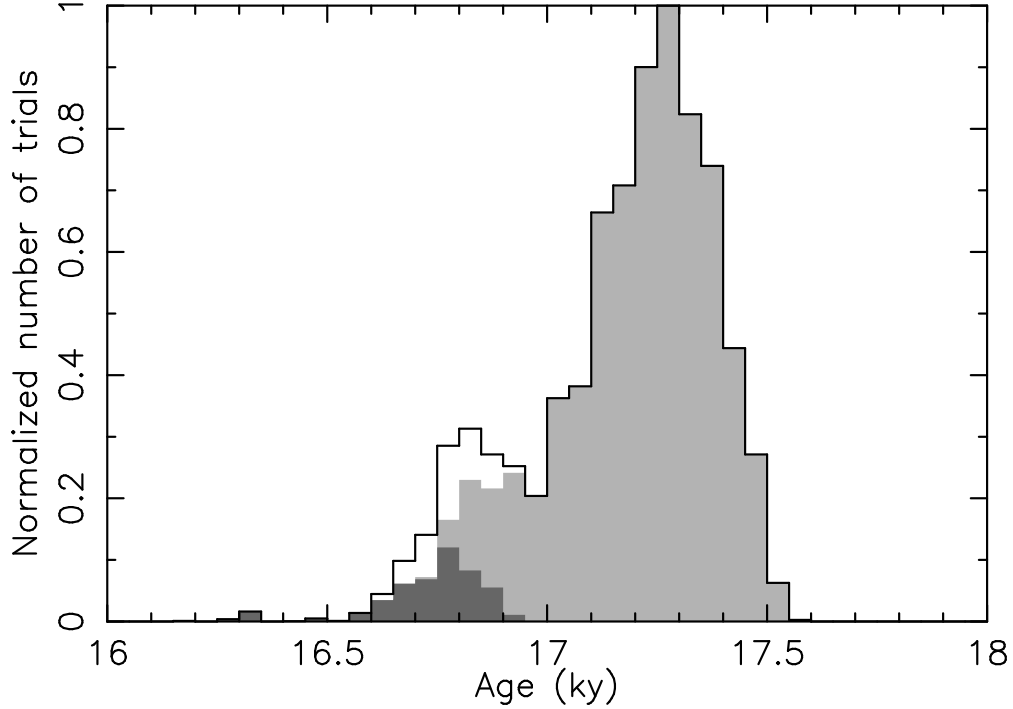


Fig. 4.— Distribution of number of trials that resulted in a satisfactory convergence solution of (6070) Rheinland and (54827) 2001 NQ8 orbits: time in the past at the abscissa (in ky) and a normalized histogram of converging solutions in 50 yr bins at the ordinate. We used pairs of clones that approached closer than 750 km and had relative velocity smaller than 2 m/s. All clones of (6070) Rheinland had negative secular drift in the semimajor axis due to the Yarkovsky effect in agreement with the pole solution from § 3. The clones of (54827) 2001 NQ8 had both positive and negative drift in the semimajor axis. The open histogram shown by the enclosing solid line corresponds to all cases; its maximum also serves for the normalization. The light-gray histogram corresponds to the cases where the (54827) 2001 NQ8 clones had negative drift in the semimajor axis, while the dark-gray histogram corresponds to the cases where the (54827) 2001 NQ8 clones had positive drift in the semimajor axis. The mean value and formal standard deviation of the distributions are 17.2 ± 0.2 kyr in the first case and 16.75 ± 0.15 kyr in the second case (the realistic uncertainty might be slightly larger due to a non-Gaussian nature of distribution functions).