

Combinatorial Clustering and the Beta Negative Binomial Process

Tamara Broderick, Lester Mackey, John Paisley, Michael I. Jordan

Abstract

We develop a Bayesian nonparametric approach to a general family of latent class problems in which individuals can belong simultaneously to multiple classes and where each class can be exhibited multiple times by an individual. We introduce a combinatorial stochastic process known as the *negative binomial process* (NBP) as an infinite-dimensional prior appropriate for such problems. We show that the NBP is conjugate to the beta process, and we characterize the posterior distribution under the beta-negative binomial process (BNBP) and hierarchical models based on the BNBP (the HBNBP). We study the asymptotic properties of the BNBP and develop a three-parameter extension of the BNBP that exhibits power-law behavior. We derive MCMC algorithms for posterior inference under the HBNBP, and we present experiments using these algorithms in the domains of image segmentation, object recognition, and document analysis.



1 INTRODUCTION

In traditional clustering problems the goal is to induce a set of latent classes and to assign each data point to one and only one class. This problem has been approached within a model-based framework via the use of finite mixture models, where the mixture components characterize the distributions associated with the classes, and the mixing proportions capture the mutual exclusivity of the classes (Fraley and Raftery, 2002; McLachlan and Basford, 1988). In many domains in which the notion of latent classes is natural, however, it is unrealistic to assign each individual to a single class. For example, in genetics, while it may be reasonable to assume the existence of underlying ancestral populations that define distributions on observed alleles, each individual in an existing population is likely to be a blend of the patterns associated with the ancestral populations. Such a genetic blend is known as an *admixture* (Pritchard et al., 2000). A significant literature on model-based approaches to admixture has arisen in recent years (Blei et al., 2003; Erosheva and Fienberg, 2005; Pritchard et al., 2000), with applications to a wide variety of domains in genetics and beyond, including document modeling and image analysis.¹

• T. Broderick, L. Mackey, J. Paisley, and M. Jordan are with the Department of Electrical Engineering and Computer Sciences and the Department of Statistics, University of California, Berkeley, CA 94705.

1. While we refer to such models generically as “admixture models,” we note that they are also often referred to as *topic models* or *mixed membership models*.

Model-based approaches to admixture are generally built on the foundation of mixture modeling. The basic idea is to treat each individual as a collection of data, with an exchangeability assumption imposed for the data within an individual but not between individuals. For example, in the genetics domain the intra-individual data might be a set of genetic markers, with marker probabilities varying across ancestral populations. In the document domain the intra-individual data might be the set of words in a given document, with each document (the individual) obtained as a blend across a set of underlying “topics” that encode probabilities for the words. In the image domain, the intra-individual data might be visual characteristics like edges, hue, and location extracted from image patches. Each image is then a blend of object classes (e.g., grass, sky, or car), each defining a distinct distribution over visual characteristics. In general, this blending is achieved by making use of the probabilistic structure of a finite mixture but using a different sampling pattern. In particular, mixing proportions are treated as random effects that are drawn once per individual, and the data associated with that individual are obtained by repeated draws from a mixture model having that fixed set of mixing proportions. The overall model is a hierarchical model, in which mixture components are shared among individuals and mixing proportions are treated as random effects.

Although the literature has focused on using finite mixture models in this context, there has also been a growing literature on Bayesian nonparametric approaches to admixture models, notably the *hierarchical Dirichlet process* (HDP) (Teh et al., 2006), where the number of shared mixture components is infinite. Our focus in the current paper is also on nonparametric methods, given the open-ended nature of the inferential objects with which real-world admixture modeling is generally concerned.

Although viewing an admixture as a set of repeated draws from a mixture model is natural in many situations, it is also natural to take a different perspective, akin to latent trait modeling, in which the individual (e.g., a document or a genotype) is characterized by the set of “traits” or “features” that it possesses, and where there is no assumption of mutual exclusivity. Here the focus is on the individual and not on the “data” associated with an individual. Indeed, under the exchangeability assumption alluded to above it is natural to reduce the repeated draws from a mixture model to the counts of the numbers of times that each mixture component is selected, and we may wish to model these counts directly. We may further wish to consider hierarchical models in which there is a linkage among the counts for different individuals.

This idea has been made explicit in a recent line of work based on the *beta process*. Originally developed for survival analysis, where an integrated form of the beta process was used as a model for random hazard functions (Hjort, 1990), more recently it has been observed that the beta process also provides a natural framework for latent feature modeling (Thibaux and Jordan, 2007). In particular, as we discuss in detail in Section 2, a draw from the beta process yields an infinite collection of coin-tossing probabilities. Tossing these coins—a draw from a *Bernoulli process*—one obtains a set of binary features that can be viewed as a description of an admixed individual. A key advantage of this approach is the conjugacy between the beta and Bernoulli processes: this property allows for tractable inference, despite the countable infinitude of coin-

tossing probabilities. A limitation of this approach, however, is its restriction to binary features; indeed, one of the virtues of the mixture-model-based approach is that a given mixture component can be selected more than once, with the total number of selections being random.

To develop a more generally useful tool for modeling admixture within a feature-based approach, we note that in the setting of classical random variables, beta-Bernoulli conjugacy is not the only form of conjugacy involving the beta distribution—the negative binomial distribution is also conjugate to the beta. Anticipating the value of conjugacy in the setting of nonparametric models, we are motivated to develop a stochastic process analogue of the negative binomial distribution, a stochastic process that is conjugate to the beta process. It is one of the contributions of the current paper to define this process, which we refer to as the *negative binomial process* (NBP),² and to provide a rigorous proof of its conjugacy to the beta process. We then derive a new nonparametric mixture model based on the beta process and the NBP and a new model of admixture based on the NBP and the *hierarchical beta process* (Thibaux and Jordan, 2007). Unlike admixture models based on the HDP, our models allow for a random total number of features (e.g., words or traits) per individual (e.g., a document or genotype). We justify these modeling choices theoretically, by characterizing the prior behavior of the beta-negative binomial process hierarchy, and empirically on learning tasks from document analysis and computer vision.

The beta process and the NBP are not the only way to generate infinite vectors of counts, and indeed there has been previous work on nonparametric count models based on the gamma process and the Poisson likelihood process (Thibaux, 2008; Titsias, 2008). A second contribution of the current paper is to explore the connections between these stochastic processes and the beta process and NBP. Indeed, although some of the connections among the stochastic processes used in Bayesian nonparametrics are well known (e.g., that the Dirichlet process can be obtained from the gamma process by normalization), in general there is a far less clear view of the linkages between these processes than there is of the linkages between the corresponding classical random variables. We are able to establish several novel connections, including a new connection between the beta process and the gamma process.

The remainder of the paper is organized as follows. In Section 2 we present the framework of completely random measures that provides the formal underpinnings for our work. We discuss the Bernoulli process, the NBP, and their conjugacy to the beta process in Section 3. Section 4 focuses on the problem of modeling admixture and on general hierarchical modeling based on the negative binomial process. Section 5 and Section 6 are devoted to a study of the asymptotic behavior of the NBP with a beta process prior, which we call the beta-negative binomial process (BNBP). We describe algorithms for posterior inference in Section 7. Finally, we present experimental results. First, we use the BNBP to define a generative model for summaries of terrorist incidents with the goal of identifying the perpetrator of a given terrorist attack in Section 8. Second, we

2. Zhou et al. (2012) have independently investigated negative binomial processes in the context of integer matrix factorization. We discuss their concurrent contributions in more detail in Section 4.

demonstrate the utility of a finite approximation to the BNP in the domain of automatic image segmentation in Section 9. Section 10 presents our conclusions.

2 COMPLETELY RANDOM MEASURES

In this section we review the notion of a completely random measure (CRM), a general construction that yields random measures that are closely tied to classical constructions involving sets of independent random variables. We present CRM-based constructions of several of the stochastic processes used in Bayesian non-parametrics, including the beta process, gamma process, and Dirichlet process. In the following section we build on the foundations presented here to consider additional stochastic processes.

Consider a probability space $(\Psi, \mathcal{F}, \mathbb{P})$. A *random measure* is a random element μ such that $\mu(A)$ is a non-negative random variable for any A in the sigma algebra \mathcal{F} . A *completely random measure* (CRM) μ is a random measure such that, for any disjoint, measurable sets $A, A' \in \mathcal{F}$, we have that $\mu(A)$ and $\mu(A')$ are independent random variables (Kingman, 1967). Completely random measures can be shown to be composed of at most three components:

- 1) A *deterministic measure*. For deterministic μ_{det} , it is trivially the case that $\mu_{det}(A)$ and $\mu_{det}(A')$ are independent for disjoint A, A' .
- 2) A *set of fixed atoms*. Let $(u_1, \dots, u_L) \in \Psi^L$ be a collection of deterministic locations, and let $(\eta_1, \dots, \eta_L) \in \mathbb{R}_+^L$ be a collection of independent random weights for the atoms. The collection may be countably infinite, in which case we say $L = \infty$. Then let $\mu_{fix} = \sum_{l=1}^L \eta_l \delta_{u_l}$. The independence of the η_l implies the complete randomness of the measure.
- 3) An *ordinary component*. Let ν_{PP} be a Poisson process intensity on the space $\Psi \times \mathbb{R}_+$. Let $\{(v_1, \xi_1), (v_2, \xi_2), \dots\}$ be a draw from the Poisson process with intensity ν_{PP} . Then the ordinary component is the measure $\mu_{ord} = \sum_{j=1}^{\infty} \xi_j \delta_{v_j}$. Here, the complete randomness follows from properties of the Poisson process.

One observation from this componentwise breakdown of CRMs is that we can obtain a countably infinite collection of random variables, the ξ_j , from the Poisson process component if ν_{PP} has infinite total mass (but is still sigma-finite). Consider again the criterion that a CRM μ yield independent random variables when applied to disjoint sets. In light of the observation about the collection $\{\xi_j\}$, this criterion may now be seen as an extension of an independence assumption in the case of a finite set of random variables. We cover specific examples next.

2.1 Beta process

We have seen that CRMs have three components. Therefore, in order to describe any CRM, it is enough to specify the deterministic measure, fixed atoms, and ordinary component. The *beta process* (Hjort, 1990; Kim, 1999; Thibaux and Jordan, 2007) is an example of a CRM. It has the following parameters: a *mass parameter* $\gamma > 0$, a *concentration parameter* $\theta > 0$, a purely atomic measure $H_{fix} = \sum_l \rho_l \delta_{u_l}$ with $\gamma \rho_l \in (0, 1)$ for all l a.s.,

and a purely continuous probability measure H_{ord} on Ψ . Note that we have explicitly separated out the mass parameter γ so that, e.g., H_{ord} is a probability measure; in Thibaux and Jordan (2007), these two parameters are expressed as a single measure with total mass equal to γ . Typically, though, the normalized measure H_{ord} is used separately from the mass parameter γ (as we will see below), so the notational separation is convenient. Often the final two measure parameters are abbreviated as their sum: $H = H_{fix} + H_{ord}$.

Given these parameters, the beta process has the following description as a CRM:

- 1) The deterministic measure is uniformly zero.
- 2) The fixed atoms have locations $(u_1, \dots, u_L) \in \Psi^L$, where L is potentially infinite though typically finite.

Atom weight η_l has distribution

$$\eta_l \stackrel{\text{ind}}{\sim} \text{Beta}(\theta\gamma\rho_l, \theta(1 - \gamma\rho_l)), \quad (1)$$

where the ρ_l parameters are the weights in the purely atomic measure H_{fix} .

- 3) The ordinary component has Poisson process intensity $H_{ord} \times \nu$, where ν is the measure

$$\nu(db) = \gamma\theta b^{-1}(1 - b)^{\theta-1} db, \quad (2)$$

which is sigma-finite with finite mean. It follows that the number of atoms in this component will be countably infinite with finite sum.

As in the original specification of Hjort (1990) and Kim (1999), Eq. (2) can be generalized by allowing θ to depend on the Ψ coordinate. The homogeneous intensity in Eq. (2) seems to be used predominantly in practice (Thibaux and Jordan, 2007; Fox et al., 2009) though, and we focus on it here for ease of exposition. Nonetheless, we note that our results below extend easily to the non-homogeneous case.

The CRM is the sum of its components. Therefore, we may write a draw from the beta process as

$$B = \sum_{k=1}^{\infty} b_k \delta_{\psi_k} \triangleq \sum_{l=1}^L \eta_l \delta_{u_l} + \sum_{j=1}^{\infty} \xi_j \delta_{v_j}, \quad (3)$$

with atom locations equal to the union of the fixed atom and ordinary component atom locations $\{\psi_k\}_k = \{u_l\}_{l=1}^L \cup \{v_j\}_{j=1}^{\infty}$. Notably, B is a.s. discrete. We denote a draw from the beta process as $B \sim \text{BP}(\theta, \gamma, H)$. The provenance of the name ‘‘beta process’’ is now clear; each atom weight in the fixed atomic component is beta-distributed, and the Poisson process intensity generating the ordinary component is that of an improper beta distribution.

From the above description, the beta process provides a prior on a potentially infinite vector of weights, each in $(0, 1)$ and each associated with a corresponding parameter $\psi \in \Psi$. The potential countable infinity comes from the Poisson process component. The weights in $(0, 1)$ may be interpreted as probabilities, though not as a distribution across the indices as we note that they need not sum to one. We will see in Section 4 that the beta process is appropriate for feature modeling (Thibaux and Jordan, 2007; Griffiths and Ghahramani, 2006). In this context, each atom, indexed by k , of B corresponds to a feature. The atom weights $\{b_k\}$, which are each in $[0, 1]$ a.s., can be viewed as representing the frequency with which each feature occurs in the data

set. The atom locations $\{\psi_k\}$ represent parameters associated with the features that can be used in forming a likelihood.

In Section 5, we will show that an extension to the beta process called the *three-parameter beta process* has certain desirable properties beyond the classic beta process, in particular its ability to generate power-law behavior (Teh and Görür, 2009; Broderick et al., 2012), which roughly says that the number of features grows as a power of the number of data points. In the three-parameter case, we introduce a *discount parameter* $\alpha \in (0, 1)$ with $\theta > -\alpha$ and $\gamma > 0$ such that:

- 1) There is again no deterministic component.
- 2) The fixed atoms have locations $(u_1, \dots, u_L) \in \Psi^L$, with L potentially infinite but typically finite. Atom weight η_l has distribution $\eta_l \stackrel{\text{ind}}{\sim} \text{Beta}(\theta\gamma\rho_l - \alpha, \theta(1 - \gamma\rho_l) + \alpha)$, where the ρ_l parameters are the weights in the purely atomic measure H_{fix} and we now have the constraints $\theta\gamma\rho_l - \alpha, \theta(1 - \gamma\rho_l) + \alpha \geq 0$.
- 3) The ordinary component has Poisson process intensity $H_{ord} \times \nu$, where ν is the measure:

$$\nu(db) = \gamma \frac{\Gamma(1 + \theta)}{\Gamma(1 - \alpha)\Gamma(\theta + \alpha)} b^{-1-\alpha}(1 - b)^{\theta+\alpha-1} db.$$

Again, we focus on the homogeneous intensity ν as in the beta process case though it is straightforward to allow θ to depend on coordinates in Ψ .

In this case, we again have the full process draw B as in Eq. (3), and we say $B \sim 3BP(\alpha, \theta, \gamma, H)$.

2.2 Reparameterized beta process

The specification that the atom parameters in the beta process be of the form $\theta\gamma\rho_l$ and $\theta(1 - \gamma\rho_l)$ can be unnecessarily constraining. Indeed, the classical beta distribution has two free parameters. Yet, in the beta process as described above, θ and γ are determined as part of the Poisson process intensity, so there is essentially one free parameter for each of the beta-distributed weights associated with the atoms (Eq. (1)). A related problematic issue is that the beta process forces the two parameters in the beta distribution associated with each atom to sum to θ , which is constant across all of the atoms.

One way to remove these restrictions is to allow $\theta = \theta(\psi)$, a function of the position $\psi \in \Psi$ as mentioned above. However, we demonstrate in Appendix A that there are reasons to prefer a fixed concentration parameter θ for the ordinary component; there is a fundamental relation between this parameter and similar parameters in other common CRMs (e.g., the Dirichlet process, which we describe in Section 2.4). Moreover, the concern here is entirely centered on the behavior of the fixed atoms of the process, and letting θ depend on ψ retains the unusual—from a classical parametric perspective—form of the beta distribution in Eq. (1). As an alternative, we provide a specification of the beta process that more closely aligns with the classical perspective in which we allow two general beta parameters for each atom. As we will see, this reparameterization is natural, and indeed necessary, in considering conjugacy.

We thus define the *reparameterized beta process* (RBP) as having the following parameterization: a *mass parameter* $\gamma > 0$, a *concentration parameter* $\theta > 0$, a number of fixed atoms $L \in \{0, 1, 2, \dots\} \cup \{\infty\}$ with locations

$(u_1, \dots, u_L) \in \Psi^L$, two sets of strictly positive atom weight parameters $\{\rho_l\}_{l=1}^L$ and $\{\sigma_l\}_{l=1}^L$, and a purely continuous measure H_{ord} on Ψ . In this case, the atom weight parameters satisfy the simple condition $\rho_l, \sigma_l > 0$ for all $l \in \{1, \dots, L\}$. This specification is the same as the beta process specification introduced above with the sole exception of a more general parameterization for the fixed atoms. We obtain the following CRM:

- 1) There is no deterministic measure.
- 2) There are L fixed atoms with locations $(u_1, \dots, u_L) \in \Psi^L$ and corresponding weights $\eta_l \stackrel{\text{ind}}{\sim} \text{Beta}(\rho_l, \sigma_l)$.
- 3) The ordinary component has Poisson process intensity $H_{ord} \times \nu$, where ν is the measure $\nu(db) = \gamma \theta b^{-1} (1-b)^{\theta-1} db$.

As discussed above, we favor the homogeneous intensity ν in exposition but note the straightforward extension to allow θ to depend on Ψ location.

We denote this CRM by $B \sim \text{RBP}(\theta, \gamma, \mathbf{u}, \boldsymbol{\rho}, \boldsymbol{\sigma}, H_{ord})$.

2.3 Gamma process

While the beta process provides a countably infinite vector of frequencies in $(0, 1]$ with associated parameters ψ_k , it is sometimes useful to have a countably infinite vector of positive, real-valued quantities that can be used as rates rather than frequencies for features. We can obtain such a prior with the *gamma process* (Ferguson, 1973), a CRM with the following parameters: a *concentration parameter* $\theta > 0$, a *scale parameter* $c > 0$, a purely atomic measure $H_{fix} = \sum_l \rho_l \delta_{u_l}$ with $\forall l, \rho_l > 0$, and a purely continuous measure H_{ord} with support on Ψ . Its description as a CRM is as follows (Thibaux, 2008):

- 1) There is no deterministic measure.
- 2) The fixed atoms have locations $(u_1, \dots, u_L) \in \Psi^L$, where L is potentially infinite but typically finite. Atom weight η_l has distribution $\eta_l \stackrel{\text{ind}}{\sim} \text{Gamma}(\theta \rho_l, c)$, where we use the shape-inverse-scale parameterization of the gamma distribution and where the ρ_l parameters are the weights in the purely atomic measure H_{fix} .
- 3) The ordinary component has Poisson process intensity $H_{ord} \times \nu$, where ν is the measure:

$$\nu(d\tilde{g}) = \theta \tilde{g}^{-1} \exp(-c\tilde{g}) d\tilde{g}. \quad (4)$$

As in the case of the beta process, the gamma process can be expressed as the sum of its components: $\tilde{G} = \sum_k \tilde{g}_k \delta_{\psi_k} \triangleq \sum_{l=1}^L \eta_l \delta_{u_l} + \sum_j \xi_j \delta_{v_j}$. We denote this CRM as $\tilde{G} \sim \text{GP}(\theta, c, H)$, for $H = H_{fix} + H_{ord}$.

2.4 Dirichlet process

While the beta process has been used as a prior in featural models, the Dirichlet process is the classic Bayesian nonparametric prior for clustering models (Ferguson, 1973; MacEachern and Müller, 1998; McCloskey, 1965; Neal, 2000; West, 1992). The Dirichlet process itself is not a CRM; its atom weights, which represent cluster frequencies, must sum to one and are therefore correlated. But it can be obtained by normalizing the gamma process (Ferguson, 1973).

In particular, using facts about the Poisson process (Kingman, 1993), one can check that, when there are finitely many fixed atoms, we have $\tilde{G}(\Psi) < \infty$ a.s.; that is, the total mass of the gamma process is almost surely finite despite having infinitely many atoms from the ordinary component. Therefore, normalizing the process by dividing its weights by its total mass is well-defined. We thus can define a *Dirichlet process* as

$$G = \sum_k g_k \delta_{\psi_k} \triangleq \tilde{G} / \tilde{G}(\Psi),$$

where $\tilde{G} \sim \Gamma P(\theta, 1, H)$, and where there are two parameters: a *concentration parameter* θ and a *base measure* H with finitely many fixed atoms. Note that while we have chosen the scale parameter $c = 1$ in this construction, the choice is in fact arbitrary for $c > 0$ and does not affect the G distribution (Eq. (4.15) and p. 83 of Pitman (2006)).

From this construction, we see immediately that the Dirichlet process is almost surely atomic, a property inherited from the gamma process. Moreover, not only are the weights of the Dirichlet process all contained in $(0, 1)$ but they further sum to one. Thus, the Dirichlet process may be seen as providing a probability distribution on a countable set. In particular, this countable set is often viewed as a countable number of clusters, with cluster parameters ψ_k .

3 CONJUGACY AND COMBINATORIAL CLUSTERING

In Section 2, we introduced CRMs and showed how a number of classical Bayesian nonparametric priors can be derived from CRMs. These priors provide infinite-dimensional vectors of real values, which can be interpreted as feature frequencies, feature rates, or cluster frequencies. To flesh out such interpretations we need to couple these real-valued processes with discrete-valued processes that capture combinatorial structure. In particular, viewing the weights of the beta process as feature frequencies, it is natural to consider binomial and negative binomial models that transform these frequencies into binary values or nonnegative integer counts. In this section we describe stochastic processes that achieve such transformations, again relying on the CRM framework.

The use of a Bernoulli likelihood whose frequency parameter is obtained from the weights of the beta process has been explored in the context of survival models by Hjort (1990) and Kim (1999) and in the context of feature modeling by Thibaux and Jordan (2007). After reviewing the latter construction, we discuss a similar construction based on the negative binomial process. Moreover, recalling that Thibaux and Jordan (2007), building on work of Hjort (1990) and Kim (1999), have shown that the Bernoulli likelihood is conjugate to the beta process, we demonstrate an analogous conjugacy result for the negative binomial process.

3.1 Bernoulli process

One way to make use of the beta process is to couple it to a *Bernoulli process* (Thibaux and Jordan, 2007). The Bernoulli process, denoted $\text{BeP}(\tilde{H})$, has a single parameter, a *base measure* \tilde{H} ; \tilde{H} is any discrete measure with

atom weights in $(0, 1]$. Although our focus will be on models in which \tilde{H} is a draw from a beta process, as a matter of the general definition of the Bernoulli process the base measure \tilde{H} need not be a CRM or even random—just as the Poisson distribution is defined relative to a parameter that may or may not be random in general but which is sometimes given a gamma distribution prior. Since \tilde{H} is discrete by assumption, we may write

$$\tilde{H} = \sum_{k=1}^{\infty} b_k \delta_{\psi_k} \quad (5)$$

with $b_k \in (0, 1]$. We say that the random measure I is drawn from a Bernoulli process, $I \sim \text{BeP}(\tilde{H})$, if $I = \sum_{k=1}^{\infty} i_k \delta_{\psi_k}$ with $i_k \stackrel{\text{iid}}{\sim} \text{Bern}(b_k)$ for $k = 1, 2, \dots$. That is, to form the Bernoulli process, we simply make a Bernoulli random variable draw for every one of the (potentially countable) atoms of the base measure. This definition of the Bernoulli process was proposed by Thibaux and Jordan (2007); it differs from a precursor introduced by Hjort (1990) in the context of survival analysis.

One interpretation for this construction is that the atoms of the base measure \tilde{H} represent potential features of an individual, with feature frequencies equal to the atom weights and feature characteristics defined by the atom locations. The Bernoulli process draw can be viewed as characterizing the individual by the set of features that have weights equal to one. Suppose \tilde{H} is derived from a Poisson process as the ordinary component of a completely random measure and has finite mass; then the number of features exhibited by the Bernoulli process, i.e. the total mass of the Bernoulli process draw, is a.s. finite. Thus the Bernoulli process can be viewed as providing a Bayesian nonparametric model of sparse binary feature vectors.

Now suppose that the base measure parameter is a draw from a beta process with parameters $\theta > 0$, $\gamma > 0$, and base measure H . That is, $B \sim \text{BP}(\theta, \gamma, H)$ and $I \sim \text{BeP}(B)$. We refer to the overall process as the *beta-Bernoulli process* (BBeP). Suppose that the beta process B has a finite number of fixed atoms. Then we note that the finite mass of the ordinary component of B implies that I has support on a finite set. That is, even though B has a countable infinity of atoms, I has only a finite number of atoms. This observation is important since, in any practical model, we will want an individual to exhibit only finitely many features.

Hjort (1990) and Kim (1999) originally established that the posterior distribution of B under a constrained form of the BBeP was also a beta process with known parameters. Thibaux and Jordan (2007) went on to extend this analysis to the full BBeP. We cite the result by Thibaux and Jordan (2007) here, using the completely random measure notation established above.

Theorem 1.

Summary: *The beta process prior is conjugate to the Bernoulli process likelihood.*

Detailed: *Let H be a measure with atomic component $H_{fix} = \sum_{l=1}^L \rho_l \delta_{u_l}$ and continuous component H_{ord} . Let θ and γ be strictly positive scalars. Consider N conditionally-independent draws from the Bernoulli process: $I_n = \sum_{l=1}^L i_{fix,n,l} \delta_{u_l} + \sum_{j=1}^J i_{ord,n,j} \delta_{v_j} \stackrel{\text{iid}}{\sim} \text{BeP}(B)$, for $n = 1, \dots, N$ with $B \sim \text{BP}(\theta, \gamma, H)$. That is, the Bernoulli process draws have J atoms that are not located at the atoms of H_{fix} . Then, $B|I_1, \dots, I_N \sim \text{BP}(\theta_{post}, \gamma_{post}, H_{post})$ with*

$\theta_{post} = \theta + N$, $\gamma_{post} = \gamma \frac{\theta}{\theta + N}$, and $H_{post,ord} = H_{ord}$. Further, $H_{post,fix} = \sum_{l=1}^L \rho_{post,l} \delta_{u_l} + \sum_{j=1}^J \xi_{post,j} \delta_{v_j}$, where $\rho_{post,l} = \rho_l + (\theta_{post} \gamma_{post})^{-1} \sum_{n=1}^N i_{fix,n,l}$ and $\xi_{post,j} = (\theta_{post} \gamma_{post})^{-1} \sum_{n=1}^N i_{ord,n,j}$.

Note that the posterior beta-distributed fixed atoms are well-defined since $\xi_{post,j} > 0$ follows from $\sum_{n=1}^N i_{ord,n,j} > 0$, which holds by construction. As shown by Thibaux and Jordan (2007), if the underlying beta process is integrated out in the BBEP, we recover the *Indian buffet process* of Griffiths and Ghahramani (2006).

An easy consequence of Theorem 1 is the following.

Corollary 2.

Summary: The RBP prior is conjugate to the Bernoulli process likelihood.

Detailed: Assume the conditions of Theorem 1, and consider N conditionally-independent Bernoulli process draws: $I_n = \sum_{l=1}^L i_{fix,n,l} \delta_{u_l} + \sum_{j=1}^J i_{ord,n,j} \delta_{v_j} \stackrel{\text{iid}}{\sim} \text{BeP}(B)$, for $n = 1, \dots, N$ with $B \sim \text{RBP}(\theta, \gamma, \mathbf{u}, \boldsymbol{\rho}, \boldsymbol{\sigma}, H_{ord})$ and $\{\rho_l\}_{l=1}^L$ and $\{\sigma_l\}_{l=1}^L$ strictly positive scalars. Then, $B|I_1, \dots, I_N \sim \text{RBP}(\theta_{post}, \gamma_{post}, \mathbf{u}_{post}, \boldsymbol{\rho}_{post}, \boldsymbol{\sigma}_{post}, H_{post,ord})$, for $\theta_{post} = \theta + N$, $\gamma_{post} = \gamma \frac{\theta}{\theta + N}$, $H_{post,ord} = H_{ord}$, and $L + J$ fixed atoms, $\{u_{post,l'}\} = \{u_l\}_{l=1}^L \cup \{v_j\}_{j=1}^J$. The $\boldsymbol{\rho}_{post}$ and $\boldsymbol{\sigma}_{post}$ parameters satisfy $\rho_{post,l} = \rho_l + \sum_{n=1}^N i_{fix,n,l}$ and $\sigma_{post,l} = \sigma_l + N - \sum_{n=1}^N i_{fix,n,l}$ for $l \in \{1, \dots, L\}$ and $\rho_{post,L+j} = \sum_{n=1}^N i_{ord,n,j}$ and $\sigma_{post,L+j} = \theta + N - \sum_{n=1}^N i_{ord,n,j}$ for $j \in \{1, \dots, J\}$.

The usefulness of the RBP becomes apparent in the posterior parameterization; the distributions associated with the fixed atoms more closely mirror the classical parametric conjugacy between the Bernoulli distribution and the beta distribution. This is an issue of convenience in the case of the BBEP, but it is more significant in the case of the negative binomial process, as we show in the following section, where conjugacy is preserved only in the RBP case (and not for the traditional BP).

3.2 Negative binomial process

The Bernoulli distribution is not the only distribution that yields conjugacy when coupled to the beta distribution in the classical parametric setting; conjugacy holds for the negative binomial distribution as well. As we show in this section, this result can be extended to stochastic processes via the CRM framework.

We define the *negative binomial process* as a CRM with two parameters: a shape parameter $r > 0$ and a discrete base measure $\tilde{H} = \sum_k b_k \delta_{\psi_k}$ whose weights b_k take values in $(0, 1]$. As in the case of the Bernoulli process, \tilde{H} need not be random at this point. Since \tilde{H} is discrete, we again have a representation for \tilde{H} as in Eq. (5), and we say that the random measure I is drawn from a negative binomial process, $I \sim \text{NBP}(r, \tilde{H})$, if $I = \sum_{k=1}^{\infty} i_k \delta_{\psi_k}$ with $i_k \stackrel{\text{ind}}{\sim} \text{NB}(r, b_k)$ for $k = 1, 2, \dots$. That is, the negative binomial process is formed by simply making a single draw from a negative binomial distribution at each of the (potentially countably infinite) atoms of \tilde{H} . This construction generalizes the geometric process studied by Thibaux (2008).

As a Bernoulli process draw can be interpreted as assigning a set of features to a data point, so can we interpret a draw from the negative binomial process as assigning a set of feature counts to a data point. In particular, as for the Bernoulli process, we assume that each data point has its own draw from the negative

binomial process. Every atom with strictly positive mass in the this draw corresponds to a feature that is exhibited by this data point. Moreover, the size of the atom, which is a positive integer by construction, dictates how many times the feature is exhibited by the data point. For example, if the data point is a document, and each feature represents a particular word, then the negative binomial process draw would tell us how many occurrences of each word there are in the document.

If the base measure for a negative binomial process is a beta process, we say that the combined process is a *beta-negative binomial process* (BNBP). If the base measure is a three-parameter beta process, we say that the combined process is a *three-parameter beta-negative binomial process* (3BNBP). When either the BP or 3BP has a finite number of fixed atoms, the ordinary component of the BP or 3BP still has an infinite number of atoms, but the number of atoms in the negative binomial process is a.s. finite. We prove this fact and more in Section 5.

We now suppose that the base measure for the negative binomial process is a draw B from an RBP with parameters $\theta > 0$, $\gamma > 0$, $\{u_l\}_{l=1}^L$, $\{\rho_l\}_{l=1}^L$, $\{\sigma_l\}_{l=1}^L$, and H_{ord} . The overall specification is $B \sim \text{RBP}(\theta, \gamma, \mathbf{u}, \boldsymbol{\rho}, \boldsymbol{\sigma}, H_{ord})$ and $I \sim \text{NBP}(r, B)$. The following theorem characterizes the posterior distribution for this model. The proof is given in Appendix E.

Theorem 3.

Summary: *The RBP prior is conjugate to the negative binomial process likelihood.*

Detailed: *Let θ and γ be strictly positive scalars. Let $(u_1, \dots, u_L) \in \Psi^L$. Let the members of $\{\rho_l\}_{l=1}^L$ and $\{\sigma_l\}_{l=1}^L$ be strictly positive scalars. Let H_{ord} be continuous measure on Ψ . Consider the following model for N draws from a negative binomial process: $I_n = \sum_{l=1}^L i_{fix,n,l} \delta_{u_l} + \sum_{j=1}^J i_{ord,n,j} \delta_{v_j} \stackrel{\text{iid}}{\sim} \text{NBP}(B)$, for $n = 1, \dots, N$ with $B \sim \text{RBP}(\theta, \gamma, \mathbf{u}, \boldsymbol{\rho}, \boldsymbol{\sigma}, H_{ord})$. That is, the negative binomial process draws have J atoms that are not located at the atoms of H_{fix} . Then, $B|I_1, \dots, I_N \sim \text{RBP}(\theta_{post}, \gamma_{post}, \mathbf{u}_{post}, \boldsymbol{\rho}_{post}, \boldsymbol{\sigma}_{post}, H_{post,ord})$ for $\theta_{post} = \theta + Nr$, $\gamma_{post} = \gamma \frac{\theta}{\theta + Nr}$, $H_{post,ord} = H_{ord}$, and $L + J$ fixed atoms, $\{u_{post,l}\} = \{u_l\}_{l=1}^L \cup \{v_j\}_{j=1}^J$. The $\boldsymbol{\rho}_{post}$ and $\boldsymbol{\sigma}_{post}$ parameters satisfy $\rho_{post,l} = \rho_l + \sum_{n=1}^N i_{fix,n,l}$ and $\sigma_{post,l} = \sigma_l + rN$ for $l \in \{1, \dots, L\}$ and $\rho_{post,L+j} = \sum_{n=1}^N i_{ord,n,j}$ and $\sigma_{post,L+j} = \theta + rN$ for $j \in \{1, \dots, J\}$.*

4 MIXTURES AND ADMIXTURES

We now assemble the pieces that we have introduced and consider Bayesian nonparametric models of admixture. Recall that the basic idea of an admixture is that an individual (e.g., an organism, a document, or an image) can belong simultaneously to multiple classes. This can be represented by associating a binary-valued vector with each individual; the vector has value one in components corresponding to classes to which the individual belongs and zero in components corresponding to classes to which the individual does not belong. More generally, we wish to remove the restriction to binary values and consider a general notion of admixture in which an individual is represented by a nonnegative, integer-valued vector. We refer to such vectors as *feature vectors*, and view the components of such vectors as counts representing the number of times the

corresponding feature is exhibited by a given individual. For example, a document may exhibit a given word zero or more times.

As we discussed in Section 1, the standard approach to modeling an admixture is to assume that there is an exchangeable set of data associated with each individual and to assume that these data are drawn from a finite mixture model with individual-specific mixing proportions. There is another way to view this process, however, that opens the door to a variety of extensions. Note that to draw a set of data from a mixture, we can first choose the number of data points to be associated with each mixture component (a vector of counts) and then draw the data point values independently from each selected mixture component. That is, we randomly draw nonnegative integers i_k for each mixture component (or *cluster*) k . Then, for each k and each $n = 1, \dots, i_k$, we draw a data point $x_{k,n} \sim F(\psi_k)$, where ψ_k is the parameter associated with mixture component k . The overall collection of data for this individual is $\{x_{k,n}\}_{k,n}$, with $N = \sum_k i_k$ total points. One way to generate data according to this decomposition is to make use of the NBP. We draw $I = \sum_k i_k \delta_{\psi_k} \sim \text{NBP}(r, B)$, where B is drawn from a beta process, $B \sim \text{BP}(\theta, \gamma, H)$. The overall model is a BNP mixture model for the counts, coupled to a conditionally independent set of draws for the individual's data points $\{x_{k,n}\}_{k,n}$.

An alternative approach in the same spirit is to make use of a gamma process (to obtain a set of rates) that is coupled to a Poisson likelihood process (PLP)³ to convert the rates into counts (Titsias, 2008). In particular, given a base measure $\tilde{G} = \sum_k \tilde{g}_k \delta_{\psi_k}$, let $I \sim \text{PLP}(\tilde{G})$ denote $I = \sum_k i_k \delta_{\psi_k}$, with $i_k \sim \text{Pois}(\tilde{g}_k)$. We then consider a *gamma Poisson process* (ΓPLP) as follows: $\tilde{G} \sim \Gamma\text{P}(\theta, c, H)$, $I = \sum_k i_k \delta_{\psi_k} \sim \text{PLP}(\tilde{G})$, and $x_{k,n} \sim F(\psi_k)$, for $n = 1, \dots, i_k$ and each k .

Both the BNP approach and the ΓPLP approach deliver a random measure, $I = \sum_k i_k \delta_{\psi_k}$, as a representation of an admixed individual. While the atom locations, (ψ_k) , are subsequently used to generate data points, the pattern of admixture inheres in the vector of weights (i_k) . It is thus natural to view this vector as the representation of an admixed individual. Indeed, in some problems such a weight vector might itself be the observed data. In other problems, the weights may be used to generate data in some more complex way that does not simply involve conditionally i.i.d. draws.

This perspective on admixture—focusing on the vector of weights (i_k) rather than the data associated with an individual—is also natural when we consider multiple individuals. The main issue becomes that of linking these vectors among multiple individuals, and this can readily be achieved in the Bayesian formalism via a hierarchical model. In the remainder of this section we consider examples of such hierarchies in the Bayesian nonparametric setting.

Let us first consider the standard approach to admixture in which an individual is represented by a set of draws from a mixture model. For each individual we need to draw a set of mixing proportions, and these mixing proportions need to be coupled among the individuals. This can be achieved via a prior known as the

3. We use the terminology “Poisson likelihood process” to distinguish a particular process with Poisson distributions affixed to each atom of some base distribution from the more general Poisson point process of Kingman (1993).

hierarchical Dirichlet process (HDP) (Teh et al., 2006):

$$G_0 \sim \text{DP}(\theta, H)$$

$$G_d = \sum_k g_{d,k} \delta_{\psi_k} \stackrel{\text{ind}}{\sim} \text{DP}(\theta_d, G_0), \quad d = 1, 2, \dots,$$

where the index d ranges over the individuals. Note that the global measure G_0 is a discrete random probability measure, given that it is drawn from a Dirichlet process. In drawing the individual-specific random measure G_d at the second level, we therefore resample from among the atoms of G_0 and do so according to the weights of these atoms in G_0 . This shares atoms among the individuals and couples the individual-specific mixing proportions $g_{d,k}$. We complete the model specification as follows:

$$z_{d,n} \stackrel{\text{iid}}{\sim} (g_{d,k})_k \quad \text{for } n = 1, \dots, N_d$$

$$x_{d,n} \stackrel{\text{iid}}{\sim} F(\psi_{z_{d,n}}),$$

which draws an index $z_{d,n}$ from the discrete distribution $(g_{d,k})_k$ and then draws a data point $x_{d,n}$ from a distribution indexed by $z_{d,n}$. For instance, $(g_{d,k})_k$ might represent topic proportions in document d ; $\psi_{z_{d,n}}$ might represent a topic, i.e. a distribution over words; and $x_{d,n}$ might represent the n th word in the d th document.

As before, an alternative view of this process is that we draw an individual-specific set of counts from an appropriate stochastic process and then generate the appropriate number of data points for each individual. We also need to couple the counts across individuals. This can be achieved by constructing hierarchical models involving the NBP. One way to proceed is the following conditional independence hierarchy:

$$B_0 \sim \text{BP}(\theta, \gamma, H) \tag{6}$$

$$I_d = \sum_k i_{d,k} \delta_{\psi_k} \stackrel{\text{ind}}{\sim} \text{NBP}(r_d, B_0),$$

where we first draw a random measure B_0 from the beta process and then draw multiple times from an NBP with base measure given by B_0 . Although this conditional independence hierarchy does couple count vectors across multiple individuals, it does not have the flexibility of the HDP, which draws individual-specific mixing proportions from an underlying set of population-wide mixing proportions and then converts these mixing proportions into counts. We can capture this flexibility within an NBP-based framework by simply extending the hierarchy by one level:

$$B_0 \sim \text{BP}(\theta, \gamma, H) \tag{7}$$

$$B_d \stackrel{\text{ind}}{\sim} \text{BP}(\theta_d, \gamma_d, B_0/B_0(\Psi))$$

$$I_d = \sum_k i_{d,k} \delta_{\psi_k} \stackrel{\text{ind}}{\sim} \text{NBP}(r_d, B_d).$$

Since B_0 is almost surely an atomic measure, the atoms of each B_d will coincide with those of B_0 almost surely. The weights associated with these atoms can be viewed as individual-specific feature probability vectors. We refer to this prior as the *hierarchical beta-negative binomial process* (HBNBP).

We also note that it is possible to consider additional levels of structure in which a population is decomposed into subpopulations and further decomposed into subsubpopulations and so on, bottoming out in a set of individuals. This tree structure can be captured by repeated draws from a set of beta processes at each level of the tree, conditioning on the beta process at the next highest level of the tree. Hierarchies of this form have previously been explored for beta-Bernoulli processes by Thibaux and Jordan (2007).

Comparison with Zhou et al. (2012). Zhou et al. (2012) have independently proposed a (non-hierarchical) beta-negative binomial process prior

$$B_0 = \sum_k b_k \delta_{r_k, \psi_k} \sim \text{BP}(\theta, \gamma, R \times H)$$

$$I_d = \sum_k i_{d,k} \delta_{\psi_k} \quad \text{where} \quad i_{d,k} \stackrel{\text{ind}}{\sim} \text{NB}(r_k, b_k),$$

where R is a continuous finite measure over \mathbb{R}^+ used to associate a distinct failure parameter r_k with each beta process atom. Note that each individual is restricted to use the same failure parameters and the same beta process weights under this model. In contrast, our BNPB formulation (6) offers the flexibility of differentiating individuals by assigning each its own failure parameter r_d . Our HBNBP formulation (7) further introduces heterogeneity in the individual-specific beta process weights by leveraging the hierarchical beta process. We will see that these modeling choices are particularly well-suited for admixture modeling in the coming sections.

Zhou et al. (2012) use their prior to develop a Poisson factor analysis model for integer matrix factorization, while our primary motivation is mixture and admixture modeling. Our differing models and motivating applications have led to different challenges and algorithms for posterior inference. While Zhou et al. (2012) develop an inexact inference scheme based on a finite approximation to the beta process, we develop both an exact Markov chain Monte Carlo sampler and a finite approximation sampler for posterior inference under the HBNBP (see Section 7). Finally, unlike Zhou et al. (2012), we provide an extensive theoretical analysis of our priors including a proof of the conjugacy of the beta process and the NBP (given in Section 3) and an asymptotic analysis of the BNPB (see Section 5).

5 ASYMPTOTICS

An important component of choosing a Bayesian prior is verifying that its behavior aligns with our beliefs about the behavior of the data-generating mechanism. In models of clustering, a particular measure of interest is the *diversity*—the dependence of the number of clusters on the number of data points. In speaking of the diversity, we typically assume a finite number of fixed atoms in a process derived from a CRM, so that asymptotic behavior is dominated by the ordinary component.

It has been observed in a variety of different contexts that the number of clusters in a data set grows as a *power law* of the size of the data; that is, the number of clusters is asymptotically proportional to the number of data points raised to some positive power (Gnedin et al., 2007). Real-world examples of such behavior are provided by Newman (2005) and Mitzenmacher (2004).

The diversity has been characterized for the Dirichlet process (DP) and a two-parameter extension to the Dirichlet process known as the *Pitman-Yor process* (PYP) (Pitman and Yor, 1997), with extra parameter $\alpha \in (0, 1)$ and concentration parameter $\theta > -\alpha$. We will see that while the number of clusters generated according to a DP grows as a logarithm of the size of the data, the number of clusters generated according to a PYP grows as a power of the size of the data. Indeed, the popularity of the Pitman-Yor process—as an alternative prior to the Dirichlet process in the clustering domain—can be attributed to this power-law growth (Goldwater et al., 2006; Teh, 2006; Wood et al., 2009). In this section, we derive analogous asymptotic results for the BNPB treated as a clustering model.

We first highlight a subtle difference between our model and the Dirichlet process. For a Dirichlet process, the number of data points N is known a priori and fixed. An advantage of our model is that it models the number of data points N as a random variable and therefore has potentially more predictive power in modeling multiple populations. We note that a similar effect can be achieved for the Dirichlet process by using the gamma process for feature modeling as described in Section 4 rather than normalizing away the mass that determines the number of observations. However, there is no such unnormalized completely random measure for the PYP (Pitman and Yor, 1997). We thus treat N as fixed for the DP and PYP, in which case the number of clusters $K(N)$ is a function of N . On the other hand, the number of data points $N(r)$ depends on r in the case of the BNPB, and the number of clusters $K(r)$ does as well. We also define $K_j(N)$ to be the number of clusters with exactly j elements in the case of the DP and PYP, and we define $K_j(r)$ to be the number of clusters with exactly j elements in the BNPB case.

For the DP and PYP, $K(N)$ and $K_j(N)$ are random even though N is fixed, so it will be useful to also define their expectations:

$$\Phi(N) \triangleq \mathbb{E}[K(N)], \quad \Phi_j(N) \triangleq \mathbb{E}[K_j(N)]. \quad (8)$$

In the BNPB and 3BNPB cases, all of $K(r)$, $K_j(r)$, and $N(r)$ are random. So we further define

$$\Phi(r) \triangleq \mathbb{E}[K(r)], \quad \Phi_j(r) \triangleq \mathbb{E}[K_j(r)], \quad \xi(r) \triangleq \mathbb{E}[N(r)]. \quad (9)$$

We summarize the results that we establish in this section in Table 1, where we also include comparisons to existing results for the DP and PYP.⁴ The full statements of our results, from which the table is derived, can be found in Appendix C, and proofs are given in Appendix D.

The table shows, for example, that for the DP, $\Phi(N) \sim \theta \log(N)$ as $N \rightarrow \infty$, and, for the BNPB, $\Phi_j(r) \sim \gamma \theta j^{-1}$ as $r \rightarrow \infty$ (i.e., constant in r). The result for the expected number of clusters for the DP can be found in Korwar and Hollander (1973); results for expected number of clusters for both the DP and PYP can be found in Pitman (2006, Eq. (3.24) on p. 69 and Eq. (3.47) on p. 73). Note that in all cases the expected counts of clusters of size j are asymptotic expansions in terms of r for fixed j and should not be interpreted as asymptotic expansions

4. The reader interested in power laws may also note that the generalized gamma process is a completely random measure that, when normalized, provides a probability measure for clusters that has asymptotic behavior similar to the PYP; in particular, the expected number of clusters grows almost surely as a power of the size of the data (Lijoi et al., 2007).

TABLE 1: Let N be the number of data points when this number is fixed and $\xi(r)$ be the expected number of data points when N is random. Let $\Phi(N)$, $\Phi_j(N)$, $\Phi(r)$, and $\Phi_j(r)$ be the expected number of clusters under various scenarios and defined as in Eqs. (8) and (9). The upper part of the table gives the asymptotic behavior of Φ up to a multiplicative constant, and the bottom part of the table gives the multiplicative constants. For the DP, $\theta > 0$. For the PYP, $\alpha \in (0, 1)$ and $\theta > -\alpha$. For the BNPB, $\theta > 1$. For the 3BNBP, $\alpha \in (0, 1)$ and $\theta > 1 - \alpha$.

Process	Expected number of clusters	Expected number of clusters of size j
Function of N or $\xi(r)$		
DP	$\log(N)$	1
PYP	N^α	N^α
BNBP	$\log(\xi(r))$	1
3BNBP	$(\xi(r))^\alpha$	$(\xi(r))^\alpha$
Constants		
DP	θ	θj^{-1}
PYP	$\frac{\Gamma(\theta+1)}{\alpha\Gamma(\theta+\alpha)}$	$\frac{\Gamma(\theta+1)}{\Gamma(1-\alpha)\Gamma(\theta+\alpha)} \frac{\Gamma(j-\alpha)}{\Gamma(j+1)}$
BNBP	$\gamma\theta$	$\gamma\theta j^{-1}$
3BNBP	$\frac{\gamma^{1-\alpha}}{\alpha} \frac{\Gamma(\theta+1)}{\Gamma(\theta+\alpha)} \left(\frac{\theta+\alpha-1}{\theta}\right)^\alpha$	$\gamma^{1-\alpha} \frac{\Gamma(\theta+1)}{\Gamma(1-\alpha)\Gamma(\theta+\alpha)} \frac{\Gamma(j-\alpha)}{\Gamma(j+1)} \left(\frac{\theta+\alpha-1}{\theta}\right)^\alpha$

in terms of j .

We conclude that, just as for the Dirichlet process, the BNPB can achieve both logarithmic cluster number growth in the basic model and power law cluster number growth in the expanded, three-parameter model.

6 SIMULATION

Our theoretical results in Section 5 are supported by simulation results, summarized in Figure 1; in particular, our simulation corroborated the existence of power laws in the three-parameter beta process case examined in Section 5. The simulation was performed as follows. For values of the negative binomial parameter r evenly spaced between 1 and 1,001, we generated beta process weights according to a beta process (or three-parameter beta process) using a stick-breaking representation (Paisley et al., 2010; Broderick et al., 2012). For each of the resulting atoms, we simulated negative binomial draws to arrive at a sample from a BNPB. For each such BNPB, we can count the resulting total number of data points N and total number of clusters K . Thus, each r gives us an (r, N, K) triple.

In the simulation, we set the mass parameter $\gamma = 3$. We set the concentration parameter $\theta = 3$; in particular, we note that the analysis in Section 5 implies that we should always have $\theta > 1$. Finally, we ran the simulation for both the $\alpha = 0$ case, where we expect no power law behavior, and the $\alpha = 0.5$ case, where we do expect power law behavior. The results are shown in Figure 1. In this figure, we scatter plot the (r, K) tuples from the generated (r, N, K) triples on the left and plot the (N, K) tuples on the right.

In the left plot, the upper black points represent the simulation with $\alpha = 0.5$, and the lower blue data points represent the $\alpha = 0$ case. The lower red line illustrates the theoretical result corresponding to the $\alpha = 0$ case (Lemma 12 in Appendix C), and we can see that the anticipated logarithmic growth behavior agrees with our simulation. The upper red line illustrates the theoretical result for the $\alpha = 0.5$ case (Lemma 13 in Appendix C). The agreement between simulation and theory here demonstrates that, in contrast to the $\alpha = 0$

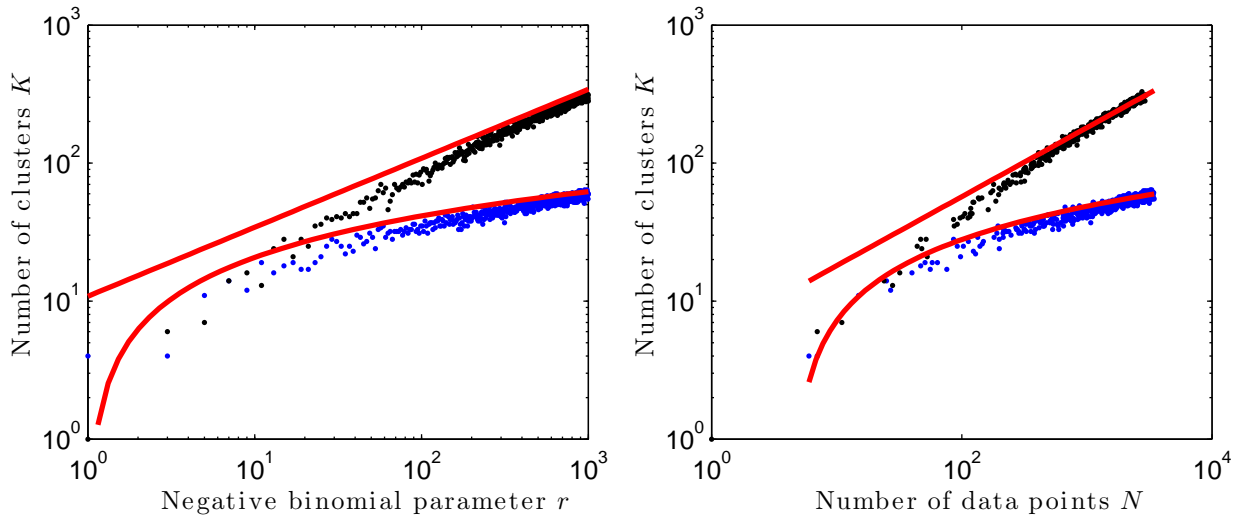


Fig. 1: For each r evenly spaced between 1 and 1,001, we simulate (random) values of the number of data points N and number of clusters K from the BNBPN and 3BNBP. In both plots, we have mass parameter $\gamma = 3$ and concentration parameter $\theta = 3$. On the *left*, we see the number of clusters K as a function of the negative binomial parameter r (see Lemma 12 and Lemma 13 in Appendix C); on the *right*, we see the number of clusters K as a function of the (random) number of data points N (see Theorem 16 and Theorem 17 in Appendix C). In both plots, the upper black points show simulation results for the case $\alpha = 0.5$, and the lower blue points show $\alpha = 0$. Red lines indicate the theoretical asymptotic mean behavior we expect from Section 5.

case, the $\alpha = 0.5$ case exhibits power law growth in the number of clusters K as a function of the negative binomial parameter r .

Our simulations also bear out that the expectation of the random number of data points N increases linearly with r (Lemmas 10 and 11 in Appendix C). We see, then, on the right side of Figure 1 the behavior of the number of clusters K now plotted as a function of N . As expected given the asymptotics of the expected value of N , the behavior in the right plot largely mirrors the behavior in the left plot. Just as in the left plot, the lower red line (Theorem 16 in Appendix C) shows the anticipated logarithmic growth of K and N when $\alpha = 0$. And the upper red line (Theorem 17 in Appendix C) shows the anticipated power law growth of K and N when $\alpha = 0.5$.

We can see the parallels with the DP and PYP here. Clusters generated from the Dirichlet process (i.e., Pitman-Yor process with $\alpha = 0$) exhibit logarithmic growth of the expected number of clusters K as the (deterministic) number of data points N grows. And clusters generated from the Pitman-Yor process with $\alpha \in (0, 1)$ exhibit power law behavior in the expectation of K as a function of (fixed) N . So too do we see that the BNBPN, when applied to clustering problems, yields asymptotic growth similar to the DP and that the 3BNBP yields asymptotic growth similar to the PYP.

7 POSTERIOR INFERENCE

In this section we present posterior inference algorithms for the HBNBP. We focus on the setting in which, for each individual d , there is an associated exchangeable sequence of observations $(x_{d,n})_{n=1}^{N_d}$. We seek to

infer both the admixture component responsible for each observation and the parameter ψ_k associated with each component. Hereafter, we let $z_{d,n}$ denote the unknown component index associated with $x_{d,n}$, so that $x_{d,n} \sim F(\psi_{z_{d,n}})$.

Under the HBNDP admixture model introduced in Section 4, the posterior over component indices and parameters has the form

$$p(\mathbf{z}_{\cdot,\cdot}, \boldsymbol{\psi} \mid \mathbf{x}_{\cdot,\cdot}, \Theta) \propto p(\mathbf{z}_{\cdot,\cdot}, \boldsymbol{\psi}, \mathbf{b}_{0,\cdot}, \mathbf{b}_{\cdot,\cdot} \mid \mathbf{x}_{\cdot,\cdot}, \Theta),$$

where $\Theta \triangleq (F, H, \gamma_0, \theta_0, \boldsymbol{\gamma}, \boldsymbol{\theta}, \mathbf{r})$ is the collection of all fixed hyperparameters. As is the case with HDP admixtures (Teh et al., 2006) and earlier hierarchical beta process featural models (Thibaux and Jordan, 2007), the posterior of the HBNDP admixture cannot be obtained in analytical form due to complex couplings in the marginal $p(\mathbf{x}_{\cdot,\cdot} \mid \Theta)$. We therefore develop Gibbs sampling algorithms (Geman and Geman, 1984) to draw samples of the relevant latent variables from their joint posterior.

A challenging aspect of inference in the nonparametric setting is the countable infinitude of component parameters and the countably infinite support of the component indices. We develop two sampling algorithms that cope with this issue in different ways. In Section 7.1, we use slice sampling to control the number of components that need be considered on a given round of sampling and thereby derive an exact Gibbs sampler for posterior inference under the HBNDP admixture model. In Section 7.2, we describe an efficient alternative sampler that makes use of a finite approximation to the beta process. Throughout we assume that the base measure H is continuous. We note that neither procedure requires conjugacy between the base distribution H and the data-generating distribution F .

7.1 Exact Gibbs slice sampler

Slice sampling (Damien et al., 1999; Neal, 2003) has been successfully employed in several Bayesian nonparametric contexts, including Dirichlet process mixture modeling (Walker, 2007; Papaspiliopoulos, 2008; Kalli et al., 2011) and beta process feature modeling (Teh et al., 2007). The key to its success lies in the introduction of one or more auxiliary variables that serve as adaptive truncation levels for an infinite sum representation of the stochastic process.

This adaptive truncation procedure proceeds as follows. For each observation associated with individual d , we introduce an auxiliary variable $u_{d,n}$ with conditional distribution

$$u_{d,n} \sim \text{Unif}(0, \zeta_{d,z_{d,n}}),$$

where $(\zeta_{d,k})_{k=1}^{\infty}$ is a fixed positive sequence with $\lim_{k \rightarrow \infty} \zeta_{d,k} = 0$. To sample the component indices, we recall that a negative binomial draw $i_{d,k} \sim \text{NB}(r_d, b_{d,k})$ may be represented as a gamma-Poisson mixture:

$$\lambda_{d,k} \sim \text{Gamma}\left(r_d, \frac{1 - b_{d,k}}{b_{d,k}}\right)$$

$$i_{d,k} \sim \text{Pois}(\lambda_{d,k}).$$

We first sample $\lambda_{d,k}$ from its full conditional. By gamma-Poisson conjugacy, this has the simple form

$$\lambda_{d,k} \sim \text{Gamma}(r_d + i_{d,k}, 1/b_{d,k}).$$

We next note that, given $\lambda_{d,\cdot}$ and the total number of observations associated with individual d , the cluster sizes $i_{d,k}$ may be constructed by sampling each $z_{d,n}$ independently from $\lambda_{d,\cdot}/\sum_k \lambda_{d,k}$ and setting $i_{d,k} = \sum_n \mathbb{I}(z_{d,n} = k)$. Hence, conditioned on the number of data points N_d , the component parameters ψ_k , the auxiliary variables $\lambda_{d,k}$, and the slice-sampling variable $u_{d,n}$, we sample the index $z_{d,n}$ from a discrete distribution with

$$\mathbb{P}(z_{d,n} = k) \propto F(dx_{d,n} | \psi_k) \frac{\mathbb{I}(u_{d,n} \leq \zeta_{d,k})}{\zeta_{d,k}} \lambda_{d,k}$$

so that only the finite set of component indices $\{k : \zeta_{d,k} \geq u_{d,n}\}$ need be considered when sampling $z_{d,n}$.

Let $K_d \triangleq \max\{k : \exists n \text{ s.t. } \zeta_{d,k} \geq u_{d,n}\}$ and $K \triangleq \max_d K_d$. Then, on a given round of sampling, we need only explicitly represent $\lambda_{d,k}$ and $b_{d,k}$ for $k \leq K_d$ and ψ_k and $b_{0,k}$ for $k \leq K$. The simple Gibbs conditionals for $b_{d,k}$ and ψ_k can be found in Appendix F.1. To sample the shared beta process weights $b_{0,k}$, we leverage the size-biased construction of the beta process introduced by Thibaux and Jordan (2007):

$$B_0 = \sum_{m=0}^{\infty} \sum_{i=1}^{C_m} b_{0,m,i} \delta_{\psi_{m,i}},$$

where

$$C_m \stackrel{\text{ind}}{\sim} \text{Pois}\left(\frac{\theta_0 \gamma_0}{\theta_0 + m}\right), \quad b_{0,m,i} \stackrel{\text{ind}}{\sim} \text{Beta}(1, \theta_0 + m), \quad \text{and} \quad \psi_{m,i} \stackrel{\text{iid}}{\sim} H,$$

and we develop a Gibbs slice sampler for generating samples from its posterior. The details are deferred to Appendix F.1.

7.2 Finite approximation Gibbs sampler

An alternative to the size-biased construction of B_0 is a finite approximation to the beta process with a fixed number of components, K :

$$b_{0,k} \stackrel{\text{iid}}{\sim} \text{Beta}(\theta_0 \gamma_0 / K, \theta_0 (1 - \gamma_0 / K)), \quad \psi_k \stackrel{\text{iid}}{\sim} H, \quad k \in \{1, \dots, K\}. \quad (10)$$

It is known that, when H is continuous, the distribution of $\sum_{k=1}^K b_{0,k} \delta_{\psi_k}$ converges to $\text{BP}(\theta_0, \gamma_0, H)$ as the number of components $K \rightarrow \infty$ (see the proof of Theorem 3.1 by Hjort (1990) with the choice $A_0(t) = \gamma$). Hence, we may leverage the beta process approximation (10) to develop an approximate posterior sampler for the HBNDP admixture model with an approximation level K that trades off between computational efficiency and fidelity to the true posterior. We defer the detailed conditionals of the resulting Gibbs sampler to Appendix F.3 and briefly compare the behavior of the finite and exact samplers on a toy data set in Figure 2. We note finally that the beta process approximation in Eq. (10) also gives rise to a new finite admixture model that may be of interest in its own right; we explore the utility of this HBNDP approximation in Section 9.

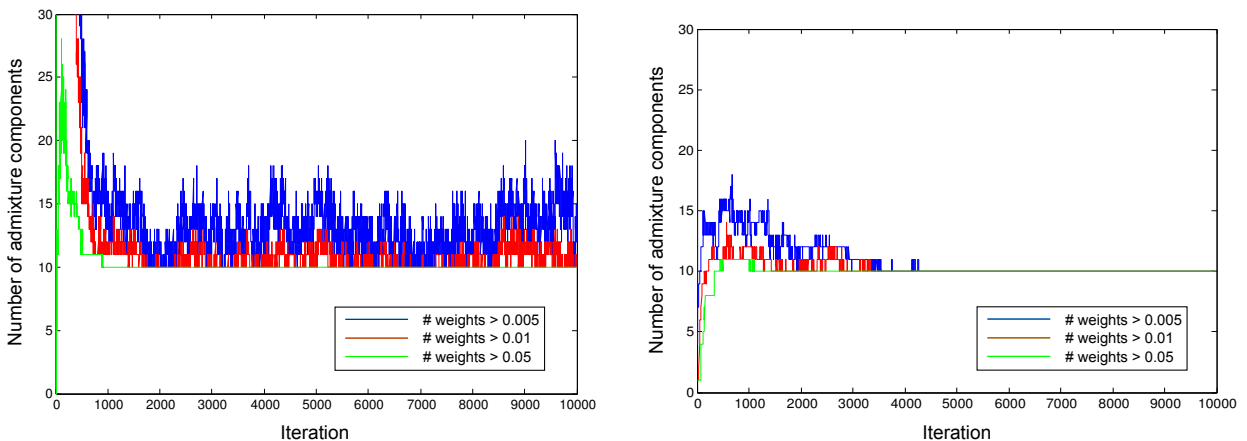


Fig. 2: Number of admixture components used by the finite approximation sampler with $K = 100$ (left) and the exact Gibbs slice sampler (right) on each iteration of HBNBP admixture model posterior inference. We use a standard “toy bars” data set with ten underlying admixture components (cf. Griffiths and Steyvers (2004)). We declare a component to be used by a sample if the sampled beta process weight, $b_{0,k}$, exceeds a small threshold. Both the exact and the finite approximation sampler find the correct underlying structure, while the finite sampler attempts to innovate more because of the larger number of proposal components available to the data in each iteration.

8 DOCUMENT TOPIC MODELING

In the next two sections, we will show how the HBNBP admixture model and its finite approximation can be used as practical building blocks for more complex supervised and unsupervised inferential tasks.

We first consider the unsupervised task of *document topic modeling*, in which each individual d is a document containing N_d observations (words) and each word $x_{d,n}$ belongs to a vocabulary of size V . The topic modeling framework is an instance of admixture modeling in which we assume that each word of each document is generated from a latent admixture component or *topic*, and our goal is to infer the topic underlying each word.

In our experiments, we let H_{ord} , the Ψ dimension of the ordinary component intensity measure, be a Dirichlet distribution with parameter $\eta \mathbf{1}$ for $\eta = 0.1$ and $\mathbf{1}$ a V -dimensional vector of ones and let $F(\psi_k)$ be $\text{Mult}(\mathbf{1}, \psi_k)$. We use the setting $(\gamma_0, \theta_0, \gamma_d, \theta_d) = (3, 3, 1, 10)$ for the global and document-specific mass and concentration parameters and set the document-specific negative binomial shape parameter according to the heuristic $r_d = N_d(\theta_0 - 1)/(\theta_0\gamma_0)$. We arrive at this heuristic by matching N_d to its expectation under a non-hierarchical BNP model and solving for r_d :

$$\mathbb{E}[N_d] = r_d \mathbb{E} \left[\sum_{k=1}^{\infty} b_{d,k}/(1 - b_{d,k}) \right] = \gamma_0 \theta_0 / (\theta_0 - 1).$$

When applying the exact Gibbs slice sampler, we let the slice sampling decay sequence follow the same pattern across all documents: $\zeta_{d,k} = 1.5^{-k}$.

8.1 Worldwide Incidents Tracking System

We report results on the Worldwide Incidents Tracking System (WITS) data set.⁵ This data set consists of reports on 79,754 terrorist attacks from the years 2004 through 2010. Each event contains a written summary of the

5. <https://wits.nctc.gov>

TABLE 2: The number of incidents claimed by each organization in the WITS perpetrator identification experiment.

Group ID	Perpetrator	# Claimed Incidents
1	taliban	2647
2	al-aqsa	417
3	farc	76
4	izz al-din al-qassam	478
5	hizballah	89
6	al-shabaab al-islamiya	426
7	al-quds	505
8	abu ali mustafa	249
9	al-nasser salah al-din	212
10	communist party of nepal (maoist)	291

incident, location information, victim statistics, and various binary fields such as “assassination,” “IED,” and “suicide.” We transformed each incident into a text document by concatenating the summary and location fields and then adding further words to account for other, categorical fields: e.g., an incident with seven hostages would have the word “hostage” added to the document seven times. We used a vocabulary size of $V = 1,048$ words.

Perpetrator Identification. Our experiment assesses the ability of the HBNDP admixture model to discriminate among incidents perpetrated by different organizations. We first grouped documents according to the organization claiming responsibility for the reported incident. We considered 5,390 claimed documents in total distributed across the ten organizations listed in Table 2. We removed all organization identifiers from all documents and randomly set aside 10% of the documents in each group as test data. Next, for each group, we trained an independent, organization-specific HBNDP model on the remaining documents in that group by drawing 10,000 MCMC samples. We proceeded to classify each test document by measuring the likelihood of the document under each trained HBNDP model and assigning the label associated with the largest likelihood. The resulting confusion matrix across the ten candidate organizations is displayed in Table 3a. Results are reported for the exact Gibbs slice sampler; performance under the finite approximation sampler is nearly identical.

For comparison, we carried out the same experiment using the more standard HDP admixture model in place of the HBNDP. For posterior inference, we used the HDP block sampler code of Yee Whye Teh⁶ and initialized the sampler with 100 topics and topic hyperparameter $\eta = 0.1$ (all remaining parameters were set to their default values). For each organization, we drew 250,000 MCMC samples and kept every twenty-fifth sample for evaluation. The confusion matrix obtained through HDP modeling is displayed in Table 3b. We see that, overall, HBNDP modeling leads to more accurate identification of perpetrators than its HDP counterpart. Most notably, the HDP wrongly attributes more than half of all documents from group 1 (taliban) to group 3 (farc) or group 6 (al-shabaab al-islamiya). We hypothesize that the HBNDP’s superior discriminative power

6. <http://www.gatsby.ucl.ac.uk/~ywteh/research/npbayes/npbayes-r1.tgz>

TABLE 3: Confusion matrices for WITS perpetrator identification. See Table 2 for the organization names matching each group ID.

(a) HBNBP Confusion Matrix

		Predicted Groups									
		1	2	3	4	5	6	7	8	9	10
Actual Groups	1	1.00	0.00	0.00	0.00	0.00	0.00	0.00	0.00	0.00	0.00
	2	0.00	0.38	0.00	0.02	0.00	0.00	0.29	0.29	0.02	0.00
	3	0.00	0.00	1.00	0.00	0.00	0.00	0.00	0.00	0.00	0.00
	4	0.00	0.00	0.00	0.54	0.00	0.00	0.15	0.27	0.04	0.00
	5	0.11	0.33	0.00	0.11	0.44	0.00	0.00	0.00	0.00	0.00
	6	0.02	0.00	0.00	0.00	0.00	0.98	0.00	0.00	0.00	0.00
	7	0.00	0.10	0.00	0.06	0.02	0.00	0.48	0.30	0.04	0.00
	8	0.00	0.04	0.00	0.00	0.00	0.00	0.16	0.76	0.04	0.00
	9	0.00	0.10	0.00	0.05	0.10	0.00	0.29	0.43	0.05	0.00
	10	0.00	0.00	0.00	0.00	0.00	0.00	0.00	0.00	0.00	1.00

(b) HDP Confusion Matrix

		Predicted Groups									
		1	2	3	4	5	6	7	8	9	10
Actual Groups	1	0.46	0.00	0.26	0.00	0.03	0.23	0.00	0.00	0.00	0.01
	2	0.00	0.31	0.02	0.02	0.00	0.00	0.29	0.36	0.00	0.00
	3	0.00	0.00	1.00	0.00	0.00	0.00	0.00	0.00	0.00	0.00
	4	0.00	0.00	0.00	0.52	0.04	0.00	0.06	0.31	0.06	0.00
	5	0.11	0.00	0.00	0.00	0.44	0.00	0.11	0.11	0.11	0.11
	6	0.00	0.00	0.00	0.00	0.00	1.00	0.00	0.00	0.00	0.00
	7	0.00	0.10	0.00	0.04	0.00	0.00	0.38	0.42	0.06	0.00
	8	0.00	0.04	0.00	0.00	0.00	0.00	0.08	0.84	0.04	0.00
	9	0.00	0.05	0.00	0.10	0.00	0.00	0.24	0.62	0.00	0.00
	10	0.00	0.00	0.00	0.00	0.00	0.00	0.00	0.00	0.00	1.00

stems from its ability to distinguish between documents both on the basis of word frequency and on the basis of document length.

We would expect the HBNBP to have greatest difficulty discriminating among perpetrators when both word usage frequencies and document length distributions are similar across groups. To evaluate the extent to which this occurs in our perpetrator identification experiment, for each organization, we plotted the density histogram of document lengths in Figure 3a and the heat map displaying word usage frequency across all associated documents in Figure 3b. We find that the word frequency patterns are nearly identical across groups 2, 7, 8, and 9 (al-aqsa, al-quds, abu ali mustafa, and al-nasser salah al-din, respectively) and that the document length distributions of these four groups are all well aligned. As expected, the majority of classification errors made by our HBNBP models result from misattribution among these same four groups. The same group similarity structure is evidenced in a display of the ten most probable words from the most probable HBNBP topic for each group, Table 4. There, we also find an intuitive summary of the salient regional and methodological vocabulary associated with each organization.

9 IMAGE SEGMENTATION AND OBJECT RECOGNITION

Two problems of enduring interest in the computer vision community are *image segmentation*, dividing an image into its distinct, semantically meaningful regions, and *object recognition*, labeling the regions of images according to their semantic object classes. Solutions to these problems are at the core of applications such as content-based image retrieval, video surveying, and object tracking. Here we will take an admixture modeling

TABLE 4: The ten most probable words from the most probable topic in the final MCMC sample of each group in the WITS perpetrator identification experiment. The topic probability is given in parentheses. See Table 2 for the organization names matching each group ID.

HBNDP: Top topic per organization	
group 1 (0.29)	afghanistan, assailants, claimed, responsibility, armedattack, fired, police, victims, armed, upon
group 2 (0.77)	israel, assailants, armedattack, responsibility, fired, claimed, district, causing, southern, damage
group 3 (0.95)	colombia, victims, facility, wounded, armed, claimed, forces, revolutionary, responsibility, assailants
group 4 (0.87)	israel, fired, responsibility, claimed, armedattack, causing, injuries, district, southern, assailants
group 5 (0.95)	victims, wounded, facility, israel, responsibility, claimed, armedattack, fired, rockets, katyusha
group 6 (0.54)	wounded, victims, somalia, civilians, wounding, facility, killing, mortars, armedattack, several
group 7 (0.83)	israel, district, southern, responsibility, claimed, fired, armedattack, assailants, causing, injuries
group 8 (0.94)	israel, district, southern, armedattack, claimed, fired, responsibility, assailants, causing, injuries
group 9 (0.88)	israel, district, southern, fired, responsibility, claimed, armedattack, assailants, causing, injuries
group 10 (0.80)	nepal, victims, hostage, assailants, party, communist, claimed, front, maolist/united, responsibility

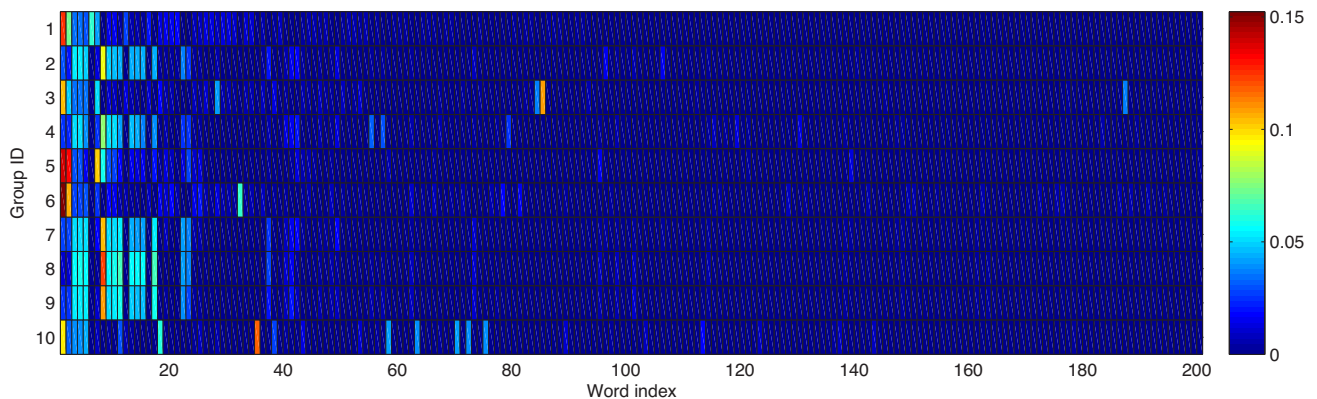
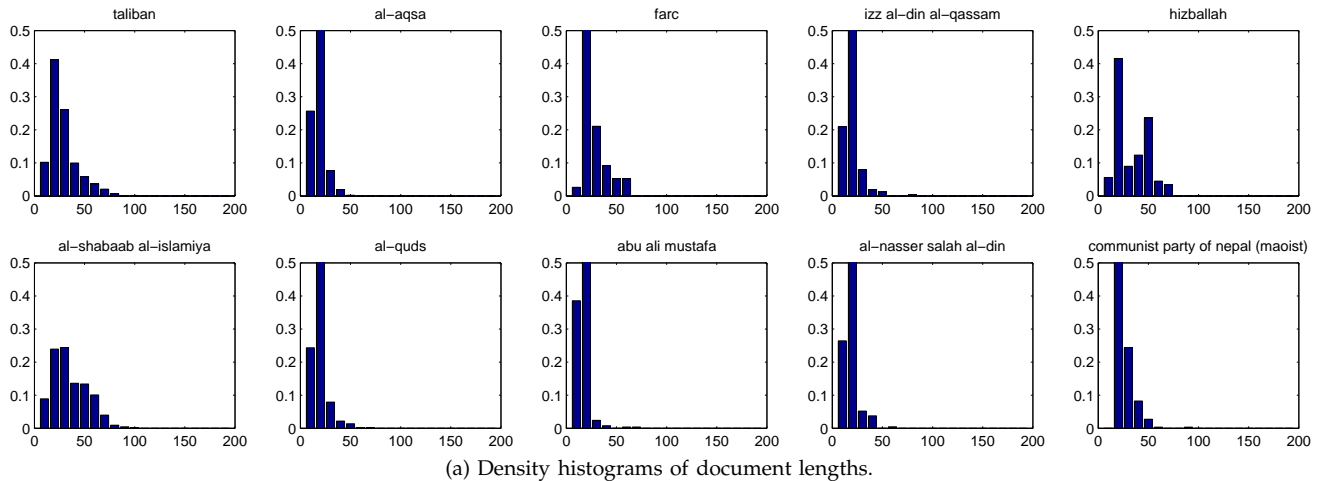


Fig. 3: Document length distributions and word frequencies for each organization in the WITS perpetrator identification experiment.

approach to jointly recognizing and localizing objects within images (Cao and Li, 2007; Russell et al., 2006; Sivic et al., 2005; Verbeek and Triggs, 2007). Each individual d is an image comprised of N_d image patches (observations), and each patch $x_{d,n}$ is assumed to be generated by an unknown object class (a latent component of the admixture). Given a series of training images with image patches labeled, the problem of recognizing and localizing objects in a new image reduces to inferring the latent class associated with each new image patch. Since the number of object classes is typically known *a priori*, we will tackle this inferential task with the finite approximation to the HBNDP admixture model given in Section 7.2 and compare its performance

with that of a more standard model of admixture, Latent Dirichlet Allocation (LDA) (Blei et al., 2003).

9.1 Representing an Image Patch

We will represent each image patch as a vector of visual descriptors drawn from multiple modalities. Verbeek and Triggs (2007) suggest three complementary modalities: texture, hue, and location. Here, we introduce a fourth: opponent angle. To describe hue, we use the robust hue descriptor of Van De Weijer and Schmid (2006), which grants invariance to illuminant variations, lighting geometry, and specularities. For texture description we use “dense SIFT” features (Lowe, 2004; Dalal and Triggs, 2005), histograms of oriented gradients computed not at local keypoints but rather at a single scale over each patch. To describe coarse location, we cover each image with a regular $c \times c$ grid of cells (for a total of $V^{\text{loc}} = c^2$ cells) and assign each patch the index of the covering cell. The opponent angle descriptor of Van De Weijer and Schmid (2006) captures a second characterization of image patch color. These features are invariant to specularities, illuminant variations, and diffuse lighting conditions.

To build a discrete visual vocabulary from these raw descriptors, we vector quantize the dense SIFT, hue, and opponent angle descriptors using k-means, producing V^{sift} , V^{hue} , and V^{opp} clusters respectively. Finally, we form the observation associated with a patch by concatenating the four modality components into a single vector, $\mathbf{x}_{d,n} = (x_{d,n}^{\text{sift}}, x_{d,n}^{\text{hue}}, x_{d,n}^{\text{loc}}, x_{d,n}^{\text{opp}})$. As in Verbeek and Triggs (2007), we assume that the descriptors from disparate modalities are conditionally independent given the latent object class of the patch. Hence, we define our data generating distribution and our base distribution over parameters $\psi_k = (\psi_k^{\text{sift}}, \psi_k^{\text{hue}}, \psi_k^{\text{loc}}, \psi_k^{\text{opp}})$ via

$$\begin{aligned} \psi_k^m &\stackrel{\text{ind}}{\sim} \text{Dirichlet}(\eta \mathbf{1}_{V^m}) && \text{for } m \in \{\text{sift, hue, loc, opp}\} \\ x_{d,n}^m | z_{d,n}, \psi &\stackrel{\text{ind}}{\sim} \text{Mult}(1, \psi_{z_{d,n}}^m) && \text{for } m \in \{\text{sift, hue, loc, opp}\} \end{aligned}$$

for a hyperparameter $\eta \in \mathbb{R}$ and $\mathbf{1}_{V^m}$ a V^m -dimensional vector of ones.

9.2 Experimental Setup

We use the Microsoft Research Cambridge pixel-wise labeled image database v1 in our experiments.⁷ The data set consists of 240 images, each of size 213×320 pixels. Each image has an associated pixel-wise ground truth labeling, with each pixel labeled as belonging to one of 13 semantic classes or to the *void* class. Pixels have a ground truth label of *void* when they do not belong to any semantic class or when they lie on the boundaries between classes in an image. The dataset provider notes that there are insufficiently many instances of *horse*, *mountain*, *sheep*, or *water* to learn these classes, so, as in Verbeek and Triggs (2007), we treat these ground truth labels as *void* as well. Thus, our general task is to learn and segment the remaining nine semantic object classes.

From each image, we extract 20×20 pixel patches spaced at 10 pixel intervals across the image. We choose the visual vocabulary sizes $(V^{\text{sift}}, V^{\text{hue}}, V^{\text{loc}}, V^{\text{opp}}) = (1000, 100, 100, 100)$ and fix the hyperparameter $\eta = 0.1$.

7. <http://research.microsoft.com/vision/cambridge/recognition/>




Fig. 4: MSRC-v1 test image segmentations inferred by the HBNBP admixture model (best viewed in color).

As in Verbeek and Triggs (2007), we assign each patch a ground truth label $z_{d,n}$ representing the most frequent pixel label within the patch. When performing posterior inference, we divide the dataset into training and test images. We allow the inference algorithm to observe the labels of the training image patches, and we evaluate the algorithm’s ability to correctly infer the label associated with each test image patch.

Since the number of object classes is known *a priori*, we employ the HBNBP finite approximation Gibbs sampler of Section 7.2 to conduct posterior inference. We again use the hyperparameters $(\gamma_0, \theta_0, \gamma_d, \theta_d) = (3, 3, 1, 10)$ for all documents d and set r_d according to the heuristic $r_d = N_d(\theta_0 - 1)/(\theta_0\gamma_0)$. We draw 10,000 samples and, for each test patch, predict the label with the highest posterior probability across the samples. We compare HBNBP performance with that of LDA using the standard variational inference algorithm of Blei et al. (2003) and maximum *a posteriori* prediction of patch labels. For each model, we set $K = 10$, allowing for the nine semantic classes plus *void*, and, following Verbeek and Triggs (2007), we ensure that the *void* class remains generic by fixing $\psi_{10}^m = (\frac{1}{\sqrt{m}}, \dots, \frac{1}{\sqrt{m}})$ for each modality m .

9.3 Results

Figure 4 displays sample test image segmentations obtained using the HBNBP admixture model. Each pixel is given the predicted label of its closest patch center. Test patch classification accuracies for the HBNBP admixture model and LDA are reported in Tables 5a and 5b respectively. All results are averaged over twenty randomly generated 90% training / 10% test divisions of the data set. The two methods perform comparably, with the HBNBP admixture model outperforming LDA in the prediction of every object class save *building*. Indeed, the mean object class accuracy is 0.79 for the HBNBP model versus 0.76 for LDA, showing that the HBNBP provides a viable alternative to more classical approaches to admixture.

9.4 Parameter Sensitivity

To test the sensitivity of the HBNBP admixture model to misspecification of the mass, concentration, and likelihood hyperparameters, we measure the fluctuation in test set performance as each hyperparameter deviates from its default value (with the remainder held fixed). The results of this study are summarized

TABLE 5: Confusion matrices for patch-level image segmentation and object recognition on the MSRC-v1 database. We report test image patch inference accuracy averaged over twenty randomly generated 90% training / 10% test divisions.

(a) HBNDP Confusion Matrix

		Predicted Class Label								
		building	grass	tree	cow	sky	aeroplane	face	car	bicycle
Actual Class Label	building	0.66	0.01	0.05	0.00	0.03	0.09	0.01	0.03	0.09
	grass	0.00	0.89	0.06	0.02	0.00	0.01	0.00	0.00	0.00
	tree	0.01	0.08	0.75	0.01	0.04	0.03	0.00	0.00	0.07
	cow	0.00	0.10	0.04	0.72	0.00	0.00	0.05	0.01	0.01
	sky	0.04	0.00	0.01	0.00	0.93	0.01	0.00	0.00	0.00
	aeroplane	0.10	0.04	0.01	0.00	0.02	0.81	0.00	0.02	0.00
	face	0.04	0.00	0.01	0.04	0.00	0.00	0.84	0.00	0.00
	car	0.20	0.00	0.01	0.00	0.01	0.01	0.00	0.73	0.02
	bicycle	0.16	0.00	0.04	0.00	0.00	0.00	0.00	0.02	0.73

(b) LDA Confusion Matrix

		Predicted Groups								
		building	grass	tree	cow	sky	aeroplane	face	car	bicycle
Actual Groups	building	0.69	0.01	0.04	0.01	0.03	0.07	0.01	0.03	0.08
	grass	0.00	0.88	0.05	0.02	0.00	0.01	0.00	0.00	0.00
	tree	0.02	0.08	0.75	0.01	0.04	0.02	0.00	0.00	0.05
	cow	0.00	0.10	0.03	0.70	0.00	0.00	0.05	0.01	0.01
	sky	0.05	0.00	0.02	0.00	0.91	0.01	0.00	0.00	0.00
	aeroplane	0.12	0.04	0.01	0.00	0.02	0.75	0.00	0.03	0.00
	face	0.04	0.00	0.01	0.05	0.00	0.00	0.80	0.00	0.00
	car	0.19	0.00	0.01	0.00	0.01	0.01	0.00	0.71	0.03
	bicycle	0.19	0.00	0.04	0.01	0.00	0.00	0.00	0.02	0.68

TABLE 6: Sensitivity of HBNDP admixture model to hyperparameter specification for joint image segmentation and object recognition on the MSRC-v1 database. Each hyperparameter is varied across the specified range while the remaining parameters are held fixed to the default values reported in Section 9.2. We report test patch inference accuracy averaged across object classes and over twenty randomly generated 90% training / 10% test divisions. For each test patch, we predict the label with the highest posterior probability across 2,000 samples.

Hyperparameter	Parameter range	Minimum accuracy	Maximum accuracy
γ_0	[0.3, 30]	0.786	0.787
θ_0	[1.5, 30]	0.786	0.786
η	$[2 \times 10^{-16}, 1]$	0.778	0.788

in Table 6. We find that the HBNDP model is rather robust to changes in the hyperparameters and maintains nearly constant predictive performance, even as the parameters vary over several orders of magnitude.

10 CONCLUSIONS

Motivated by problems of admixture, in which individuals are represented multiple times in multiple latent classes, we introduced the negative binomial process, an infinite-dimensional prior for vectors of counts. We developed new nonparametric admixture models based on the NBP and its conjugate prior, the beta process, and characterized the relationship between the BNP and preexisting models for admixture. We also analyzed the asymptotics of our new priors, derived MCMC procedures for posterior inference, and demonstrated the effectiveness of our models in the domains of image segmentation and document analysis.

There are many other problem domains in which latent vectors of counts provide a natural modeling framework and where we believe that the HBNDP can prove useful. These include the computer vision task

of *multiple object recognition*, where one aims to discover which and how many objects are present in a given image (Titsias, 2008), and the problem of modeling *copy number variation* in genomic regions, where one seeks to infer the underlying events responsible for large repetitions or deletions in segments of DNA (Chen et al., 2011).

ACKNOWLEDGMENTS

Support for this project was provided by IARPA under the “Knowledge Discovery and Dissemination” program (IARPA-BAA-09-10) and by ONR under the Multidisciplinary University Research Initiative (MURI) program (N00014-11-1-0688). Tamara Broderick was supported by a National Science Foundation Graduate Research Fellowship. Lester Mackey was supported by the National Defense Science and Engineering Graduate Fellowship.

REFERENCES

- Blei, D. M., Ng, A. Y., and Jordan, M. I. (2003), “Latent Dirichlet allocation,” *The Journal of Machine Learning Research*, 3, 993–1022.
- Broderick, T., Jordan, M. I., and Pitman, J. (2012), “Beta processes, stick-breaking, and power laws,” *Bayesian Analysis*, 7.
- Cao, L., and Li, F.-F. (2007), Spatially coherent latent topic model for concurrent segmentation and classification of objects and scenes,, in *IEEE International Conference on Computer Vision*, pp. 1–8.
- Chen, H., Xing, H., and Zhang, N. R. (2011), “Stochastic segmentation models for allele-specific copy number estimation with SNP-array data,” *PLoS Computational Biology*, 7, e1001060.
- Dalal, N., and Triggs, B. (2005), Histograms of oriented gradients for human detection,, in *Conference on Computer Vision and Pattern Recognition*, IEEE Computer Society, pp. 886–893.
- Damien, P., Wakefield, J., and Walker, S. (1999), “Gibbs sampling for Bayesian non-conjugate and hierarchical models by using auxiliary variables,” *Journal of the Royal Statistical Society Series B*, 61, 331–344.
- Erosheva, E. A., and Fienberg, S. E. (2005), Bayesian mixed membership models for soft clustering and classification,, in *Classification—The Ubiquitous Challenge*, Springer, New York, pp. 11–26.
- Ferguson, T. S. (1973), “A Bayesian analysis of some nonparametric problems,” *Annals of Statistics*, 1(2), 209–230.
- Fox, E., Sudderth, E., Jordan, M., and Willsky, A. (2009), “Sharing features among dynamical systems with beta processes,” *Advances in Neural Information Processing Systems*, 22, 549–557.
- Fraley, C., and Raftery, A. E. (2002), “Model-based clustering, discriminant analysis and density estimation,” *Journal of the American Statistical Association*, 97, 611–631.
- Geman, S., and Geman, D. (1984), “Stochastic relaxation, Gibbs distributions, and the Bayesian restoration of images,” *IEEE Pattern Analysis and Machine Intelligence*, 6, 721–741.
- Gnedin, A., Hansen, B., and Pitman, J. (2007), “Notes on the occupancy problem with infinitely many boxes: General asymptotics and power laws,” *Probability Surveys*, 4, 146–171.
- Goldwater, S., Griffiths, T., and Johnson, M. (2006), “Interpolating between types and tokens by estimating power-law generators,” in *Advances in Neural Information Processing Systems 18*, eds. Y. Weiss, B. Schölkopf, and J. Platt, Vol. 18, Cambridge, MA: MIT Press, pp. 459–466.
- Griffiths, T., and Ghahramani, Z. (2006), “Infinite latent feature models and the Indian buffet process,” in *Advances in Neural Information Processing Systems 18*, eds. Y. Weiss, B. Schölkopf, and J. Platt, Cambridge, MA: MIT Press, pp. 475–482.

- Griffiths, T. L., and Steyvers, M. (2004), "Finding scientific topics," *Proceedings of the National Academy of Sciences*, 101(Suppl. 1), 5228–5235.
- Hjort, N. (1990), "Nonparametric Bayes estimators based on beta processes in models for life history data," *Annals of Statistics*, 18(3), 1259–1294.
- Kalli, M., Griffin, J. E., and Walker, S. G. (2011), "Slice sampling mixture models," *Statistics and Computing*, 21, 93–105.
- Kim, Y. (1999), "Nonparametric Bayesian estimators for counting processes," *Annals of Statistics*, 27(2), 562–588.
- Kingman, J. F. C. (1967), "Completely random measures," *Pacific Journal of Mathematics*, 21(1), 59–78.
- Kingman, J. F. C. (1993), *Poisson Processes*, New York: Oxford University Press.
- Korwar, R. M., and Hollander, M. (1973), "Contributions to the theory of Dirichlet processes," *The Annals of Probability*, pp. 705–711.
- Lijoi, A., Mena, R. H., and Prünster, I. (2007), "Controlling the reinforcement in Bayesian non-parametric mixture models," *Journal of the Royal Statistical Society: Series B (Statistical Methodology)*, 69(4), 715–740.
- Lowe, D. G. (2004), "Distinctive image features from scale-invariant keypoints," *International Journal of Computer Vision*, 60(2), 91–110.
- MacEachern, S. N., and Müller, P. (1998), "Estimating mixture of Dirichlet process models," *Journal of Computational and Graphical Statistics*, 7, 223–238.
- McCloskey, J. W. (1965), A model for the distribution of individuals by species in an environment, PhD thesis, Michigan State University.
- McLachlan, G., and Basford, K. (1988), *Mixture Models: Inference and Applications to Clustering*, New York: Dekker.
- Mitzenmacher, M. (2004), "A brief history of generative models for power law and lognormal distributions," *Internet mathematics*, 1(2), 226–251.
- Neal, R. M. (2000), "Markov chain sampling methods for Dirichlet process mixture models," *Journal of Computational and Graphical Statistics*, 9(2), 249–265.
- Neal, R. M. (2003), "Slice sampling," *Annals of Statistics*, 31(3), 705–741.
- Newman, M. (2005), "Power laws, Pareto distributions and Zipf's law," *Contemporary physics*, 46(5), 323–351.
- Paisley, J., Zaas, A., Woods, C. W., Ginsburg, G. S., and Carin, L. (2010), A stick-breaking construction of the beta process,, in *International Conference on Machine Learning*, Haifa, Israel.
- Papaspiliopoulos, O. (2008), A note on posterior sampling from Dirichlet mixture models,, Technical Report 8, University of Warwick, Centre for Research in Statistical Methodology.
- Pitman, J. (2006), *Combinatorial Stochastic Processes*, Vol. 1875 of *Lecture Notes in Mathematics*, Berlin: Springer-Verlag.
- Pitman, J., and Yor, M. (1997), "The two-parameter Poisson-Dirichlet distribution derived from a stable subordinator," *Annals of Probability*, 25, 855–900.
- Pritchard, J. K., Stephens, M., and Donnelly, P. (2000), "Inference of population structure using multilocus genotype data," *Genetics*, 155(2), 945–959.
- Qi, F., and Losonczy, L. (2010), "Bounds for the ratio of two gamma functions," *Journal of Inequalities and Applications*, 2010, 204.
- Russell, B. C., Freeman, W. T., Efros, A. A., Sivic, J., and Zisserman, A. (2006), Using multiple segmentations to discover objects and their extent in image collections,, in *IEEE Computer Society Conference on Computer Vision and Pattern Recognition*, pp. 1605–1614.
- Sivic, J., Russell, B., Efros, A., Zisserman, A., and Freeman, W. (2005), Discovering object categories in image collections,, Technical Report AIM-2005-005, MIT.
- Teh, Y. W. (2006), A hierarchical Bayesian language model based on Pitman-Yor processes,, in *Proceedings of the 21st*

- International Conference on Computational Linguistics and the 44th annual meeting of the Association for Computational Linguistics*, Association for Computational Linguistics, pp. 985–992.
- Teh, Y. W., and Görür, D. (2009), Indian buffet processes with power-law behavior,, in *Advances in Neural Information Processing Systems 22*, eds. Y. Bengio, D. Schuurmans, J. Lafferty, C. K. I. Williams, and A. Culotta, pp. 1838–1846.
- Teh, Y. W., Görür, D., and Ghahramani, Z. (2007), Stick-breaking construction for the Indian buffet process,, in *Proceedings of the International Conference on Artificial Intelligence and Statistics*, Vol. 11.
- Teh, Y. W., Jordan, M. I., Beal, M. J., and Blei, D. M. (2006), “Hierarchical Dirichlet processes,” *Journal of the American Statistical Association*, 101(476), 1566–1581.
- Thibaux, R. J. (2008), Nonparametric Bayesian models for machine learning, PhD thesis, EECS Department, University of California, Berkeley.
- Thibaux, R., and Jordan, M. (2007), Hierarchical beta processes and the Indian buffet process,, in *Proceedings of the International Conference on Artificial Intelligence and Statistics*, Vol. 11.
- Titsias, M. (2008), “The infinite gamma-Poisson feature model,” in *Advances in Neural Information Processing Systems 20*, eds. J. C. Platt, D. Koller, Y. Singer, and S. Roweis, Cambridge, MA: MIT Press, pp. 1513–1520.
- Tricomi, F. G., and Erdélyi, A. (1951), “The asymptotic expansion of a ratio of gamma functions,” *Pacific Journal of Mathematics*, 1(1), 133–142.
- Van De Weijer, J., and Schmid, C. (2006), Coloring local feature extraction,, in *Proceedings of the European Conference on Computer Vision*, pp. 334–348.
- Verbeek, J. J., and Triggs, B. (2007), Region classification with Markov field aspect models,, in *Conference on Computer Vision and Pattern Recognition*, IEEE Computer Society.
- Walker, S. G. (2007), “Sampling the Dirichlet mixture model with slices,” *Communications in Statistics–Simulation and Computation*, 36, 45–54.
- Watterson, G. A. (1974), “The sampling theory of selectively neutral alleles,” *Advances in applied probability*, pp. 463–488.
- West, M. (1992), Hyperparameter estimation in Dirichlet process mixture models,, Technical Report 92-A03, Institute of Statistics and Decision Sciences Discussion Paper.
- Wood, F., Archambeau, C., Gasthaus, J., James, L., and Teh, Y. W. (2009), A stochastic memoizer for sequence data,, in *Proceedings of the 26th Annual International Conference on Machine Learning*, ACM, pp. 1129–1136.
- Zhou, M., Hannah, L., Dunson, D., and Carin, L. (2012), Beta-negative binomial process and Poisson factor analysis,, in *International Conference on Artificial Intelligence and Statistics*.

TABLE 7: A comparison of two Bayesian nonparametric constructions of clusterings such that the clusters have conditionally independent, random sizes; hence the data set size itself is random. PP indicates a Poisson point process draw with the given intensity.

Beta negative binomial process	Gamma Poisson likelihood process
$\nu(db, d\psi) = \gamma\theta b^{-1}(1-b)^{\theta-1} db H(d\psi)$ $(b_k, \psi_k) \sim \text{PP}(\nu(db, d\psi))$ $B = \sum_k b_k \delta_{\psi_k}$ $\lambda_k \stackrel{\text{ind}}{\sim} \text{Gamma}(r, \frac{1-b_k}{b_k})$ $i_k \stackrel{\text{ind}}{\sim} \text{Pois}(\lambda_k)$	$\nu(d\tilde{g}, d\psi) = \theta\tilde{g}^{-1}e^{-c\tilde{g}} d\tilde{g} H(d\psi)$ $(\tilde{g}_k, \psi_k) \sim \text{PP}(\nu(d\tilde{g}, d\psi))$ $\tilde{G} = \sum_k \tilde{g}_k \delta_{\psi_k}$ $i_k \stackrel{\text{ind}}{\sim} \text{Pois}(\tilde{g}_k)$

APPENDIX A

CONNECTIONS

In Section 4 we noted that both the beta-negative binomial process (BNBP) and the gamma Poisson process (Γ PLP) provide nonparametric models for the count vectors arising in admixture models. In this section, we will elucidate some of the deeper connections between these two stochastic processes. We will see that understanding these connections can not only inspire new stochastic process constructions but also lead to novel inference algorithms.

We are motivated by Table 7, which indicates a strong parallel between the BNBP and Γ PLP constructions for clusterings where the size of each cluster is independent and random conditioned on some underlying process. The former requires an additional random stage consisting of a draw from a gamma distribution. Here, we use the representation of the negative binomial distribution, $i \sim \text{NB}(r, b)$, as a gamma mixture of Poisson distributions: $\tilde{b} \sim \text{Gamma}(r, (1-b)/b)$ and $i \sim \text{Pois}(\tilde{b})$. However, this table mostly highlights the parallel on the level of the likelihood process and therefore on the level of classic, one-dimensional distributions. The relations between such distributions are well-studied.

Noting that many classic, one-dimensional distributions are easily obtained from each other by a simple change of variables, we aim to find new, analogous transformations in the stochastic process setting. In particular, all of our results in this section, which apply to nonparametric Bayesian priors derived from Poisson point processes, have direct analogues in the setting of one-dimensional distributions. We start by reviewing these known distributional relations. First, consider a beta distributed random variable $x \sim \text{Beta}(a, b)$. Then the variable $x/(1-x)$ has a *beta prime distribution* with parameters a and b ; specifically, $\beta'(a, b)$ denotes the beta prime distribution with density

$$\beta'(z | a, b) = \frac{\Gamma(a+b)}{\Gamma(a)\Gamma(b)} z^{a-1} (1+z)^{-a-b}.$$

The beta prime distribution can alternatively be derived from a gamma distribution. Namely, if $x \sim \text{Gamma}(a, c)$ and $y \sim \text{Gamma}(b, c)$ are independent, then $x/y \sim \beta'(a, b)$. This connection is not the only one between the beta and gamma distributions though. Let

$$x \sim \text{Gamma}(a, c), \quad y \sim \text{Gamma}(b, c). \tag{11}$$

Then

$$x/(x+y) \sim \text{Beta}(a, b). \quad (12)$$

In the rest of this section, we present similar results but now for the process case—the beta process, gamma process and a new process we call the *beta prime process*. The proofs of these results appear in Appendix B.

We start by defining a new completely random measure with nonnegative, real-valued feature weights. First, we note that, as for the processes defined in Section 2, there is no deterministic measure. Second, we specify that the fixed atoms have distribution

$$\eta_l \stackrel{\text{ind}}{\sim} \beta'(\theta\gamma\rho_l, \theta(1-\gamma\rho_l))$$

at locations (u_l) . Here, $\theta > 0$, $\gamma > 0$, $(\rho_l)_{l=1}^\infty$, and (u_l) are parameters. As usual, while the number of fixed atoms L may be countably infinite, it is typically finite. Finally, the ordinary component has Poisson process intensity $H_{ord} \times \nu$, where

$$\nu(d\tilde{b}) = \gamma\theta\tilde{b}^{-1}(1+\tilde{b})^{-\theta} d\tilde{b}, \quad (13)$$

which we note is sigma-finite with finite mean, guaranteeing that the number of atoms generated from the ordinary component will be countably infinite with finite sum.

We abbreviate by defining $H = \sum_{l=1}^L \rho_l \delta_{u_l} + H_{ord}$ and say that the resulting CRM $\tilde{B} \triangleq \sum_k \tilde{b}_k \delta_{\psi_k}$ is a draw from a *beta prime process* (BPP) with base distribution $H: \tilde{B} \sim \text{BPP}(\theta, \gamma, H)$. The name “beta prime process” reflects the fact that the underlying intensity is an improper beta prime distribution as well as the beta prime distribution of the fixed atoms.

With this definition in hand, we can find the stochastic process analogues of the distributional results above (with proofs in Appendix B). Just as a beta prime distribution can be derived from a beta random variable, we have the following result that a similar transformation of the atom weights of a beta process yields a beta prime process.

Proposition 4. *Suppose $B = \sum_k b_k \delta_{\psi_k} \sim \text{BP}(\theta, \gamma, H)$. Then $\sum_k \frac{b_k}{1-b_k} \delta_{\psi_k} \sim \text{BPP}(\theta, \gamma, H)$.*

Just as a beta prime random variable can be derived as the ratio of gamma random variables, we find that the atoms of the beta prime process can be constructed as by taking ratios of gamma random variables and the atoms of a gamma process.

Proposition 5. *Suppose $\tilde{G} = \sum_k \tilde{g}_k \delta_{\psi_k} \sim \Gamma(\gamma\theta, c, H)$ and $\tau_k \sim \text{Gamma}(\theta(1-\gamma H(\{\psi_k\})), c)$ independently for each k . Then $\sum_k \frac{\tilde{g}_k}{\tau_k} \delta_{\psi_k} \sim \text{BPP}(\theta, \gamma, H)$.*

And, finally, the analogue to constructing a beta random variable from two gamma random variables is the construction of a beta process from a gamma process and an infinite vector of independent gamma random variables.

Proposition 6. Suppose $\tilde{G} = \sum_k \tilde{g}_k \delta_{\psi_k} \sim \text{GP}(\gamma\theta, c, H)$ and $\tau_k \sim \text{Gamma}(\theta(1 - \gamma H(\{\psi_k\})), c)$ independently for each k . Then $\sum_k \frac{\tilde{g}_k}{\tau_k + \tilde{g}_k} \delta_{\psi_k} \sim \text{BP}(\theta, \gamma, H)$.

The key to the manipulations above was the Poisson process framework of the ordinary component. In particular, we see that BP itself can be derived from GP, and therefore the connection between the BNPB and GPLP is not restricted to just the negative binomial and Poisson likelihood. Moreover, besides introducing a further stochastic process in the form of the beta prime process, we emphasize that these relations potentially allow us to perform inference for a new stochastic process when inference for another, related stochastic process is already known—or to have available alternative, potentially faster or better mixing, inference algorithms.

APPENDIX B

PROOFS FOR APPENDIX A

Proof of Proposition 4: First, consider the ordinary component of a beta process. The Mapping Theorem of Kingman (1993) tells us that if the collection of tuples (ψ_k, b_k) come from a Poisson process with intensity $H_{ord} \times \nu_{beta}$, where ν_{beta} is the beta process intensity of Eq. (2), then the collection of tuples $(\psi_k, b_k/(1 - b_k))$ are draws from a Poisson process with intensity $H_{ord} \times \nu$, where we apply a change of variables to find:

$$\begin{aligned} \nu(d\tilde{b}) &= \gamma\theta \left(\frac{\tilde{b}}{1 + \tilde{b}} \right)^{-1} \left(1 - \frac{\tilde{b}}{1 + \tilde{b}} \right)^{\theta-1} \frac{1}{(1 + \tilde{b})^2} d\tilde{b} \\ \nu(d\tilde{b}) &= \gamma\theta \tilde{b}^{-1} (1 + \tilde{b})^{-\theta} d\tilde{b}, \end{aligned}$$

which matches Eq. (13).

For any particular atom where $b_k \sim \text{Beta}(\theta\gamma\rho_k, \theta(1 - \gamma\rho_k))$ and $\rho_k = H(\{\psi_k\}) > 0$, we simply quote the well-known, one-dimensional change of variables $b_k/(1 - b_k) \sim \beta'(\theta\gamma\rho_k, \theta(1 - \gamma\rho_k))$.

Since there is no deterministic component, we have considered all components of the completely random measure. □

Proof of Proposition 5: We again start with the ordinary component of a completely random measure. In particular, we assume the collection of tuples (ψ_k, \tilde{g}_k) is generated according to a Poisson process with intensity $H_{ord} \times \nu_{gamma}$, where ν_{gamma} is the gamma process intensity of Eq. (4).

Consider a random variable $\tau_k \sim \text{Gamma}(\theta, c)$ associated with each such tuple. Then $1/\tau_k \sim \text{IG}(\theta, c)$. We consider a marked Poisson process with mark $\tilde{b}_k \triangleq \tilde{g}_k/\tau_k$ at tuple (ψ_k, \tilde{g}_k) of the original process. By the scaling property of the inverse gamma distribution, we note $\tilde{b}_k \sim \text{IG}(\theta, c\tilde{g}_k)$ given \tilde{g}_k . So the Marking Theorem (Kingman, 1993) implies that the collection of tuples (ψ_k, \tilde{b}_k) is itself a draw from a Poisson point process with intensity $H_{ord} \times \nu$, where

$$\nu(d\tilde{b}) = \int p(\tilde{b} \mid \theta, c, \tilde{g}) \nu(d\tilde{g}) d\tilde{g} d\tilde{b}$$

$$\begin{aligned}
&= d\tilde{b} \int \frac{1}{\Gamma(\theta)} (c\tilde{g})^\theta \tilde{b}^{-\theta-1} \exp(-c\tilde{g}/\tilde{b}) \cdot \gamma\theta\tilde{g}^{-1} \exp(-c\tilde{g}) d\tilde{g} \\
&= \gamma\theta c^\theta \frac{1}{\Gamma(\theta)} \tilde{b}^{-\theta-1} d\tilde{b} \int \tilde{g}^{\theta-1} \exp(-\tilde{g}c(1+\tilde{b})/\tilde{b}) d\tilde{g} \\
&= \gamma\theta c^\theta \frac{1}{\Gamma(\theta)} \tilde{b}^{-\theta-1} \Gamma(\theta) \left(\frac{\tilde{b}}{c(1+\tilde{b})} \right)^\theta d\tilde{b} \\
&= \gamma\theta \tilde{b}^{-1} (1+\tilde{b})^{-\theta} d\tilde{b},
\end{aligned}$$

which matches the beta prime process ordinary component intensity of Eq. (13).

For any particular atom of the gamma process, $\tilde{g}_k \sim \text{Gamma}(\theta\gamma\rho_k, c)$ with $\rho_k = H(\{\psi_k\}) > 0$, it is well known that \tilde{g}_k/τ_k has the $\beta'(\theta\gamma\rho_k, \theta(1-\gamma\rho_k))$ distribution, as desired.

There is no deterministic component of the gamma process. \square

Proof of Proposition 6: Before proceeding to prove Proposition 6 in the manner of the proofs of Propositions 4 and 5 above, we first note that Proposition 6 can be derived from Proposition 5 and an inverse change of variables from that in Proposition 4.

Taking the same direct route of proof as above, though, we begin with the ordinary component of the gamma process so that the collection of tuples (ψ_k, \tilde{g}_k) is generated according to a Poisson process with intensity $H_{ord} \times \nu_{gamma}$, where ν_{gamma} is the gamma process intensity of Eq. (4). The Marking Theorem (Kingman, 1993) tells us that the marked Poisson process with points $(\psi_k, \tilde{g}_k, \tau_k)$ has intensity $H_{ord} \times \nu$, where

$$\nu(d\tilde{g}, d\tau) = \gamma\theta\tilde{g}^{-1} e^{-c\tilde{g}} \cdot (\Gamma(\theta))^{-1} \tau^{\theta-1} \exp(-c\tau) c^\theta d\tilde{g} d\tau.$$

Now consider the change of variables $u = \tilde{g}/(\tilde{g}+\tau)$, $v = \tilde{g}+\tau$. The reverse transformation is $\tilde{g} = uv$, $\tau = (1-u)v$ with Jacobian v . Then the Poisson point process with points (ψ_k, u_k, v_k) has intensity $H_{ord} \times \nu$, where

$$\nu(d\psi, du, dv) = (\Gamma(\theta))^{-1} \gamma\theta c^\theta u^{-1} v^{-1} (1-u)^{\theta-1} v^{\theta-1} e^{-cv} \cdot v du dv.$$

So the Poisson point process with points (ψ_k, u_k) has intensity $H_{ord} \times \nu$, with

$$\begin{aligned}
\nu(d\psi, du) &= \int_v \mu(d\psi, du, dv) \\
&= \int_v (\Gamma(\theta))^{-1} \gamma\theta c^\theta u^{-1} (1-u)^{\theta-1} v^{\theta-1} e^{-cv} du dv \\
&= (\Gamma(\theta))^{-1} \gamma\theta c^\theta u^{-1} (1-u)^{\theta-1} \Gamma(\theta) c^{-\theta} du \\
&= \gamma\theta u^{-1} (1-u)^{\theta-1} du,
\end{aligned}$$

which is the known beta process intensity.

In the discrete case with $H(\{\psi_k\}) = \rho_k > 0$, we have by construction

$$\tilde{g}_k \sim \text{Gamma}(\theta\gamma\rho_k, c)$$

and

$$\tau_k \sim \text{Gamma}(\theta(1 - \gamma\rho_k), c).$$

From classic finite distributional results, we have

$$\frac{\tilde{g}_k}{\tau_k + \tilde{g}_k} \sim \text{Beta}(\theta\gamma\rho_k, \theta(1 - \gamma\rho_k)),$$

exactly as in the case of the beta process.

As the gamma process and beta process each have no deterministic components, this completes the proof. \square

APPENDIX C

FULL RESULTS FOR SECTION 5

In order to fill in Table 1, we start by briefly establishing the results for expected number of clusters of size j for the DP and PYP; the results for the expected total number of clusters are cited in the main text. We then move on to full results for the BNPB and 3BNBP. Proofs for all results in this section appear in Appendix D.

Theorem 7. *Assume that the concentration parameter for the DP satisfies $\theta > 0$. Then the expected number of data clusters of size j , $\Phi_j(N)$, has asymptotic growth*

$$\Phi_j(N) \sim \theta j^{-1}, \quad N \rightarrow \infty.$$

Theorem 8. *Assume that the discount parameter for the PYP satisfies $\alpha \in (0, 1)$, and the concentration parameter satisfies $\theta > 1 - \alpha$. Then the expected number of data clusters of size j , $\Phi_j(N)$, has asymptotic growth*

$$\Phi_j(N) \sim \frac{\Gamma(\theta + 1)}{\Gamma(1 - \alpha)\Gamma(\theta + \alpha)} \frac{\Gamma(j - \alpha)}{\Gamma(j + 1)} N^\alpha, \quad N \rightarrow \infty.$$

Next we establish how the expected number of data points, $\xi(r)$, grows asymptotically with r in the BNPB case (in Lemma 10) and the 3BNBP case (in Lemma 11). We begin by showing that the expected number of data points is infinite for the concentration parameter range $\theta \leq 1 - \alpha$ in both the BNPB ($\alpha = 0$) and 3BNBP models.

Lemma 9. *Assume that the discount parameter for three-parameter beta process satisfies $\alpha \in [0, 1)$ (the beta process is the special case when $\alpha = 0$), the concentration parameter satisfies $\theta \leq 1 - \alpha$, and the mass parameter satisfies $\gamma > 0$. Then the expected number of data points, $\xi(r) = \mathbb{E}[\sum_k i_k]$, from a BNPB or 3BNBP, as appropriate, is infinite.*

Lemma 10. *Assume that the concentration parameter for the beta process satisfies $\theta > 1$ and the mass parameter satisfies $\gamma > 0$. Then the expected number of data points $\xi(r) = \mathbb{E}[\sum_k i_k]$ from a BNPB has asymptotic growth*

$$\xi(r) \sim \gamma \frac{\theta}{\theta - 1} r, \quad r \rightarrow \infty.$$

Lemma 11. *Assume that a three-parameter beta process has discount parameter $\alpha \in (0, 1)$ and concentration parameter $\theta > 1 - \alpha$. Then the expected number of data points $\xi(r) = \mathbb{E}[\sum_k i_k]$ from a 3BNBP has asymptotic growth*

$$\xi(r) \sim \gamma \frac{\theta}{\theta + \alpha - 1} r, \quad r \rightarrow \infty.$$

Next, we establish how the expected number of clusters, $\Phi(r)$, grows asymptotically as $r \rightarrow \infty$ in the BNPB case (in Lemma 12) and in the 3BNBP case (in Lemma 13).

Lemma 12. *Let $\theta > 0$. Then the expected number of clusters $\Phi(r) = \mathbb{E}[\sum_k \mathbb{1}\{i_k > 0\}]$ from a BNPB has asymptotic growth*

$$\Phi(r) \sim \gamma \theta \log r, \quad r \rightarrow \infty.$$

Lemma 13. *Consider a three-parameter beta process. Let the discount parameter satisfy $\alpha > 0$ and the concentration parameter satisfy $\theta > -\alpha$. Then the number of clusters $K(r) = \sum_k \mathbb{1}\{i_k > 0\}$ from a 3BNBP has almost sure asymptotic growth*

$$K(r) \stackrel{a.s.}{\sim} \frac{\gamma}{\alpha} \frac{\Gamma(\theta + 1)}{\Gamma(\theta + \alpha)} r^\alpha, \quad r \rightarrow \infty.$$

We are also interested in how the expected number of clusters of size j , $\Phi_j(r)$, grows as $r \rightarrow \infty$. To that end, we establish this asymptotic growth in the BNPB case in Lemma 14 and in the 3BNBP case in Lemma 15 below.

Lemma 14. *Let $\theta > 0$. Then the expected number of clusters of size j , $\Phi_j(r) = \mathbb{E}[\sum_k \mathbb{1}\{i_k = j\}]$, from a BNPB has asymptotic growth*

$$\Phi_j(r) \sim \gamma \theta j^{-1}, \quad r \rightarrow \infty.$$

That is, the number is asymptotically constant in r .

Lemma 15. *Let $\theta > -\alpha$ and $\alpha \in (0, 1)$. Then the expected number of clusters of size j , $\Phi_j(r) = \mathbb{E}[\sum_k \mathbb{1}\{i_k = j\}]$, from a 3BNBP has asymptotic growth*

$$\Phi_j(r) \sim \gamma \frac{\Gamma(1 + \theta)}{\Gamma(1 - \alpha)\Gamma(\theta + \alpha)} \frac{\Gamma(j - \alpha)}{\Gamma(j + 1)} r^\alpha, \quad r \rightarrow \infty.$$

Finally, we wish to combine these results to establish asymptotic results for the diversity, i.e., the expected number of clusters (or clusters of size j) as the expected number of data points varies. We find the asymptotic growth in the number of clusters for the BNPB in Theorem 16 and for the 3BNBP in Theorem 17. We find the asymptotic growth in the number of clusters of size j for the BNPB (in fact, the result has already been shown in Lemma 14) and for the 3BNBP in Theorem 18.

Theorem 16. *Let $\theta > 1$. Then the expected number of clusters Φ grows asymptotically as the log of the expected number of data points ξ :*

$$\Phi(r) \sim \gamma \theta \log(\xi(r)), \quad r \rightarrow \infty.$$

Theorem 17. Let $\theta + \alpha > 1$ and $\alpha \in (0, 1)$. Then the number of clusters K grows asymptotically as a power of the expected number of data points ξ :

$$K(r) \stackrel{\text{a.s.}}{\sim} \frac{\gamma^{1-\alpha}}{\alpha} \frac{\Gamma(\theta+1)}{\Gamma(\theta+\alpha)} \left(\frac{\theta+\alpha-1}{\theta} \right)^\alpha (\xi(r))^\alpha, \quad r \rightarrow \infty.$$

Theorem 18. Let $\theta + \alpha > 1$ and $\alpha \in (0, 1)$. Then the expected number of clusters of size j , Φ_j , grows asymptotically as a power of the expected number of data points ξ :

$$\Phi_j(r) \sim \gamma^{1-\alpha} \frac{\Gamma(\theta+1)}{\Gamma(1-\alpha)\Gamma(\theta+\alpha)} \frac{\Gamma(j-\alpha)}{\Gamma(j+1)} \left(\frac{\theta+\alpha-1}{\theta} \right)^\alpha (\xi(r))^\alpha, \quad r \rightarrow \infty.$$

APPENDIX D

PROOFS FOR APPENDIX C

Proof of Theorem 7: When cluster proportions are generated according to a Dirichlet process and clustering belonging is generated according to draws from the resulting random measure, the joint distribution of $(K_1(N), \dots, K_N(N))$ is described by the *Ewens sampling formula*, which appears as Eq. (2.9) in (Watterson, 1974). It follows that Eq. (2.22) in (Watterson, 1974) gives $\Phi_j(N) = \mathbb{E}[K_j(N)]$:

$$\Phi_j(N) = \frac{\theta}{j} \binom{\theta+N-j-1}{N-j} \cdot \binom{\theta+N-1}{N}^{-1}.$$

Therefore,

$$\begin{aligned} \Phi_j(N) &= \frac{\theta}{j} \frac{\Gamma(\theta+N-j)}{\Gamma(N-j+1)\Gamma(\theta)} \cdot \frac{\Gamma(N+1)\Gamma(\theta)}{\Gamma(N+\theta)} \\ &= \frac{\theta}{j} \cdot \frac{\Gamma(N+\theta-j)}{\Gamma(N+\theta)} \cdot \frac{\Gamma(N+1)}{\Gamma(N+1-j)} \\ &\sim \frac{\theta}{j} \cdot (N+\theta)^{-j} \cdot (N+1)^j, \quad N \rightarrow \infty \\ &\sim \frac{\theta}{j}, \quad N \rightarrow \infty, \end{aligned}$$

where the asymptotics for the ratios of gamma functions follow from Tricomi and Erdélyi (1951). \square

Proof of Theorem 8: Pitman (2006) establishes that, for the PYP with parameters θ and α given in the result statement, we have $\Phi(N) \sim \frac{\Gamma(\theta+1)}{\alpha\Gamma(\theta+\alpha)} N^\alpha$ as $N \rightarrow \infty$.

Note that $\Phi(N)$ is in the form of Eq. (48) on p. 167 of (Gnedin et al., 2007). The desired result follows by applying Eq. (51) on p. 167 of (Gnedin et al., 2007). \square

Proof of Lemma 9: In this case, we have

$$\mathbb{E}\left[\sum_k i_k\right] = \mathbb{E}\left[\mathbb{E}\left[\sum_k i_k \mid \mathbf{b}\right]\right]$$

by the tower property

$$= \mathbb{E} \left[\sum_k \mathbb{E}[i_k | \mathbf{b}.] \right]$$

by monotonicity

$$= \mathbb{E} \left[\sum_k \frac{b_k r}{(1 - b_k)} \right]$$

using the mean of the negative binomial distribution

$$= \int_0^1 \frac{br}{(1-b)} \nu(db)$$

by Campbell's Theorem (Kingman, 1993)

$$= r \frac{\Gamma(1+\theta)}{\Gamma(1-\alpha)\Gamma(\theta+\alpha)} \int_0^1 b^{-\alpha}(1-b)^{\theta+\alpha-2} db.$$

The final line is finite iff

$$1 - \alpha > 0, \quad \text{and} \quad \theta + \alpha - 1 > 0.$$

Equivalently, the final line is finite iff

$$\alpha < 1 \quad \text{and} \quad \theta > 1 - \alpha.$$

□

Proof of Lemma 10: Let $B = \sum_k b_k \psi_k$ be beta process distributed. Let $i_k \stackrel{\text{iid}}{\sim} \text{NB}(r, b_k)$. By the Marking theorem (Kingman, 1993), the Poisson process $\{b_k, \psi_k, i_k\}$ has intensity

$$\nu(db, d\psi, i) = \gamma \theta b^{-1} (1-b)^{\theta-1} \binom{i+r-1}{i} (1-b)^r b^i db H_{\text{ord}}(d\psi). \quad (14)$$

So the Poisson process $\{i_k\}$ has intensity

$$\nu(i) = \gamma \theta \frac{\Gamma(i+r)}{\Gamma(i+1)\Gamma(r)} \frac{\Gamma(i)\Gamma(r+\theta)}{\Gamma(i+r+\theta)}.$$

Thus, by Campbell's theorem (Kingman, 1993),

$$\mathbb{E} \left[\sum_k i_k \right] = \sum_{i=1}^{\infty} i \nu(i) = \gamma \theta \frac{\Gamma(r+\theta)}{\Gamma(r)} \sum_{i=1}^{\infty} \frac{\Gamma(i+r)}{\Gamma(i+r+\theta)}.$$

To evaluate the sum $\sum_{i=1}^{\infty} \frac{\Gamma(i+r)}{\Gamma(i+r+\theta)}$, we appeal to a result from Tricomi and Erdélyi (1951):

$$\frac{\Gamma(x+a)}{\Gamma(x+b)} = x^{a-b} \left[1 + \frac{(a-b)(a+b-1)}{2x} + O(x^{-2}) \right], \quad x \rightarrow \infty. \quad (15)$$

In particular,

$$\frac{\Gamma(i+r)}{\Gamma(i+r+\theta)} \leq (i+r)^{-\theta} \left[1 - \frac{\theta(\theta-1)}{2(i+r)} + C(i+r)^{-2} \right] \quad \text{for some constant } C$$

and

$$\frac{\Gamma(i+r)}{\Gamma(i+r+\theta)} \geq (i+r)^{-\theta} \left[1 - \frac{\theta(\theta-1)}{2(i+r)} - C'(i+r)^{-2} \right] \quad \text{for some constant } C'.$$

Before proceeding, we establish for $a > 1$,

$$\sum_{i=1}^{\infty} (i+r)^{-a} \leq \int_{x=0}^{\infty} (x+r)^{-a} dx = (a-1)^{-1} r^{1-a}$$

and

$$\sum_{i=1}^{\infty} (i+r)^{-a} \geq \int_{x=1}^{\infty} (x+r)^{-a} dx = (\alpha-1)^{-1} (r+1)^{1-a}.$$

So

$$\sum_{i=1}^{\infty} \frac{\Gamma(i+r)}{\Gamma(i+r+\theta)} \leq (\theta-1)^{-1} r^{1-\theta} - \frac{\theta-1}{2} (r+1)^{-\theta} + C(\theta+1)^{-1} r^{-\theta-1}$$

and

$$\sum_{i=1}^{\infty} \frac{\Gamma(i+r)}{\Gamma(i+r+\theta)} \geq (\theta-1)^{-1} (r+1)^{1-\theta} - \frac{\theta-1}{2} r^{-\theta} - C(\theta+1)^{-1} (r+1)^{-\theta-1}.$$

Since, for $\theta > 1$, we have

$$\frac{r^{1-\theta}}{(r+1)^{1-\theta}} \rightarrow 1, \quad r \rightarrow \infty, \quad (16)$$

it follows that

$$\sum_{i=1}^{\infty} \frac{\Gamma(i+r)}{\Gamma(i+r+\theta)} \sim (\theta-1)^{-1} r^{1-\theta}. \quad (17)$$

From Eq. (15), we also have $\frac{\Gamma(r+\theta)}{\Gamma(r)} \sim r^\theta$ as $r \rightarrow \infty$. So we conclude that

$$\mathbb{E}[\sum_k i_k] \sim \gamma \frac{\theta}{\theta-1} r, \quad r \rightarrow \infty,$$

as desired. \square

Proof of Lemma 11: The proof proceeds as above. In this case, we have that the Poisson process $\{b_k, \psi_k, i_k\}$ has intensity

$$\nu(db, d\psi, i) = \gamma \frac{\Gamma(1+\theta)}{\Gamma(1-\alpha)\Gamma(\theta+\alpha)} b^{-1-\alpha} (1-b)^{\theta+\alpha-1} \frac{\Gamma(i+r)}{\Gamma(i+1)\Gamma(r)} (1-b)^r b^i db H(d\psi).$$

So the Poisson process $\{i_k\}$ has intensity

$$\nu(i) = \gamma \frac{\Gamma(1+\theta)}{\Gamma(1-\alpha)\Gamma(\theta+\alpha)} \frac{\Gamma(i+r)}{\Gamma(i+1)\Gamma(r)} \frac{\Gamma(i-\alpha)\Gamma(r+\theta+\alpha)}{\Gamma(i+r+\theta)}.$$

By Campbell's theorem,

$$\mathbb{E}[\sum_k i_k] = \sum_{i=1}^{\infty} i\nu(i) = \gamma \frac{\Gamma(1+\theta)}{\Gamma(1-\alpha)\Gamma(\theta+\alpha)} \frac{\Gamma(r+\theta+\alpha)}{\Gamma(r)} \sum_{i=1}^{\infty} \frac{\Gamma(i+r)}{\Gamma(i+r+\theta)} \frac{\Gamma(i-\alpha)}{\Gamma(i)}.$$

We will find the following inequalities, with $i \geq 1$ and $\alpha \in (0, 1)$, useful (cf. Eq. (2.8) in Qi and Losonczi, 2010):

$$(i-\alpha)^{-\alpha} \leq \frac{\Gamma(i-\alpha)}{\Gamma(i)} \leq (i-1)^{-\alpha}. \quad (18)$$

We will also find the following integrals useful. Let $a > 1$.

$$\begin{aligned}
\sum_{i=2}^{\infty} (i+r)^{-a} (i-\alpha)^{-\alpha} &\leq \sum_{i=2}^{\infty} (i+r)^{-a} (i-1)^{-\alpha} \\
&\leq \int_{x=0}^{\infty} (x+r)^{-a} x^{-\alpha} dx \\
&= r^{-a-\alpha+1} \int_{y=0}^{\infty} (y+1)^{-a} y^{-\alpha} dy \\
&= r^{-a-\alpha+1} \frac{\Gamma(1-\alpha)\Gamma(a+\alpha-1)}{\Gamma(a)}.
\end{aligned} \tag{19}$$

Similarly,

$$\begin{aligned}
\sum_{i=2}^{\infty} (i+r)^{-a} (i-1)^{-\alpha} &\geq \sum_{i=2}^{\infty} (i+r)^{-a} (i-\alpha)^{-\alpha} \\
&\geq \int_{x=2}^{\infty} (x+r)^{-a} x^{-\alpha} dx \\
&= \int_{x=0}^{\infty} (x+r)^{-a} x^{-\alpha} dx - \int_0^2 (x+r)^{-a} x^{-\alpha} dx \\
&\geq r^{-a-\alpha+1} \frac{\Gamma(1-\alpha)\Gamma(a+\alpha-1)}{\Gamma(a)} - r^{-a} (1-\alpha)^{-1} 2^{1-\alpha}.
\end{aligned} \tag{20}$$

First, we consider an upper bound. To that end,

$$\begin{aligned}
\sum_{i=2}^{\infty} \frac{\Gamma(i+r)}{\Gamma(i+r+\theta)} \frac{\Gamma(i-\alpha)}{\Gamma(i)} &\leq \sum_{i=2}^{\infty} (i+r)^{-\theta} \left(1 - \frac{\theta(\theta+1)}{2(i+r)} + C(i+r)^{-2} \right) (i-1)^{-\alpha} \\
&\text{for some constant } C \\
&\leq r^{-\theta-\alpha+1} \frac{\Gamma(1-\alpha)\Gamma(\theta+\alpha-1)}{\Gamma(\theta)} \\
&\quad - \frac{\theta(\theta+1)}{2} r^{-\theta-\alpha} \frac{\Gamma(1-\alpha)\Gamma(\theta+1+\alpha-1)}{\Gamma(\theta+1)} - r^{-\theta-1} (1-\alpha)^{-1} 2^{1-\alpha} \\
&\quad + Cr^{-\theta-\alpha-1} \frac{\Gamma(1-\alpha)\Gamma(\theta+\alpha+1)}{\Gamma(\theta+2)}.
\end{aligned}$$

For the lower bound,

$$\begin{aligned}
\sum_{i=2}^{\infty} \frac{\Gamma(i+r)}{\Gamma(i+r+\theta)} \frac{\Gamma(i-\alpha)}{\Gamma(i)} &\geq \sum_{i=2}^{\infty} (i+r)^{-\theta} \left(1 - \frac{\theta(\theta+1)}{2(i+r)} - C'(i+r)^{-2} \right) (i-\alpha)^{-\alpha} \\
&\text{for some constant } C' \\
&\geq r^{-\theta-\alpha+1} \frac{\Gamma(1-\alpha)\Gamma(\theta+\alpha-1)}{\Gamma(\theta)} - r^{-\theta} (1-\alpha)^{-1} 2^{1-\alpha} \\
&\quad - r^{-\theta-\alpha} \frac{\Gamma(1-\alpha)\Gamma(\theta+\alpha)}{\Gamma(\theta+1)} \\
&\quad - C' r^{-\theta-\alpha-1} \frac{\Gamma(1-\alpha)\Gamma(\theta+\alpha+1)}{\Gamma(\theta+2)}.
\end{aligned}$$

It follows from the two bounds above that

$$\sum_{i=2}^{\infty} \frac{\Gamma(i+r)}{\Gamma(i+r+\theta)} \frac{\Gamma(i-\alpha)}{\Gamma(i)} \sim \frac{\Gamma(1-\alpha)\Gamma(\theta+\alpha-1)}{\Gamma(\theta)} r^{-\theta-\alpha+1}.$$

Since

$$\frac{\Gamma(r+\theta+\alpha)}{\Gamma(r)} \sim r^{\theta+\alpha},$$

it follows that

$$\mathbb{E}\left[\sum_k i_k\right] \sim \gamma \frac{\Gamma(1+\theta)}{\Gamma(1-\alpha)\Gamma(\theta+\alpha)} \frac{\Gamma(1-\alpha)\Gamma(\theta+\alpha-1)}{\Gamma(\theta)} r = \gamma \frac{\theta}{\theta+\alpha-1} r,$$

as was to be shown. \square

Proof of Lemma 12: Given an atom b_k of the beta process, the probability that the associated negative binomial count i_k is non-zero is $1 - (1 - b_k)^r$. It follows that

$$\mathbb{E}\left[\sum_k \mathbb{1}\{i_k > 0\}\right] = \mathbb{E}\left[\mathbb{E}\left[\sum_k \mathbb{1}\{i_k > 0\} | b_k\right]\right] = \mathbb{E}\left[\sum_k 1 - (1 - b_k)^r\right] = \int_b (1 - (1 - b)^r) \nu_{\text{BP}}(db),$$

where ν_{BP} is the intensity of beta process atoms $\{b_k\}$. For integer r , this integral was calculated by Broderick et al. (2012) to be $\sim \gamma\theta \log(r)$.

Note that, in applying the result of Broderick et al. (2012), we are using the form of the negative binomial distribution to reinterpret the desired expectation as the expected number of features represented in a beta-Bernoulli process with r draws from the same underlying base measure.

Now consider general $r > 1$. Let $r^{(0)} = \lfloor r \rfloor$ and $r^{(1)} = \lceil r \rceil$. Then

$$\frac{\int_b (1 - (1 - b)^{r^{(0)}}) \nu_{\text{BP}}(db)}{\gamma\theta \log(r^{(1)})} \leq \frac{\int_b (1 - (1 - b)^r) \nu_{\text{BP}}(db)}{\gamma\theta \log(r)} \leq \frac{\int_b (1 - (1 - b)^{r^{(1)}}) \nu_{\text{BP}}(db)}{\gamma\theta \log(r^{(0)})} \quad (21)$$

by monotonicity. Moreover,

$$\begin{aligned} \frac{\int_b (1 - (1 - b)^{r^{(0)}}) \nu_{\text{BP}}(db)}{\gamma\theta \log(r^{(1)})} &= \frac{\int_b (1 - (1 - b)^{r^{(0)}}) \nu_{\text{BP}}(db)}{\gamma\theta \log(r^{(0)})} \cdot \frac{\gamma\theta \log(r^{(0)})}{\gamma\theta \log(r^{(1)})} \\ &\rightarrow 1, \quad r \rightarrow \infty. \end{aligned}$$

Similarly,

$$\frac{\int_b (1 - (1 - b)^{r^{(1)}}) \nu_{\text{BP}}(db)}{\gamma\theta \log(r^{(0)})} \rightarrow 1, \quad r \rightarrow \infty \quad \text{and hence} \quad \frac{\int_b (1 - (1 - b)^r) \nu_{\text{BP}}(db)}{\gamma\theta \log(r)} \rightarrow 1, \quad r \rightarrow \infty.$$

as was to be shown. \square

Proof of Lemma 13: By the discussion in the previous proposition, this result follows from the results in Broderick et al. (2012). \square

Proof of Lemma 14: Given an atom b_k of the beta process, the probability that the associated negative binomial count i_k is equal to j is $\text{NB}(j|r, b_k)$. It follows that

$$\mathbb{E}\left[\sum_k \mathbb{1}\{i_k = j\}\right] = \mathbb{E}\left[\mathbb{E}\left[\sum_k \mathbb{1}\{i_k = j\} | \mathbf{b}\right]\right] = \mathbb{E}\left[\sum_k \text{NB}(j|r, b_k)\right] = \nu(j) = \gamma\theta \frac{\Gamma(j+r)}{\Gamma(j+1)\Gamma(r)} \frac{\Gamma(j)\Gamma(r+\theta)}{\Gamma(j+r+\theta)}$$

as above. Now we use $\frac{\Gamma(r+\theta)}{\Gamma(r)} \sim r^\theta$ and $\frac{\Gamma(j+r)}{\Gamma(j+r+\theta)} \sim r^{-\theta}$ to obtain $\mathbb{E}\left[\sum_k \mathbb{1}\{i_k = j\}\right] \sim \gamma\theta j^{-1}$. \square

Proof of Lemma 15: As in the BNP case, we have

$$\mathbb{E}\left[\sum_k \mathbb{1}\{i_k = j\}\right] = \nu(j) = \gamma \frac{\Gamma(1+\theta)}{\Gamma(1-\alpha)\Gamma(\theta+\alpha)} \frac{\Gamma(j+r)}{\Gamma(j+1)\Gamma(r)} \frac{\Gamma(j-\alpha)\Gamma(r+\theta+\alpha)}{\Gamma(j+r+\theta)}$$

Now we use $\frac{\Gamma(r+\theta+\alpha)}{\Gamma(r)} \sim r^{\theta+\alpha}$ and $\frac{\Gamma(j+r)}{\Gamma(j+r+\theta)} \sim r^{-\theta}$ to obtain $\mathbb{E}[\sum_k \mathbb{1}\{i_k = j\}] \sim \gamma \frac{\Gamma(1+\theta)}{\Gamma(1-\alpha)\Gamma(\theta+\alpha)} \frac{\Gamma(j-\alpha)}{\Gamma(j+1)} r^\alpha$. \square

Proof of Theorem 16: Assume $\theta > 1$. We have from the previous discussion that $\lim_{r \rightarrow \infty} \frac{\xi(r)}{\gamma \frac{\theta}{\theta-1} r} = 1$. So

$$\lim_{r \rightarrow \infty} \log(\xi(r)) - \log(r) = -\log\left(\gamma \frac{\theta}{\theta-1}\right).$$

Hence $\lim_{r \rightarrow \infty} \frac{\log(\xi(r))}{\log(r)} = 1$ since $\log(r) \rightarrow \infty$ as $r \rightarrow \infty$.

From Lemma 12, we also have $\lim_{r \rightarrow \infty} \frac{\Phi(r)}{\gamma \theta \log(r)} = 1$. Finally, then,

$$\lim_{r \rightarrow \infty} \frac{\Phi(r)}{\gamma \theta \log(\xi(r))} = 1.$$

\square

Proof of Theorem 17: From above, we have

$$\lim_{r \rightarrow \infty} \frac{\xi(r)}{\gamma \frac{\theta}{\theta+\alpha-1} r} = 1 \quad \text{and hence} \quad \lim_{r \rightarrow \infty} \frac{(\xi(r))^\alpha}{\left(\gamma \frac{\theta}{\theta+\alpha-1} r\right)^\alpha} = 1.$$

From Lemma 13, we also have

$$\lim_{r \rightarrow \infty} \frac{K(r)}{\frac{\gamma}{\alpha} \frac{\Gamma(\theta+1)}{\Gamma(\theta+\alpha)} r^\alpha} \stackrel{a.s.}{=} 1 \quad \text{and hence} \quad \lim_{r \rightarrow \infty} \frac{(\xi(r))^\alpha \frac{\gamma}{\alpha} \frac{\Gamma(\theta+1)}{\Gamma(\theta+\alpha)}}{\left(\gamma \frac{\theta}{\theta+\alpha-1}\right)^\alpha K(r)} \stackrel{a.s.}{=} 1.$$

\square

Proof of Theorem 18: As above, we have from Lemma 15 that

$$\lim_{r \rightarrow \infty} \frac{\Phi_j(r)}{\gamma \frac{\Gamma(1+\theta)}{\Gamma(1-\alpha)\Gamma(\theta+\alpha)} \frac{\Gamma(j-\alpha)}{\Gamma(j+1)} r^\alpha} = 1 \quad \text{and hence} \quad \lim_{r \rightarrow \infty} \frac{(\xi(r))^\alpha \gamma \frac{\Gamma(1+\theta)}{\Gamma(1-\alpha)\Gamma(\theta+\alpha)} \frac{\Gamma(j-\alpha)}{\Gamma(j+1)}}{\left(\gamma \frac{\theta}{\theta+\alpha-1}\right)^\alpha \Phi_j(r)} = 1,$$

yielding the desired result. \square

APPENDIX E

CONJUGACY PROOFS

E.1 Reparameterized beta process and negative binomial process

Theorem 3 in the main text is a corollary of Theorems 19 and 20 below. In particular, Theorems 19 and 20, give us the form of the posterior process when we have a general CRM prior with a Poisson process intensity with

finite mean. Choosing the particular Poisson process intensity for the RBP and choosing the distributions of the prior fixed weights yields the result.

E.2 Finite Poisson process intensity

Theorem 19. *Let B_{prior} be a discrete, completely random measure on $[0, 1]$ with atom locations in $[0, 1]$. Suppose it has the following components.*

- *The ordinary component is generated from a Poisson point process with intensity $\nu(db) d\psi$ such that ν is continuous and $\nu[0, 1] < \infty$. In particular, the weights are in the b axis, and the atom locations are in the ψ axis.*
- *There are L fixed atoms at locations $u_1, \dots, u_L \in [0, 1]$. The weight of the l th fixed atom is a random variable with distribution h_l .*
- *There is no deterministic measure component.*

Draw a negative binomial process I with shape parameter r and input measure B_{prior} . Let K be the number of (nonzero) atoms of I . Let $\Pi = \{(i_k, s_k)\}_{k=1}^K$ be the pairs of observed nonzero counts and corresponding atom locations.

Then the posterior process for the input measure to the negative binomial process given I is a completely random measure B_{post} with the following components.

- *The ordinary component is generated from a Poisson point process with intensity*

$$(1 - b)^r \nu(db) d\psi.$$

- *There are three sets of fixed atoms.*

1) *There are the old, repeated fixed atoms. If $u_l = s_k$ for some k , there is a fixed atom at u_l with weight density*

$$c_{or}^{-1} (1 - b)^r b^{i_k} h_l(db) d\psi,$$

where the c_{or} is the normalizing constant:

$$c_{or} = \int_{\psi=0}^1 \int_{b=0}^1 (1 - b)^r b^{i_k} h_l(db).$$

2) *There are the old, unrepeated fixed atoms. If $u_l \notin \{s_1, \dots, s_K\}$, there is a fixed atom at u_l with weight density*

$$c_{ou}^{-1} (1 - b)^r h_l(db),$$

where the c_{ou} is the normalizing constant:

$$c_{ou} = \int_{b=0}^1 (1 - b)^r h_l(db).$$

3) *There are the new fixed atoms. If $s_k \notin \{u_1, \dots, u_L\}$, there is a fixed atom at s_k with weight density*

$$c_{new}^{-1} (1 - b)^r b^{i_k} \nu(db),$$

where the c_{new} is the normalizing constant:

$$c_{new} = \int_{b=0}^1 (1 - b)^r b^{i_k} \nu(db).$$

- *There is no deterministic measure component.*

Proof: Our proof follows the proof of beta-Bernoulli process conjugacy of Kim (1999). Let $(\mathfrak{M}, \Sigma_{\mathfrak{M}})$ be the set of completely random measures on $[0, 1]$ with weights in $[0, 1]$ and its associated sigma algebra. Let $(\mathfrak{G}, \Sigma_{\mathfrak{G}})$ be the set of completely random measures on $[0, 1]$ with atom weights in $\{1, 2, \dots\}$ and its associated sigma algebra. For any sets $M \in \Sigma_{\mathfrak{M}}$ and $G \in \Sigma_{\mathfrak{G}}$, let $\mathbb{P}_{prior}(M \times G)$ be the probability distribution induced on such sets by the construction of the prior measure B_{prior} and the negative binomial process I . Let $\mathbb{Q}(M : G)$ be the probability distribution induced on measures in \mathfrak{M} by the proposed posterior distribution. Finally, let $\mathbb{P}_{marg}(G)$ be the prior marginal distribution on counting measures in \mathfrak{G} . To prove the theorem, it is enough to show that, for any such sets M and G , we have

$$\mathbb{P}_{prior}(M \times G) = \int_{I \in G} \mathbb{Q}(M : I) \mathbb{P}_{marg}(I). \quad (22)$$

The remainder of the proof will proceed as follows. We start by introducing some further notation. Then we will note that it is enough to prove Eq. (22) for certain, restricted forms of the sets M and G . Next, we will in turn find the form of each of (1) the prior distribution \mathbb{P}_{prior} , (2) the proposed posterior distribution \mathbb{Q} , and (3) the marginal count process distribution \mathbb{P}_{marg} for our special sets of interest. Finally, we will show that we can integrate out the posterior with respect to the marginal in order to obtain the prior, as in Eq. (22).

Start by noting that we can write B_{prior} as

$$B_{prior}(d\psi) = \sum_{j=1}^J \xi_j \delta_{v_j}(d\psi) + \sum_{l=1}^L \eta_l \delta_{u_l}(d\psi). \quad (23)$$

Here, J is the number of atoms in the ordinary component of B_{prior} . So the total number of atoms in B_{prior} is $J + L$, and the total number of atoms in the counting measure with parameter B_{prior} is $K \leq J + L$. The atom locations of the ordinary component are $\{v_j\}$ since the fixed atom locations are at $\{u_l\}$. Together, we have that the full set of atoms of the counting measure is some subset of the disjoint union $\{s_k\}_{k=1}^K \subseteq \{v_j\}_{j=1}^J \cup \{u_l\}_{l=1}^L$. The atom weights at the fixed $\{u_l\}$ locations are $\{\eta_l\}$, and the atom weights at the ordinary component locations $\{v_j\}$ are $\{\xi_j\}$.

Let $\lambda = \nu[0, 1]$, which we know to be finite by assumption. Then the number of atoms in the ordinary component is Poisson-distributed:

$$J \sim \text{Pois}(\lambda).$$

And the $\{\xi_j\}_{j=1}^J$ are independent and identically distributed random variables with values in $[0, 1]$ such that each has density $\nu(db)/\lambda$.

Next, we note that instead of general sets M and G , we can restrict to sets of the form

$$M' = \{J = \hat{J}\} \cap \bigcap_{j=1}^{\hat{J}} \{v_j \leq \hat{v}_j, \xi_j \leq \hat{\xi}_j\} \cap \bigcap_{l=1}^L \{\eta_l \leq \hat{\eta}_l\}. \quad (24)$$

$$G' = \{K = 1\} \cap \{i_1 = \hat{i}_1, s_1 \leq \hat{s}_1\}. \quad (25)$$

That is, in the random measure B_{prior} case, we consider a set with a fixed number j of ordinary component atoms and with fixed upper bounds \hat{v}_j , $\hat{\xi}_j$, or $\hat{\eta}_l$ on, respectively, the location of the ordinary component atoms, the weights of the ordinary component atoms, and the weights of the fixed atoms. In the counting measure I case, we can restrict to a single atom with location at s_1 and count equal to $i_1 \in \{1, 2, \dots\}$.

With this notation and restriction in hand, we proceed to compute the prior, marginal, and posterior so that we may check whether Eq. (22) holds.

Prior. We first calculate the prior measure of set M' . Recall that the number of atoms is Poisson-distributed:

$$\mathbb{P}_{prior}(J = \hat{J}) = \frac{\lambda^{\hat{J}}}{\hat{J}!} e^{-\lambda}. \quad (26)$$

Also, the locations of these atoms, given their number, is distributed as

$$\mathbb{P}_{prior}\left(\bigcap_{j=1}^{\hat{J}} \{v_j \leq \hat{v}_j\} | J = \hat{J}\right) = \hat{J}! \int_{\psi_1=0}^{\hat{v}_{(1)}} \int_{\psi_2=\psi_1}^{\hat{v}_{(2)}} \cdots \int_{\psi_{\hat{J}}=\psi_{\hat{J}-1}}^{\hat{v}_{(\hat{J})}} \left(\prod_{j=1}^{\hat{J}} d\psi_j \right). \quad (27)$$

Note that $v_{(j)}$ denotes the j th order statistic of $\{v_j\}_{j=1}^{\hat{J}}$, and the $\hat{J}!$ term results from enumerating the possible rearrangements of this set. Finally, the sizes of the atoms, given their location and number, have the distribution

$$\mathbb{P}_{prior}\left(\bigcap_{j=1}^{\hat{J}} \{\xi_j \leq \hat{\xi}_j\} \cap \bigcap_{l=1}^L \{\eta_l \leq \hat{\eta}_l\} | J = \hat{J}, \bigcap_{j=1}^{\hat{J}} \{v_j \leq \hat{v}_j\}\right) = \left[\prod_{j=1}^{\hat{J}} \int_{b=0}^{\hat{\xi}_j} \frac{\nu(db)}{\lambda} \right] \cdot \left[\prod_{l=1}^L \int_{b=0}^{\hat{\eta}_l} h_l(db) \right]. \quad (28)$$

Together, Eqs. (26), (27), and (28) yield the prior probability of the set M' (Eq. (24)) describing the random measure B_{prior} .

Next, we turn to the prior probability of the set G' describing the counting measure I . In this case, we condition on a particular measure $\mu \in M'$. Now, in G' , each counting measure I has exactly one atom. This atom can occur either at an atom in the ordinary component of μ , located at one of $\{v_j\}_{j=1}^{\hat{J}}$, or at a fixed atom of μ , located at one of $\{u_l\}_{l=1}^L$. We take advantage of the fact that the u_l are unique by assumption and that the v_j are a.s. unique and distinct from the u_l by the assumption that the distribution on locations is continuous. We also note that on the set $\{s_1 \leq \hat{s}_1\}$, we need only consider those atoms with locations at most \hat{s}_1 . Thus, we break into these two special cases as follows:

$$\begin{aligned} \mathbb{P}_{prior}(K = 1, i_1 = \hat{i}_1, s_1 \leq \hat{s}_1 | \mu) &= \sum_{j=1}^{\hat{J}} \mathbb{P}_{prior}(K = 1, i_1 = \hat{i}_1, s_1 = v_j | \mu) \mathbb{1}\{v_j \leq \hat{s}_1\} \\ &\quad + \sum_{l=1}^L \mathbb{P}_{prior}(K = 1, i_1 = \hat{i}_1, s_1 = u_l | \mu) \mathbb{1}\{u_l \leq \hat{s}_1\}. \end{aligned}$$

The probability that the single nonzero count occurs at a particular atom is the probability that a nonzero count appears at this atom and zero counts appear at all other atoms. To express this probability, we first define a new function:

$$\begin{aligned} \Phi(J, L, \mathbf{v}, \boldsymbol{\xi}, \boldsymbol{\eta}, i_1, s) &= \left\{ \prod_{j=1}^J [\text{NB}(0|r, \xi_j)]^{\mathbb{1}\{v_j \neq s\}} [\text{NB}(i_1|r, \xi_j)]^{\mathbb{1}\{v_j = s\}} \right\} \\ &\quad \cdot \left\{ \prod_{l=1}^L [\text{NB}(0|r, \eta_j)]^{\mathbb{1}\{u_l \neq s\}} [\text{NB}(i_1|r, \eta_l)]^{\mathbb{1}\{u_l = s\}} \right\}. \end{aligned}$$

Here, $\text{NB}(x|a, b)$ is the negative binomial density. A notable special case is $\text{NB}(0|a, b) = (1 - b)^a$. We can write the single-atom probabilities with the Φ notation:

$$\mathbb{P}_{\text{prior}}(K = 1, i_1 = \hat{i}_1, s_1 = v_j | \mu) = \Phi(J, L, \mathbf{v}, \boldsymbol{\xi}, \boldsymbol{\eta}, i_1, v_j)$$

$$\mathbb{P}_{\text{prior}}(K = 1, i_1 = \hat{i}_1, s_1 = u_l | \mu) = \Phi(J, L, \mathbf{v}, \boldsymbol{\xi}, \boldsymbol{\eta}, i_1, u_l).$$

We can combine the likelihood of the counting process I given the random measure B_{prior} with the prior of the random measure B_{prior} to find the joint prior probability of the set $M' \times G'$. If we use the following notation to express the sets over which we will integrate,

$$R(\hat{\mathbf{v}}, J) \triangleq \{\boldsymbol{\psi} : \boldsymbol{\psi} \in [0, 1]^J, \psi_1 \leq \dots \leq \psi_J\} \cap \bigcap_{j=1}^J \{\boldsymbol{\psi} : \psi_j \leq \hat{v}_j\}$$

$$r(\mathbf{T} = (t_1, \dots, t_J), J) \triangleq [0, t_1] \times \dots \times [0, t_J]$$

then we may write

$$\begin{aligned} \mathbb{P}_{\text{prior}}(M' \times G') &= \int_{B \in M'} \mathbb{P}_{\text{prior}}(G' | B) d\mathbb{P}_{\text{prior}}(B) \\ &= e^{-\lambda} \left\{ \sum_{j=1}^{\hat{J}} \left[\int_{\mathbf{v} \in R(\hat{\mathbf{v}}, \hat{J}), \boldsymbol{\xi} \in r(\hat{\boldsymbol{\xi}}, \hat{J}), \boldsymbol{\eta} \in r(\hat{\boldsymbol{\eta}}, L)} \mathbb{1}\{v_j \leq \hat{s}_1\} \right. \right. \\ &\quad \cdot \Phi(\hat{J}, L, \mathbf{v}, \boldsymbol{\xi}, \boldsymbol{\eta}, i_1, v_j) \cdot \left(\prod_{j=1}^{\hat{J}} dv_j \right) \cdot \left(\prod_{j=1}^{\hat{J}} \nu(d\xi) \right) \cdot \left(\prod_{l=1}^L h_l(d\eta_l) \right) \left. \right] \\ &\quad + \sum_{l=1}^L \left[\int_{\mathbf{v} \in R(\hat{\mathbf{v}}, \hat{J}), \boldsymbol{\xi} \in r(\hat{\boldsymbol{\xi}}, \hat{J}), \boldsymbol{\eta} \in r(\hat{\boldsymbol{\eta}}, L)} \mathbb{1}\{u_l \leq \hat{s}_1\} \right. \\ &\quad \cdot \Phi(\hat{J}, L, \mathbf{v}, \boldsymbol{\xi}, \boldsymbol{\eta}, i_1, u_l) \cdot \left(\prod_{j=1}^{\hat{J}} dv_j \right) \cdot \left(\prod_{j=1}^{\hat{J}} \nu(d\xi) \right) \cdot \left(\prod_{l=1}^L h_l(d\eta_l) \right) \left. \right] \left. \right\}. \end{aligned} \quad (29)$$

This equation completes our prior calculation for now. We will return to it when we evaluate Eq. (22) for sets M' and G' .

Proposed posterior. Next we consider the proposed posterior distribution \mathbb{Q} . Just as we calculated the probability of $M' \times G'$ under the measure induced by our prior generative model, we can analogously calculate the quantity $\mathbb{Q}(M' : I)$ for some $I \in G'$ according to the definition of \mathbb{Q} .

In the theorem statement, we specified a construction of completely random measure to induce the proposed posterior. In this case, the completely random measure has an ordinary component and a set of fixed atoms. Given the specific set G' we are considering (Eq. (25)), the set of locations of the fixed atoms is $\{u_1, \dots, u_L\} \cup \{\hat{s}_1\}$, where the union is not necessarily disjoint. So there are two cases we must examine: either the counting process atom is at the same location as a fixed atom of the prior random measure ($\hat{s}_1 = u_l$ for some $l \in \{1, \dots, L\}$) or it is at a different location ($\hat{s}_1 \notin \{u_1, \dots, u_L\}$).

First, we consider the case where the counting process atom location \hat{s}_1 is the same as that of a fixed atom of the prior random measure, say u_{l^*} . As before, the number of atoms in the ordinary component is

Poisson-distributed with mean equal to the total Poisson point process mass

$$\lambda_{post} \triangleq \int_{b=0}^1 (1-b)^r \nu(db).$$

So we have (c.f. Eq. (26))

$$\mathbb{Q}(J = \hat{J} : K = 1, i_1 = \hat{i}_1, s_1 = u_{l^*}) = \frac{\lambda_{post}^{\hat{J}}}{\hat{J}!} e^{-\lambda_{post}}. \quad (30)$$

Also, as for Eq. (27), we can calculate the distribution of the locations of the ordinary component atoms:

$$\mathbb{Q}\left(\bigcap_{j=1}^{\hat{J}} \{v_j \leq \hat{v}_j\} \mid J = \hat{J} : K = 1, i_1 = \hat{i}_1, s_1 = u_{l^*}\right) = \hat{J}! \int_{\psi_1=0}^{\hat{v}(1)} \int_{\psi_2=\psi_1}^{\hat{v}(2)} \cdots \int_{\psi_{\hat{J}}=\psi_{\hat{J}-1}}^{\hat{v}(\hat{J})} \left(\prod_{j=1}^{\hat{J}} d\psi_j \right). \quad (31)$$

And again, as in Eq. (28), the sizes of the atoms, given their location and number, have the distribution

$$\begin{aligned} & \mathbb{Q}\left(\bigcap_{j=1}^J \{\xi_j \leq \hat{\xi}_j\} \cap \bigcap_{l=1}^L \{\eta_l \leq \hat{\eta}_l\} \mid J = \hat{J}, \bigcap_{j=1}^{\hat{J}} \{v_j \leq \hat{v}_j\} : K = 1, i_1 = \hat{i}_1, s_1 = u_{l^*}\right) \\ &= \left[\prod_{j=1}^{\hat{J}} \int_{b=0}^{\hat{\xi}_j} \frac{\text{NB}(0|r, b) \nu(db)}{\lambda_{post}} \right] \left[\prod_{l=1}^L \frac{\int_{b=0}^{\hat{\eta}_l} [\text{NB}(\hat{i}_1|r, b)]^{\mathbb{1}\{l=l^*\}} [\text{NB}(0|r, b)]^{\mathbb{1}\{l \neq l^*\}} h_l(db)}{\int_{b=0}^1 [\text{NB}(\hat{i}_1|r, b)]^{\mathbb{1}\{l=l^*\}} [\text{NB}(0|r, b)]^{\mathbb{1}\{l \neq l^*\}} h_l(db)} \right]. \end{aligned} \quad (32)$$

Putting together Eqs. (30), (31), and (32), we can find the proposed measure of the set M' given $I \in G'$ for the case $\hat{s}_1 = u_{l^*}$:

$$\begin{aligned} \mathbb{Q}(M' : I) &= \mathbb{Q}\left(J = \hat{J}, \bigcap_{j=1}^{\hat{J}} \{v_j \leq \hat{v}_j\}, \bigcap_{j=1}^J \{\xi_j \leq \hat{\xi}_j\} \cap \bigcap_{l=1}^L \{\eta_l \leq \hat{\eta}_l\} : K = 1, i_1 = \hat{i}_1, s_1 = u_{l^*}\right) \\ &= C_{fixed, l^*}^{-1} e^{-\lambda_{post}} \int_{\mathbf{v} \in R(\hat{\mathbf{v}}, \hat{J}), \boldsymbol{\xi} \in r(\hat{\boldsymbol{\xi}}, \hat{J}), \boldsymbol{\eta} \in r(\hat{\boldsymbol{\eta}}, L)} \Phi(\hat{J}, L, \mathbf{v}, \boldsymbol{\xi}, \boldsymbol{\eta}, i_1, u_{l^*}) \end{aligned} \quad (33)$$

$$\cdot \left(\prod_{j=1}^{\hat{J}} dv_j \right) \cdot \left(\prod_{j=1}^{\hat{J}} \nu(d\xi) \right) \cdot \left(\prod_{l=1}^L h_l(d\eta_l) \right), \quad (34)$$

where

$$C_{fixed, l^*} \triangleq \prod_{l=1}^L \int_{b=0}^1 [\text{NB}(\hat{i}_1|r, b)]^{\mathbb{1}\{l=l^*\}} [\text{NB}(0|r, b)]^{\mathbb{1}\{l \neq l^*\}} h_l(db).$$

Second, we consider the case $\hat{s}_1 \notin \{u_1, \dots, u_L\}$. Then $\hat{s}_1 = v_{j^*}$ for some $j^* \in \{1, \dots, J\}$. Suppose that v_{j^*} is the j_{order} th smallest element of $\{v_1, \dots, v_J\}$. Note that j_{order} is well-defined since the density of the v_j is continuous. We proceed as above and start by noting that the number of atoms on either side of the location v_{j^*} is Poisson-distributed:

$$\begin{aligned} & \mathbb{Q}\left(J = \hat{J} : K = 1, i_1 = \hat{i}_1, s_1 = v_{j^*}\right) \\ &= \frac{(\lambda_{post} v_{j^*})^{j_{order}-1}}{(j_{order}-1)!} e^{-(\lambda_{post} v_{j^*})} \cdot \frac{(\lambda_{post}(1-v_{j^*}))^{(\hat{J}-j_{order})}}{(\hat{J}-j_{order})!} e^{-(\lambda_{post}(1-v_{j^*}))}. \end{aligned} \quad (35)$$

Further, we have the usual distribution for the atom locations on either side of v_{j^*} :

$$\begin{aligned} & \mathbb{Q}\left(\bigcap_{j=1}^{\hat{J}} \{v_j \leq \hat{v}_j\} \mid J = \hat{J} : K = 1, i_1 = \hat{i}_1, s_1 = v_{j^*}\right) \\ &= (j_{order}-1)! \int_{\psi_1=0}^{\hat{v}(1)} \int_{\psi_2=\psi_1}^{\hat{v}(2)} \cdots \int_{\psi_{j_{order}}=\psi_{j_{order}-1}}^{\hat{v}(j_{order})} \left(\prod_{j=1}^{j_{order}-1} \frac{d\psi_j}{v_{j^*}} \right) \end{aligned}$$

$$\cdot (\hat{J} - j_{order})! \int_{\psi_{j_{order}+1}=\hat{v}_{(j_{order})}}^{\hat{v}_{(j_{order}+1)}} \cdots \int_{\psi_j=\psi_{j-1}}^{\hat{v}_{(j)}} \left(\prod_{j=j_{order}+1}^{\hat{J}} \frac{d\psi_j}{1-v_{j^*}} \right). \quad (36)$$

As usual, the third step identifies the conditional weight distribution of the atom weights:

$$\mathbb{Q} \left(\bigcap_{j=1}^{\hat{J}} \{\xi_j \leq \hat{\xi}_j\} \cap \bigcap_{l=1}^L \{\eta_l \leq \hat{\eta}_l\} \mid J = \hat{J}, \bigcap_{j=1}^{\hat{J}} \{v_j \leq \hat{v}_j\} : K = 1, i_1 = \hat{i}_1, s_1 = v_{j^*} \right) \quad (37)$$

$$= \left[\prod_{j=1}^{\hat{J}} \frac{\int_{b=0}^{\hat{\xi}_j} [\text{NB}(\hat{i}_1|r, b)]^{\mathbb{1}\{j=j^*\}} [\text{NB}(0|r, b)]^{\mathbb{1}\{j \neq j^*\}} \nu(db)}{\int_{b=0}^1 [\text{NB}(\hat{i}_1|r, b)]^{\mathbb{1}\{j=j^*\}} [\text{NB}(0|r, b)]^{\mathbb{1}\{j \neq j^*\}} \nu(db)} \right] \left[\prod_{l=1}^L \frac{\int_{b=0}^{\hat{\eta}_l} \text{NB}(0|r, b) h_l(db)}{\int_{b=0}^1 \text{NB}(0|r, b) h_l(db)} \right]. \quad (38)$$

So, combining Eqs. (35), (36), and (38), we find that the proposed posterior distribution in the case $\hat{s}_1 = v_{j^*}$ is

$$\begin{aligned} \mathbb{Q}(M' : I) &= \mathbb{Q} \left(J = \hat{J}, \bigcap_{j=1}^{\hat{J}} \{v_j \leq \hat{v}_j\}, \bigcap_{j=1}^{\hat{J}} \{\xi_j \leq \hat{\xi}_j\} \cap \bigcap_{l=1}^L \{\eta_l \leq \hat{\eta}_l\} : K = 1, N_1 = n_1, S_1 = \xi_{j^*} \right) \\ &= C_{ord}^{-1} e^{-\lambda_{post}} \int_{\mathbf{v} \in R(\hat{\mathbf{v}}, \hat{J}), \boldsymbol{\xi} \in r(\hat{\boldsymbol{\xi}}, \hat{J}), \boldsymbol{\eta} \in r(\hat{\boldsymbol{\eta}}, L)} \Phi(\hat{J}, L, \mathbf{v}, \boldsymbol{\xi}, \boldsymbol{\eta}, \hat{i}_1, v_{j^*}) \\ &\quad \cdot \left(\prod_{j=1}^{\hat{J}} dv_j \right) \cdot \left(\prod_{j=1}^{\hat{J}} \nu(d\xi) \right) \cdot \left(\prod_{l=1}^L h_l(d\eta_l) \right), \end{aligned} \quad (39)$$

where

$$C_{ord} \triangleq \left(\int_{b=0}^1 \text{NB}(\hat{i}_1|r, b) \nu(db) \right) \cdot \left(\prod_{l=1}^L \int_{b=0}^1 \text{NB}(0|r, b) h_l(db) \right).$$

Putting together the cases $\hat{s}_1 = u_{l^*}$ for some l^* (Eq. (34)) and $\hat{s}_1 \notin \{u_1, \dots, u_L\}$ (Eq. (39)), we obtain the full proposed posterior distribution:

$$\begin{aligned} \mathbb{Q}(M' : I) &= \mathbb{Q} \left(J = \hat{J}, \bigcap_{j=1}^{\hat{J}} \{v_j \leq \hat{v}_j\}, \bigcap_{j=1}^{\hat{J}} \{\xi_j \leq \hat{\xi}_j\} \cap \bigcap_{l=1}^L \{\eta_l \leq \hat{\eta}_l\} : K = 1, i_1 = \hat{i}_1, s_1 = \hat{s}_1 \right) \\ &= \sum_{l^*=1}^L \mathbb{1}\{\hat{s}_1 = u_{l^*}\} C_{fixed, l^*}^{-1} e^{-\lambda_{post}} \int_{\mathbf{v} \in R(\hat{\mathbf{v}}, \hat{J}), \boldsymbol{\xi} \in r(\hat{\boldsymbol{\xi}}, \hat{J}), \boldsymbol{\eta} \in r(\hat{\boldsymbol{\eta}}, L)} \Phi(\hat{J}, L, \mathbf{v}, \boldsymbol{\xi}, \boldsymbol{\eta}, \hat{i}_1, u_{l^*}) \\ &\quad \cdot \left(\prod_{j=1}^{\hat{J}} dv_j \right) \cdot \left(\prod_{j=1}^{\hat{J}} \nu(d\xi) \right) \cdot \left(\prod_{l=1}^L h_l(d\eta_l) \right) \\ &\quad + \mathbb{1}\{\hat{s}_1 \notin \{u_1, \dots, u_L\}\} C_{ord}^{-1} e^{-\lambda_{post}} \int_{\mathbf{v} \in R(\hat{\mathbf{v}}, \hat{J}), \boldsymbol{\xi} \in r(\hat{\boldsymbol{\xi}}, \hat{J}), \boldsymbol{\eta} \in r(\hat{\boldsymbol{\eta}}, L)} \Phi(\hat{J}, L, \mathbf{v}, \boldsymbol{\xi}, \boldsymbol{\eta}, \hat{i}_1, v_{j^*}) \\ &\quad \cdot \left(\prod_{j=1}^{\hat{J}} dv_j \right) \cdot \left(\prod_{j=1}^{\hat{J}} \nu(d\xi) \right) \cdot \left(\prod_{l=1}^L h_l(d\eta_l) \right). \end{aligned} \quad (40)$$

Counting process marginal. With the prior and proposed posterior in hand, it remains to calculate the marginal distribution of the counting process. Then we may integrate out the proposed posterior with respect to the counting process marginal in order to obtain the prior (Eq. (22)). Since we are focusing on counting process sets G' of the form in Eq. (25), we aim to calculate

$$\mathbb{P}_{marg}(K = 1, i_1 = \hat{i}_1, s_1 \leq \hat{s}_1).$$

In our calculations above, we also worked with a set of prior measure $\mu \in M'$ and therefore worked with a set of locations for the ordinary component atoms. In this case, we will need to calculate the probability of

zero counts in an interval where the number and location of the ordinary component atoms is integrated out. Let $I'\{\psi\}$ be the counting process that includes exactly those counts at ordinary component atoms and not the counts at fixed atoms; we can see, e.g., that $I'\{\psi\} \leq I\{\psi\}$ at all ψ . Further, similar to Eq. (23), let B_{ord} be the random measure composed only of those atoms in the ordinary component of B_{prior} :

$$B_{ord} = \sum_{j=1}^J \xi_j \delta_{v_j}.$$

Then we are interested in the quantity:

$$\mathbb{E}[\mathbb{1}\{\forall t \in (\psi_1, \psi_2), I'\{t\} = 0\}] = \mathbb{E}\left[\prod_{t \in (\psi_1, \psi_2)} (1 - B_{ord}\{t\})^r\right] = \prod_{t \in (\psi_1, \psi_2)} (1 - \mathbb{E}[1 - (1 - B_{ord}\{t\})^r]),$$

where the last equality follows from the independence of B_{prior} across increments.

Now define a new process $B' \triangleq 1 - (1 - B_{ord})^r$. This process has intensity ν' , which can be obtained by a change of variables from the Poisson process intensity ν of B_{ord} . We will find it notationally useful to refer to ν' though we do not calculate it here. Also, let \bar{B}' be the mean process of B' : $\bar{B}'(d\psi) \triangleq \mathbb{E}[B'(d\psi)]$. With this notation in hand, we can write

$$\begin{aligned} & \mathbb{E}[\mathbb{1}\{\forall t \in (\psi_1, \psi_2), B'\{t\} = 0\}] \\ &= \prod_{t \in (\psi_1, \psi_2)} (1 - \bar{B}'\{t\}) = \exp\left\{-\int_{t=\psi_1}^{\psi_2} \bar{B}'\{t\}\right\} = \exp\left\{-\int_{t=\psi_1}^{\psi_2} \int_{b=0}^1 b' \nu'(db')\right\} \\ &= \exp\left\{-(\psi_2 - \psi_1) \int_{b=0}^1 (1 - (1 - b)^r) \nu(db)\right\}. \end{aligned}$$

As usual, we consider two separate cases. First, suppose $s_1 = u_{l^*}$ for some $l^* \in \{1, \dots, L\}$. Then, using independence of increments of the prior random measure and counting process, we find

$$\begin{aligned} \mathbb{P}_{marg}(K = 1, i_1 = \hat{i}_1, s_1 = u_{l^*}) &= \mathbb{P}_{marg}(I\{u_{l^*}\} = \hat{i}_1) \mathbb{P}_{marg}(\forall l \neq l^*, I\{u_l\} = 0) \mathbb{P}_{marg}(\forall t \in (0, 1), I'\{t\} = 0) \\ &= \left(\prod_{l=1}^L \int_{b=0}^1 [\text{NB}(0|r, b)]^{\mathbb{1}\{l \neq l^*\}} [\text{NB}(\hat{i}_1|r, b)]^{\mathbb{1}\{l=l^*\}} h_l(db)\right) \\ &\quad \cdot \exp\left\{-(1-0) \int_{b=0}^1 (1 - (1 - b)^r) \nu(db)\right\} \\ &= e^{-\lambda + \lambda_{post}} C_{fixed, l^*}. \end{aligned} \tag{41}$$

Next, suppose $s_1 \notin \{u_1, \dots, u_L\}$. Then

$$\begin{aligned} \mathbb{P}_{marg}(K = 1, i_1 = \hat{i}_1, s_1 \leq \hat{s}_1) &= \int_{\psi=0}^{\hat{s}_1} \mathbb{P}_{marg}(K = 1, i_1 = \hat{i}_1 | s_1 = \hat{s}) d\mathbb{P}_{marg}(s_1 \leq \psi) \\ &= \int_{\psi=0}^{\hat{s}_1} \mathbb{P}_{marg}(I\{\psi\} = \hat{i}_1) \mathbb{P}_{marg}(\forall l, I(u_l) = 0) \\ &\quad \cdot \mathbb{P}_{marg}(\forall t \in (0, 1) \setminus \{\psi\}, I'\{t\} = 0) d\mathbb{P}_{marg}(s_1 \leq \psi) \\ &= \int_{\psi=0}^{\hat{s}_1} \left(\int_{b=0}^1 \text{NB}(\hat{i}_1|r, b) \nu(db)\right) \left[\prod_{l=1}^L \int_{b=0}^1 \text{NB}(0|r, b) h_l(db)\right] d\psi. \end{aligned} \tag{42}$$

Checking integration. The final step is to note that we may integrate out the proposed posterior in Eq. (40) with respect to the marginal described by Eqs. (41) and (42) to obtain the joint prior in Eq. (29). This integration

is exactly the one we desired from Eq. (22) in the special case of sets of the form M' in Eq. (24) and G' in Eq. (25), as was to be shown. \square

E.3 Infinite Poisson process intensity

Theorem 20. *Theorem 19 still applies when the intensity measure ν does not necessarily have a finite integral $\nu[0, 1]$ but satisfies the (weaker) condition*

$$\int_{b=0}^1 b \nu(db) < \infty. \quad (43)$$

Proof: The main idea behind the proof of Theorem 20 is to take advantage of the finiteness condition in Eq. (44) to construct a sequence of finite intensity measures tending to the true intensity measure of the process. We will use the known form of the posterior in the finite case from Theorem 19 to deduce the form of the posterior in the case where ν merely satisfies the weaker condition in Eq. (43), which we note implies

$$\forall \epsilon > 0, \nu[\epsilon, \infty) < \infty. \quad (44)$$

We therefore start by defining the sequence of (finite) measures ν_n by

$$\nu_n(A) \triangleq \int_{b \in A} \mathbb{1}\{b > 1/n\} \nu(db), \quad \text{for all measurable } A \subset [0, 1]. \quad (45)$$

Further, we may generate a random measure $B_{prior,n}$ as described by the prior in Theorem 19 with Poisson point process intensity ν_n . And we may generate a counting process I_n with parameters r and $B_{prior,n}$ as described in Theorem 19.

As before, let \mathbb{P}_{prior} be the prior distribution on the prior random measure B_{prior} and the counting process I . Let \mathbb{E}_{prior} denote the expectation with respect to this distribution. Further, let \mathbb{P}_{marg} represent the marginal distribution on the counting process from \mathbb{P}_{prior} . And let $\mathbb{Q}(M : G)$ represent the proposed posterior distribution on sets $M \in \mathfrak{M}$ given any set $G \in \Sigma_{\mathfrak{G}}$. We use the same notation, but with n subscripts, to denote the case with finite intensity ν_n .

Our proof will take advantage of Laplacian-style characterizations of distributions. In particular, we note that in order to prove Theorem 20, it is enough to show that, for arbitrary continuous and nonnegative functions f and g (i.e., $f, g \in C^+[0, 1]$), we have

$$\begin{aligned} & \int_{B \in \mathfrak{M}} \int_{I \in \mathfrak{G}} \exp \left\{ - \int_{\psi=0}^1 (g(\psi)B\{\psi\} + f(\psi)I\{\psi\}) \right\} d\mathbb{Q}(B : I) d\mathbb{P}_{marg}(I) \\ &= \mathbb{E}_{prior} \left[\exp \left\{ - \int_{\psi=0}^1 (g(\psi)B\{\psi\} + f(\psi)I\{\psi\}) \right\} \right]. \end{aligned} \quad (46)$$

By Lemma 21, we have the following limit for all $f, g \in C^+[0, 1]$ as $n \rightarrow \infty$:

$$\begin{aligned} & \mathbb{E}_{prior,n} \left[\exp \left\{ - \int_{\psi=0}^1 (g(\psi)B\{\psi\} + f(\psi)I\{\psi\}) \right\} \right] \\ & \rightarrow \mathbb{E}_{prior} \left[\exp \left\{ - \int_{\psi=0}^1 (g(\psi)B\{\psi\} + f(\psi)I\{\psi\}) \right\} \right]. \end{aligned}$$

Therefore, by Eq. (46) and the observation that Theorem 19 holds under the finite intensity ν_n , we see that it is enough to show that

$$\begin{aligned} & \int_{B \in \mathfrak{M}_n} \int_{I \in \mathfrak{G}} \exp \left\{ - \int_{\psi=0}^1 (g(\psi)B\{\psi\} + f(\psi)I\{\psi\}) \right\} d\mathbb{Q}_n(B : I) d\mathbb{P}_{\text{marg},n}(I) \\ & \rightarrow \int_{B \in \mathfrak{M}} \int_{I \in \mathfrak{G}} \exp \left\{ - \int_{\psi=0}^1 (g(\psi)B\{\psi\} + f(\psi)I\{\psi\}) \right\} d\mathbb{Q}(B : I) d\mathbb{P}_{\text{marg}}(I), \quad n \rightarrow \infty. \end{aligned} \quad (47)$$

Define

$$\Psi_n(I) \triangleq \int_{B \in \mathfrak{M}_n} \exp \left\{ - \int_{\psi=0}^1 g(\psi)B\{\psi\} \right\} d\mathbb{Q}_n(B : I) \quad (48)$$

$$\Psi(I) \triangleq \int_{B \in \mathfrak{M}} \exp \left\{ - \int_{\psi=0}^1 g(\psi)B\{\psi\} \right\} d\mathbb{Q}(B : I). \quad (49)$$

By Lemma 22, we have

$$\int_{I \in \mathfrak{G}} \exp \left\{ - \int_{\psi=0}^1 f(\psi)I\{\psi\} \right\} (\Psi_n(I) - \Psi(I)) d\mathbb{P}_{\text{marg},n}(I) \rightarrow 0. \quad (50)$$

And Lemma 21 together with the fact that $\exp \left\{ - \int_{\psi=0}^1 f(\psi)I\{\psi\} \right\} \Psi(I)$ is a bounded function of I yields

$$\int_{I \in \mathfrak{G}} \exp \left\{ - \int_{\psi=0}^1 f(\psi)I\{\psi\} \right\} \Psi(I) (d\mathbb{P}_{\text{marg},n}(I) - d\mathbb{P}_{\text{marg}}(I)) \rightarrow 0. \quad (51)$$

Combining Eqs. (50) and (51) yields the desired limit in Eq. (47). \square

Lemma 21. *Let $B_{\text{prior},n}$ be a completely random measure with a finite set of fixed atoms in $[0, 1]$ and with the Poisson process intensity ν_n in Eq. (45), where ν satisfies Eq. (43). Let I_n be drawn as a negative binomial process with parameters r and $B_{\text{prior},n}$. Similarly, let B_{prior} be a completely random measure with Poisson process intensity ν , and let I be drawn as a negative binomial process with parameters r and B_{prior} . Then*

$$(B_{\text{prior},n}, I_n) \xrightarrow{d} (B_{\text{prior}}, I)$$

Proof: It is enough to show that, for all $f, g \in C^+[0, 1]$, we have

$$\begin{aligned} & \mathbb{E}_{\text{prior},n} \left[\exp \left\{ - \int_{\psi=0}^1 (g(\psi)B_{\text{prior},n}\{\psi\} + f(\psi)I_n\{\psi\}) \right\} \right] \\ & \rightarrow \mathbb{E}_{\text{prior}} \left[\exp \left\{ - \int_{\psi=0}^1 (g(\psi)B_{\text{prior}}\{\psi\} + f(\psi)I\{\psi\}) \right\} \right], \quad n \rightarrow 0. \end{aligned}$$

We can construct a new completely random measure, \hat{B}_n , by keeping only those jumps from B_{prior} (generated with intensity ν) that are either at the fixed atom locations or have height at least $1/n$. Then $\hat{B}_n \stackrel{d}{=} B_{\text{prior},n}$ for $B_{\text{prior},n}$ generated with intensity ν_n . Let \hat{I}_n be the counting process generated with parameters r and \hat{B}_n . Then it is enough to show

$$\begin{aligned} & \mathbb{E}_{\text{prior}} \left[\exp \left\{ - \int_{\psi=0}^1 (g(\psi)\hat{B}_n\{\psi\} + f(\psi)\hat{I}_n\{\psi\}) \right\} \right] \\ & \rightarrow \mathbb{E}_{\text{prior}} \left[\exp \left\{ - \int_{\psi=0}^1 (g(\psi)B_{\text{prior}}\{\psi\} + f(\psi)I\{\psi\}) \right\} \right], \quad n \rightarrow 0. \end{aligned}$$

Let $\hat{B}_n^- = B_{\text{prior}} - \hat{B}_n$ be the completely random measure consisting only of an ordinary component

with jumps of size less than $1/n$. Let \hat{I}_n^- be a counting process with parameters r and \hat{B}_n^- . Then, using the independence of \hat{B}_n and \hat{B}_n^- , we have

$$\begin{aligned} & \mathbb{E}_{\text{prior}} \left[\exp \left\{ - \int_{\psi=0}^1 (g(\psi)\hat{B}_n\{\psi\} + f(\psi)\hat{I}_n\{\psi\}) \right\} \right] \\ &= \mathbb{E}_{\text{prior}} \left[\exp \left\{ - \int_{\psi=0}^1 (g(\psi)B_{\text{prior}}\{\psi\} + f(\psi)I\{\psi\}) \right\} \right] \mathbb{E}_{\text{prior}} \left[\exp \left\{ - \int_{\psi=0}^1 (g(\psi)\hat{B}_n^-\{\psi\} + f(\psi)\hat{I}_n^-\{\psi\}) \right\} \right]. \end{aligned}$$

So it is enough to show that

$$\mathbb{E}_{\text{prior}} \left[\exp \left\{ - \int_{\psi=0}^1 (g(\psi)\hat{B}_n^-\{\psi\} + f(\psi)\hat{I}_n^-\{\psi\}) \right\} \right] \rightarrow 1, \quad n \rightarrow \infty. \quad (52)$$

In order to show Eq. (52) holds, we establish the following upper bounds:

$$\mathbb{E}_{\text{prior}} \left[\exp \left\{ - \int_{\psi=0}^1 (g(\psi)\hat{B}_n^-\{\psi\} + f(\psi)\hat{I}_n^-\{\psi\}) \right\} \right] \leq 1, \quad (53)$$

and

$$\int_{\psi=0}^1 (g(\psi)\hat{B}_n^-\{\psi\} + f(\psi)\hat{I}_n^-\{\psi\}) \leq (\max_{\psi} g(\psi))\hat{B}_n^-[0, 1] + (\max_{\psi} f(\psi))\hat{I}_n^-[0, 1].$$

Henceforth we use the shorthand $c \triangleq (\max_{\psi} g(\psi))$ and $c' \triangleq (\max_{\psi} f(\psi))$. These quantities are finite by the assumptions on g and f . Choose $\epsilon > 0$. Further define the events

$$A_B \triangleq \{\hat{B}_n^-[0, 1] > \epsilon\} \quad \text{and} \quad A_I \triangleq \{\hat{I}_n^-[0, 1] > \epsilon\}.$$

By Chebyshev's inequality,

$$\mathbb{P}(A_{B,n}) < \mathbb{E} \left[\hat{B}_n^-[0, 1] \right] / \epsilon \quad \text{and} \quad \mathbb{P}(A_{I,n}) < \mathbb{E} \left[\hat{I}_n^-[0, 1] \right] / \epsilon.$$

Using these definitions, we can write

$$\begin{aligned} & \mathbb{E}_{\text{prior}} \left[\exp \left\{ - \int_{\psi=0}^1 (g(\psi)\hat{B}_n^-\{\psi\} + f(\psi)\hat{I}_n^-\{\psi\}) \right\} \right] \\ & \geq \mathbb{E}_{\text{prior}} \left[\exp \left\{ -c\hat{B}_n^-[0, 1] - c'\hat{I}_n^-[0, 1] \right\} \right] \\ & \geq \mathbb{E}_{\text{prior}} \left[\mathbb{1}(A_{B,n}^C \cap A_{I,n}^C) \exp \left\{ -c\hat{B}_n^-[0, 1] - c'\hat{I}_n^-[0, 1] \right\} \right] \\ & \geq \mathbb{P}_{\text{prior}}(A_{B,n}^C \cap A_{I,n}^C) \cdot \exp \{-c\epsilon - c'\epsilon\}. \end{aligned} \quad (54)$$

Now $\mathbb{P}_{\text{prior}}(A_{B,n}^C \cap A_{I,n}^C) = 1 - \mathbb{P}_{\text{prior}}(A_{B,n} \cup A_{I,n})$. And

$$\begin{aligned} \mathbb{P}_{\text{prior}}(A_{B,n} \cup A_{I,n}) & \leq \mathbb{P}_{\text{prior}}(A_{B,n}) + \mathbb{P}_{\text{prior}}(A_{I,n}) \\ & \leq \epsilon^{-1} \left\{ \mathbb{E} \left[\hat{B}_n^-[0, 1] \right] + \mathbb{E} \left[\hat{I}_n^-[0, 1] \right] \right\} \rightarrow 0, \quad n \rightarrow \infty, \end{aligned}$$

where the last line follows by noting

$$\mathbb{E} \left[\hat{B}_n^-[0, 1] \right] = \int_{b=0}^{1/n} b\nu(db) \rightarrow 0, \quad n \rightarrow \infty,$$

since ν is continuous and $\int_{b=0}^1 b\nu(db) < \infty$ by assumption, and

$$\mathbb{E} \left[\hat{I}_n^-[0, 1] \right] = \sum_{m=1}^{\infty} \int_{b=0}^{1/n} Cb^{-1}(1-b)^{\theta-1} \binom{m+r-1}{m} (1-b)^r b^m db$$

where C is a constant in n (c.f. Eq. (14))

$$\begin{aligned}
&= C \sum_m (2/n)^m \int_0^{1/2} (\tilde{b})^{m-1} (1 - (2/n)\tilde{b})^{r+\theta-1} \binom{m+r-1}{m} d\tilde{b} \\
&\leq C 2^{r+\theta-1} \sum_m (2/n)^m \int_0^{1/2} \tilde{b}^{m-1} (1 - \tilde{b})^{r+\theta-1} \binom{m+r-1}{m} d\tilde{b} \\
&\leq 2^{r+\theta-1} (1/n) \sum_{m=1}^{\infty} C \int_0^1 \tilde{b}^{m-1} (1 - \tilde{b})^{r+\theta-1} \binom{m+r-1}{m} d\tilde{b} \\
&= 2^{r+\theta-1} (1/n) C',
\end{aligned}$$

where C' is a constant in n (by Lemma 10). The final line goes to zero as $n \rightarrow 0$.

So $\mathbb{P}_{prior}(A_{B,n}^C \cap A_{I,n}^C) \rightarrow 1$ as $n \rightarrow \infty$, and the bound in Eq. (54) yields:

$$\lim_{n \rightarrow \infty} \mathbb{E}_{prior} \left[\exp \left\{ - \int_{\psi=0}^1 (g(\psi) \hat{B}_n^- \{\psi\} + f(\psi) \hat{I}_n^- \{\psi\}) \right\} \right] \geq \exp \{-c\epsilon - c'\epsilon\}.$$

Since this result is true for every $\epsilon > 0$, we must have

$$\lim_{n \rightarrow \infty} \mathbb{E}_{prior} \left[\exp \left\{ - \int_{\psi=0}^1 (g(\psi) \hat{B}_n^- \{\psi\} + f(\psi) \hat{I}_n^- \{\psi\}) \right\} \right] \geq 1.$$

Together with Eq. (53), this equation gives the desired result. \square

Lemma 22. For Φ_n and Φ defined in, respectively, Eqs. (48) and (49), we have the limit in Eq. (50):

$$\int_{I \in \mathfrak{G}} \exp \left\{ - \int_{\psi=0}^1 f(\psi) I \{\psi\} \right\} (\Psi_n(I) - \Psi(I)) d\mathbb{P}_{marg,n}(I) \rightarrow 0. \quad (55)$$

Proof: We start by choosing n large enough so that (1) the difference between the ordinary components in the truncated case and the non-truncated case are, in some sense, small enough and (2) the number of atoms in the truncated case is bounded with high probability. Under these two conditions, we will then show that $\Psi_n(I)$ and $\Psi(I)$ are sufficiently close in value by examining in turn each of the various types of atoms in the proposed posterior.

Therefore, choose $\epsilon > 0$. First note that by the assumption of finite integration of ν (Eq. (43)) we can choose n_0 such that for all $n > n_0$ we have

$$\int_{b=0}^{1/n} b \nu(db) < \epsilon. \quad (56)$$

This choice implies the existence of n_1 such that for all $n > n_1$ and all $i \geq 1$ we have Eq. (56) as well as

$$\int_{b=0}^{1/n} b^i (1-b)^r \nu(db) < \epsilon. \quad (57)$$

Second, since $I \sim \mathbb{P}_{marg,n}$ approaches $I \sim \mathbb{P}_{marg}$ in distribution by Lemma 21, there exist constants K' and n_2 such that the number of atoms K_n of I_n satisfies

$$\mathbb{P}_{marg}(K_n > K') < \epsilon \quad \text{for all } n > n_2.$$

It remains to use these conditions to bound

$$\int_{I \in \mathfrak{G}} \exp \left\{ - \int_{\psi=0}^1 f(\psi) I \{\psi\} \right\} (\Psi_n(I) - \Psi(I)) d\mathbb{P}_{marg,n}(I).$$

For instance, since $\Psi_n(I)$ and $\Psi(I)$ are both bounded between zero and one, we have that

$$\begin{aligned} & \left| \int_{I \in \mathfrak{G}} \exp \left\{ - \int_{\psi=0}^1 f(\psi) I \{ \psi \} \right\} (\Psi_n(I) - \Psi(I)) d\mathbb{P}_{\text{marg},n}(I) \right| \\ & \leq 2\epsilon + \int_{\substack{I \in \mathfrak{G} \\ K_n \leq K'}} |\Psi_n(I) - \Psi(I)| d\mathbb{P}_{\text{marg},n}(I). \end{aligned} \quad (58)$$

Next, we need to bound the second term on the righthand side of Eq. (58). To that end, we break Ψ_n and Ψ into their three constituent parts: the fixed atoms from the prior, the new fixed atoms in the proposed posterior, and the ordinary component in the proposed posterior. For Ψ_n , we have

$$\begin{aligned} \Psi_n(I) &= \int_{B \in \mathfrak{M}_n} \exp \left\{ - \int_{\psi=0}^1 g(\psi) B \{ \psi \} \right\} d\mathbb{Q}(B : I) \\ &= \int_{B \in \mathfrak{M}_n} \exp \left\{ - \sum_{\psi: I\{\psi\} \geq 1, \psi \notin \{u_1, \dots, u_L\}} g(\psi) B \{ \psi \} - \sum_{l=1}^L g(u_l) B \{ u_l \} - \int_{\psi=0}^1 g(\psi) B_{\text{ord}} \{ \psi \} \right\} d\mathbb{Q}(B : I) \\ &= \left[\prod_{\psi: I\{\psi\} \geq 1, \psi \notin \{u_1, \dots, u_L\}} \int_{B \in \mathfrak{M}_n} \exp \{ -g(\psi) B \{ \psi \} \} d\mathbb{Q}(B : I) \right] \\ & \quad \cdot \left[\prod_{l=1}^L \int_{B \in \mathfrak{M}_n} \exp \{ -g(u_l) B \{ u_l \} \} d\mathbb{Q}(B : I) \right] \left[\int_{B \in \mathfrak{M}_n} \exp \left\{ - \int_{\psi=0}^1 g(\psi) B_{\text{ord}} \{ \psi \} \right\} d\mathbb{Q}(B : I) \right] \end{aligned}$$

by the independence of these components under $\mathbb{Q}(B : I)$

$$\begin{aligned} &= \left[\prod_{\psi: I\{\psi\} \geq 1, \psi \notin \{u_1, \dots, u_L\}} c_{\text{new},n}^{-1} \int_{b=0}^1 \exp \{ -g(\psi) b \} b^{I\{\psi\}} (1-b)^r \nu_n(db) \right] \\ & \quad \cdot \left[\prod_{l=1}^L \int_{B \in \mathfrak{M}_n} \exp \{ -g(u_l) B \{ u_l \} \} d\mathbb{Q}(B : I) \right] \left[\exp \left\{ - \int_{b=0}^1 \int_{\psi=0}^1 (1 - e^{-g(\psi)b}) (1-b)^r d\psi \nu_n(db) \right\} \right]. \end{aligned}$$

The final factor results from Campbell's theorem. The analogous formula holds for Ψ by removing the n subscripts.

With the formulas for Ψ_n and Ψ in hand, we turn again to our desired bound. We follow Lemma 3 of Kim (1999) in using the following fact: for $x_1, \dots, x_M, y_1, \dots, y_M \in \mathbb{R}$ and $|x_m|, |y_m| \leq 1$ for all m , we have

$$\left| \prod_{m=1}^M x_m - \prod_{m=1}^M y_m \right| \leq \sum_{m=1}^M |x_m - y_m|.$$

In particular, we apply this inequality to transform the difference in Ψ_n and Ψ into separate differences in each component, where we note that the prior fixed atom component is shared and therefore disappears.

First, for notational convenience, define

$$\begin{aligned} C_n(I, \psi) &\triangleq \int_{b=0}^1 \exp \{ -g(\psi) b \} b^{I\{\psi\}} (1-b)^r \nu_n(db) \\ C(I, \psi) &\triangleq \int_{b=0}^1 \exp \{ -g(\psi) b \} b^{I\{\psi\}} (1-b)^r \nu(db) \end{aligned}$$

Then

$$\int_{\substack{I \in \mathfrak{G} \\ K_n \leq K'}} |\Psi_n(I) - \Psi(I)| d\mathbb{P}_{\text{marg}}(I)$$

$$\leq \int_{\substack{I \in \mathfrak{G} \\ K_n \leq K'}} \left\{ \left[\sum_{\psi: I\{\psi\} \geq 1, \psi \notin \{u_1, \dots, u_L\}} \left| [c_{new,n}(I\{\psi\})]^{-1} C_n(I, \psi) - [c_{new}(I\{\psi\})]^{-1} C(I, \psi) \right| \right] \right. \\ \left. + \left| \exp \left\{ - \int_{b=0}^1 \int_{\psi=0}^1 (1 - e^{-g(\psi)b}) (1-b)^r d\psi \nu_n(db) \right\} - \exp \left\{ - \int_{b=0}^1 \int_{\psi=0}^1 (1 - e^{-g(\psi)b}) (1-b)^r d\psi \nu(db) \right\} \right| \right\}.$$

We note that $|c_{new,n}(I\{\psi\}) - c_{new}(I\{\psi\})| \leq \epsilon$ and $|C_n(I, \psi) - C(I, \psi)| \leq \epsilon$. And finally the difference in the two exponential terms is at most ϵ . So for large enough n and hence small enough ϵ we have

$$\int_{\substack{I \in \mathfrak{G} \\ K_n \leq K'}} |\Psi_n(I) - \Psi(I)| d\mathbb{P}_{margin}(I) \\ \leq \epsilon K' \max_{\psi: I\{\psi\} \geq 1, \psi \notin \{u_1, \dots, u_L\}} [c_{new}(I\{\psi\})^{-1} + C(I, \psi)] + \epsilon$$

Together with Eq. (58), this bound completes the proof. \square

APPENDIX F

POSTERIOR INFERENCE DETAILS

F.1 Exact Gibbs slice sampler

We sample $b_{d,k}$ and ψ_k from their Gibbs conditionals as follows:

Sample ψ_k . The conditional posterior of ψ_k given $\mathbf{z}_{\cdot, \cdot}$ and $\mathbf{x}_{\cdot, \cdot}$ is proportional to

$$H(d\psi_k) \prod_{d=1}^D \prod_{n=1}^{N_d} F(dx_{d,n} | \psi_k)^{\mathbb{I}(z_{d,n}=k)}.$$

This has a closed form when H is conjugate to $F(\psi_k)$ and may otherwise be sampled using a generic univariate sampling procedure (e.g., random-walk Metropolis-Hastings or slice sampling).

Sample $b_{d,k}$. By beta-negative binomial conjugacy, the conditional posterior of $b_{d,k}$ given $z_{d,\cdot}$ and $b_{0,k}$ is a beta distribution,

$$b_{d,k} \sim \text{Beta}(\gamma_d \theta_d b_{0,k} + N_{d,k}, \theta_d (1 - \gamma_d b_{0,k}) + r_d),$$

where $N_{d,k} \triangleq \sum_n \mathbb{I}(z_{d,n} = k)$.

Sample $b_{0,k}$. To sample the shared beta process weights $b_{0,k}$, we turn to the size-biased construction of the beta process introduced by Thibaux and Jordan (2007)

$$B_0 = \sum_{m=0}^{\infty} \sum_{i=1}^{C_m} b_{0,m,i} \delta_{\psi_{m,i}},$$

where

$$C_m \stackrel{\text{ind}}{\sim} \text{Pois} \left(\frac{\theta_0 \gamma_0}{\theta_0 + m} \right), \quad b_{0,m,i} \stackrel{\text{ind}}{\sim} \text{Beta}(1, \theta_0 + m), \quad \text{and} \quad \psi_{m,i} \stackrel{\text{iid}}{\sim} H.$$

If we order the atoms by the rounds in which they were drawn, then the k -th atom overall was drawn in round m_k , where

$$m_k \triangleq \min \left\{ m : \sum_{j=0}^m C_j \geq k \right\}.$$

Conditional on the round indices $(m_k)_{k=1}^\infty$, we have

$$B_0 = \sum_{k=1}^{\infty} b_{0,k} \delta_{\psi_k}$$

for

$$b_{0,k} \stackrel{\text{ind}}{\sim} \text{Beta}(1, \theta_0 + m_k) \quad \text{and} \quad \psi_k \stackrel{\text{iid}}{\sim} H.$$

The conditional density of $b_{0,k}$ given the remaining variables is therefore proportional to

$$(1 - b_{0,k})^{\theta_0 + m_k - 1} \prod_{d=1}^D \frac{1}{\Gamma(\gamma_d \theta_d b_{0,k}) \Gamma(\theta_d (1 - \gamma_d b_{0,k}))} \left(\frac{b_{d,k}}{1 - b_{d,k}} \right)^{\gamma_d \theta_d b_{0,k}} \quad (59)$$

and may be sampled using random-walk Metropolis-Hastings.

It remains then to sample the latent round indices m_k or, equivalently, their differences $h_k \triangleq m_k - m_{k-1}$, where $m_0 \triangleq 0$ for notational convenience. Let f_m and F_m denote the pmf and cdf of the $\text{Pois}(\frac{\theta_0 \gamma_0}{\theta_0 + m})$ distribution respectively, and define $C_{m,j} \triangleq \sum_{k=1}^j \mathbb{I}(m_k = m)$. Since $C_m = \sum_{k=1}^\infty \mathbb{I}(m_k = m) \sim \text{Pois}(\frac{\theta_0 \gamma_0}{\theta_0 + m})$, it follows that

$$\begin{aligned} \mathbb{P}(h_k < 0 \mid (h_j)_{j=1}^{k-1}) &= 0, \\ \mathbb{P}(h_k = 0 \mid (h_j)_{j=1}^{k-1}) &= \frac{1 - F_{m_{k-1}}(C_{m_{k-1}, k-1})}{1 - F_{m_{k-1}}(C_{m_{k-1}, k-1} - 1)} \end{aligned}$$

for $m_{k-1} = \sum_{j=1}^{k-1} h_j$, and

$$\mathbb{P}(h_k = h \mid (h_j)_{j=1}^{k-1}) = \frac{f_{m_{k-1}}(C_{m_{k-1}, k-1})}{1 - F_{m_{k-1}}(C_{m_{k-1}, k-1} - 1)} (1 - f_{m_{k-1}+h}(0)) \prod_{g=1}^{h-1} f_{m_{k-1}+g}(0)$$

for all $h \in \mathbb{N}$. The conditional distribution of h_k given $(h_j)_{j=1}^{k-1}$ and $b_{0,k}$ is then

$$p(h_k \mid (h_j)_{j=1}^{k-1}, b_{0,k}) \propto (1 - b_{0,k})^{h_k} (\theta_0 + h_k + m_{k-1}) p(h_k \mid (h_j)_{j=1}^{k-1}),$$

which cannot be normalized in closed form due to the infinite summation. To permit posterior sampling of h_k , we introduce an auxiliary variable v_k with conditional distribution

$$v_k \sim \text{Unif}(0, \zeta_{0, h_k} (1 - b_{0,k})^{h_k})$$

where $(\zeta_{0, h})_{h=1}^\infty$ is a fixed positive sequence with $\lim_{h \rightarrow \infty} \zeta_{0, h} = 0$. Given v_k , we may slice sample h_k from the finite distribution

$$p(h_k \mid (h_j)_{j=1}^{k-1}, b_{0,k}) \propto \frac{\mathbb{I}(v_k \leq \zeta_{0, h_k} (1 - b_{0,k})^{h_k})}{\zeta_{0, h_k}} (\theta_0 + h_k + m_{k-1}) p(h_k \mid (h_j)_{j=1}^{k-1}).$$

F.2 Collapsed sampling

In Eq. (59), we sampled $b_{0,k}$ conditional on $\mathbf{b}_{\cdot, k}$. A more efficient alternative is to integrate $\mathbf{b}_{\cdot, k}$ out of this conditional. We exploit the conjugacy of the beta and negative binomial distributions to derive the conditional distribution of $N_{d,k}$ given $b_{0,k}$, γ_d , θ_d , and r_d :

$$\begin{aligned} p(N_{d,k} \mid b_{0,k}, \gamma_d, \theta_d, r_d) &= \int p(N_{d,k} \mid b_{d,k}, r_d) p(b_{d,k} \mid b_{0,k}, \gamma_d, \theta_d) db_{d,k} \\ &= \int \frac{\Gamma(N_{d,k} + r_d) \Gamma(\theta_d) b_{d,k}^{N_{d,k} + \gamma_d \theta_d b_{0,k} - 1} (1 - b_{d,k})^{r_d + \theta_d (1 - \gamma_d b_{0,k}) - 1}}{N_{d,k}! \Gamma(r_d) \Gamma(\gamma_d \theta_d b_{0,k}) \Gamma(\theta_d (1 - \gamma_d b_{0,k}))} db_{d,k} \end{aligned}$$

$$= \frac{\Gamma(N_{d,k} + r_d) \Gamma(\theta_d) \Gamma(N_{d,k} + \gamma_d \theta_d b_{0,k}) \Gamma(r_d + \theta_d(1 - \gamma_d b_{0,k}))}{N_{d,k}! \Gamma(r_d) \Gamma(N_{d,k} + r_d + \theta_d) \Gamma(\gamma_d \theta_d b_{0,k}) \Gamma(\theta_d(1 - \gamma_d b_{0,k}))}.$$

The conditional density of $b_{0,k}$ with $\mathbf{b}_{\cdot,k}$ integrated out now takes the form

$$(1 - b_{0,k})^{\theta_0 + m_k - 1} \prod_{d=1}^D \frac{\Gamma(N_{d,k} + \gamma_d \theta_d b_{0,k}) \Gamma(r_d + \theta_d(1 - \gamma_d b_{0,k}))}{\Gamma(\gamma_d \theta_d b_{0,k}) \Gamma(\theta_d(1 - \gamma_d b_{0,k}))}$$

and may be sampled using random-walk Metropolis-Hastings.

F.3 Finite approximation Gibbs sampler

The full conditional distribution of $b_{0,k}$ under the finite approximation of Eq. (10) is proportional to

$$b_{0,k}^{\theta_0 \gamma_0 / K - 1} (1 - b_{0,k})^{\theta_0(1 - \gamma_0 / K) - 1} \prod_{d=1}^D \frac{1}{\Gamma(\gamma_d \theta_d b_{0,k}) \Gamma(\theta_d(1 - \gamma_d b_{0,k}))} \left(\frac{b_{d,k}}{1 - b_{d,k}} \right)^{\gamma_d \theta_d b_{0,k}},$$

while the conditional density with $\mathbf{b}_{\cdot,k}$ integrated out is proportional to

$$b_{0,k}^{\theta_0 \gamma_0 / K - 1} (1 - b_{0,k})^{\theta_0(1 - \gamma_0 / K) - 1} \prod_{d=1}^D \frac{\Gamma(N_{d,k} + \gamma_d \theta_d b_{0,k}) \Gamma(r_d + \theta_d(1 - \gamma_d b_{0,k}))}{\Gamma(\gamma_d \theta_d b_{0,k}) \Gamma(\theta_d(1 - \gamma_d b_{0,k}))}.$$

Random-walk Metropolis-Hastings may be used to sample $b_{0,k}$ from either distribution.

With this approximation in hand, we sample $\lambda_{d,k}$, $b_{d,k}$, and ψ_k precisely as described in Section 7.1. Since the number of components is finite, no auxiliary slice variables are needed to sample the component indices. Hence, we may sample $z_{d,n}$ from its discrete conditional distribution

$$\mathbb{P}(z_{d,n} = k) \propto F(dx_{d,n} | \psi_k) \lambda_{d,k}$$

given the remaining variables.