

# Penning-Trap Mass Measurements of the Neutron-Rich K and Ca Isotopes: Resurgence of the $N = 28$ Shell Strength

A. Lapiere<sup>1,2</sup>, M. Brodeur<sup>1,3</sup>, T. Brunner<sup>1,4</sup>, S. Ettenauer<sup>1,3</sup>, P. Finlay<sup>5</sup>,  
 A. T. Gallant<sup>1,3</sup>, V. V. Simon<sup>1,7,8</sup>, P. Delheij<sup>1</sup>, D. Lunney<sup>9</sup>, R. Ringle<sup>2</sup>, H. Savajols<sup>6</sup>, and J. Dilling<sup>1</sup>  
<sup>1</sup> TRIUMF, 4004 Wesbrook Mall, Vancouver, BC, V6T 2A3, Canada  
<sup>2</sup> NSCL, Michigan State University, East Lansing, MI, 48824, USA  
<sup>3</sup> Department of Physics and Astronomy, University of British Columbia, Vancouver, BC, V6T 1Z1, Canada  
<sup>4</sup> Physik Department E12, Technische Universität München, James Franck Str., Garching, Germany  
<sup>5</sup> Department of Physics, University of Guelph, Guelph, ON, N1G 2W1, Canada  
<sup>6</sup> GANIL, Blvd Henri Becquerel, BP 55027-14076, CAEN, Cedex 05, France  
<sup>7</sup> Max-Planck-Institut für Kernphysik, Saupfercheckweg 1, 69117, Heidelberg, Germany  
<sup>8</sup> University of Heidelberg, 69117, Heidelberg, Germany and  
<sup>9</sup> CSNSM-IN2P3-CNRS, Université de Paris Sud, 91405 Orsay, France  
 (Dated: January 21, 2019)

We present Penning-trap mass measurements of neutron-rich <sup>44,47–50</sup>K and <sup>49,50</sup>Ca isotopes carried out at the TITAN facility at TRIUMF-ISAC. The <sup>44</sup>K mass measurement was performed with a charge-bred 4+ ion utilizing the TITAN EBIT, and agrees with the literature. The mass-excess values obtained for <sup>47</sup>K and <sup>49,50</sup>Ca are more precise and agree with the 2003 Atomic Mass Evaluation (AME’03). The <sup>48,49,50</sup>K mass excesses are more precise than the AME’03 values by more than one order of magnitude. For <sup>48,49</sup>K, we find deviations by  $7\sigma$  and  $10\sigma$ , respectively. The new <sup>49</sup>K mass excess lowers significantly the two-neutron separation energy at the neutron number  $N = 30$  compared to the separation energy calculated from AME’03 values, and thus, strengthens the  $N = 28$  shell gap energy at  $Z = 19$  by approximately 1 MeV.

## I. INTRODUCTION

The magic numbers associated with the closure of nuclear shells are amongst the most fundamental quantities governing the nuclear structure [1, 2]. Their disappearance away from the valley of stability holds great intrigue for theories that seek to correctly describe the nuclear interaction [3]. The nuclear binding energy is sensitive to the existence of shell structures, and as a consequence, precision mass measurements can provide important information on shell-strength modification as well as new magic numbers [4, 5]. The original case study for the disappearance of a magic number was that of  $N = 20$  and the now famous ‘Island of Inversion’ in neutron-rich nuclei of atomic numbers  $Z \sim 10 - 12$  [6, 7], which were discovered from pioneering online mass spectrometry studies of Na isotopes at CERN [8]. Following mass measurements, nuclear spectroscopy [9, 10] and subsequent work have revealed that the extra binding energy, which gives unexpected stability to these nuclei, is due to deformation brought on by the inversion of so-called ‘intruding’  $pf$  orbitals that offered themselves for occupation. There are still intensive efforts underway to delineate the island’s shore and understand the role of the interplay between spherical and deformed configurations in the nuclear stability in this mass region. An excellent example of such work is the recent discovery of a coexisting 0+ state in <sup>32</sup>Mg reported by Wimmer *et al.* [11].

As a natural extension, attention has turned to the spin-orbit closed-shell  $N = 28$  and its own ‘Island of Inversion’. The erosion of the  $N = 28$  shell was observed from the determination of the lifetime [12] and deformation of <sup>44</sup>S [13]. The weakening of the  $N = 28$  shell

gap was observed in mass measurements of neutron-rich Si, P, S, Cl isotopes [14–17], where an isomer in <sup>43</sup>S has shed light on shape coexistence in this region [15]. From  $N = 28$ , deformation develops gradually between the spherical <sup>48</sup>Ca and deformed <sup>42</sup>Si [18]. Between these two extremes, competition of spherical and deformed shapes is expected to be present, as shown recently in <sup>44</sup>S [19]. Further experimental data in this  $Z \sim 14 - 17$  region are needed to understand the shell-breaking mechanism of the  $N = 28$  spin-orbit shell closure, which is also of importance to understand the evolution of other shell gaps having the same origin.

In this article, we report Penning-trap mass measurements at TITAN of neutron-rich <sup>44,47–50</sup>K isotopes from which we obtain a dramatically stronger  $N = 28$  neutron-shell gap energy for  $Z = 19$ . We also report mass measurements for the isotopes <sup>49,50</sup>Ca. Uncertainties have been reduced between one and two orders of magnitude and reveal major deviations from previous values, determined from  $\beta$ -decay and reaction studies.

## II. EXPERIMENTAL SET-UP AND METHOD

The measurements were conducted at the TITAN (TRIUMF’s Ion Traps for Atomic and Nuclear science) facility [20–24] located at the TRIUMF-ISAC exotic nuclide facility. Over the last few years, TITAN has been successfully used to measure masses of neutron-rich low-mass number isotopes with short half-lives, such as <sup>8</sup>He [25], <sup>11</sup>Li [26], and <sup>11,12</sup>Be [27, 28]. TITAN is presently composed of three ion traps: a linear radiofrequency quadrupole (RFQ) cooler and buncher [29], an electron

TABLE I. Frequency ratios (relative to stable  $^{39}\text{K}$ ) and atomic mass-excess (ME) values of the investigated K and Ca isotopes. The first displayed uncertainty is the statistical error while the second one is the systematic error (see text), the third error in square brackets is the total AME'03 uncertainty which is the result of the statistical and systematic errors added in quadrature.  $\delta_{ME}$  is the deviation of the AME'03 values [46, 47] with respect to our results ( $ME_{expt} - ME_{AME'03}$ ).

Isotopes	Half-life	$\nu_c^{meas}/\nu_c^{ref}$	$ME_{expt}$ (keV)	$ME_{AME'03}$ (keV)	$\delta_{ME}$
$^{44}\text{K}_{25}^{4+}$	22.13(19) m	0.886306820(35)(7)[36]	-35778.7(1.6)(0.3)[1.6]	-35810(36)	31(36)
$^{47}\text{K}_{28}^{+}$	17.50(24) s	0.829689831(27)(11)[29]	-35711.8(1.4)(0.6)[1.5]	-35696(8)	-15(8)
$^{48}\text{K}_{29}^{+}$	6.8(2) s	0.812328289(14)(13)[19]	-32284.2(0.8)(0.7)[1.1]	-32124(24)	-160(24)
$^{49}\text{K}_{30}^{+}$	1.26(5) s	0.795691609(13)(14)[19]	-29611.3(0.8)(0.9)[1.2]	-30320(70)	708(70)
$^{50}\text{K}_{31}^{+}$	472(4) ms	0.77970242(13)(15)[13]	-25727.6(7.7)(0.9)[7.8]	-25352(278)	-376(278)
$^{49}\text{Ca}_{29}^{+}$	8.718(5) m	0.795895563(20)(14)[24]	-41300.0(1.2)(0.8)[1.5]	-41289(4)	-11(4)
$^{50}\text{Ca}_{30}^{+}$	13.9(6) s	0.779934672(26)(15)[30]	-39589.0(1.6)(0.9)[1.9]	-39571(9)	-18(9)

beam ion trap (EBIT) charge breeder [30, 31], and a 3.7-T Penning-trap mass spectrometer [22]. The set-up is also equipped with a surface ion source located under the TITAN RFCT to supply ions of stable alkali isotopes such as  $^{39}\text{K}$  for systematic tests, optimization, and for mass calibration.

The short-lived, neutron-rich K and Ca isotope beams were produced by TRIUMF's ISAC (Isotope Separator and ACcelerator) radioactive beam facility [32] with a surface ion source using a Ta target bombarded by a  $\sim 75\text{-}\mu\text{A}$  (and later reduced to  $\sim 40\ \mu\text{A}$ ) 500-MeV proton beam. The ISAC beams were mass separated with a dipole magnet with a mass resolving power of  $\sim 3000$  and delivered to TITAN with a kinetic energy of 15 keV. The singly charged ion beams were injected into the RFCT where they were decelerated electrostatically and their transverse and longitudinal emittances were reduced with He buffer gas. The ions were subsequently extracted as bunches with an energy of approximately 2 keV. The bunches were then either sent directly to the Penning trap, or to the EBIT for charge breeding and subsequently to the Penning trap. During this experiment, the EBIT was utilized only for  $^{44}\text{K}$  ( $T_{1/2}=22.13$  m) to achieve a charge state of 4+ and proof the principle of using such a breeder for mass measurements of radioactive isotopes.  $^{44}\text{K}^{4+}$  was charge bred with an electron-beam energy of 3.95 keV, and a weak electron-beam current of less than 1 mA produced by only warming up the Pierce-type electron-gun cathode. The EBIT magnetic-field strength was 4 T, the trapping potential was set to 100 V, and the charge breeding time was 200 ms.

The mass measurements were performed using the well-established time-of-flight ion cyclotron resonance (TOF-ICR) technique [33]. For details of the TITAN measurement procedure see Ref. [21]. Quadrupole RF excitation times ranged overall from 8 to 997 ms, but excitation times of 147 and 997 ms were normally used. Short excitation times were used for setting up the trap parameters such as the excitation frequency range, while the 997 ms excitation times were chosen for continuous high-precision data taking. After RF excitation of the trapped ions, they were ejected from the trap and

the energy gained during the excitation was adiabatically converted in the decreasing magnetic field gradient into the axial energy, which resulted in shorter time of flights to a microchannel plate (MCP) detector. Full conversion of magnetron motion into cyclotron motion only occurred when the RF frequency was equal to the ions' cyclotron frequency,  $\nu_c$ , which was thus determined by scanning the frequency of the RF field. Typical TOF-ICR curves obtained with  $^{49}\text{K}^{+}$  and  $^{50}\text{K}^{+}$  are shown in Fig. 1. The ions' mass was determined from the relation  $\nu_c = qB/(2\pi m)$ , where  $q$  is the charge of the trapped ions,  $m$  their mass, and  $B$ , the trap's magnetic field strength.  $^{39}\text{K}$  from the TITAN ion source was used as a mass reference to calibrate the trap's magnetic field strength. TOF-ICR measurements of  $^{39}\text{K}$  were taken before and after the resonance frequency measurements of the neutron-rich K and Ca isotopes.

### III. RESULTS

The measured frequency ratios of the studied K and Ca isotopes with respect to stable  $^{39}\text{K}$  are listed in Table I along with their respective deduced mass-excess values. The frequency ratios are obtained from the weighted average of several frequency measurements, each of them resulting from a series of 50 to 200 frequency scans conducted with 41 frequency steps. Table I also presents the difference between the AME'03 mass-excess values [46, 47] and TITAN's,  $\delta_{ME}$ . Fig. 2 shows the  $\delta_{ME}$  deviation for the measured K and Ca isotopes. The  $^{44}\text{K}$  mass excess was determined using  $^{44}\text{K}^{4+}$ . Our result of -35778.7(1.6) keV is in accordance with the AME'03 value, but approximately one order of magnitude more precise. It agrees well with the recent ISOLTRAP value of -35781.29(0.47) keV, which is a factor of 4 more accurate than ours [34]. The sum of the ionization potentials from neutral K to  $\text{K}^{3+}$  is 143 eV and was included in the calculations of the  $^{44}\text{K}^{4+}$  mass excess. Our mass-excess value for  $^{47}\text{K}$  is in agreement, within  $2\sigma$ , with the AME'03 value, which is based on three transfer-reaction measurements:  $^{48}\text{Ca}(d, ^3\text{He})^{47}\text{K}$  [35] and  $^{48}\text{Ca}(t, \alpha)^{47}\text{K}$

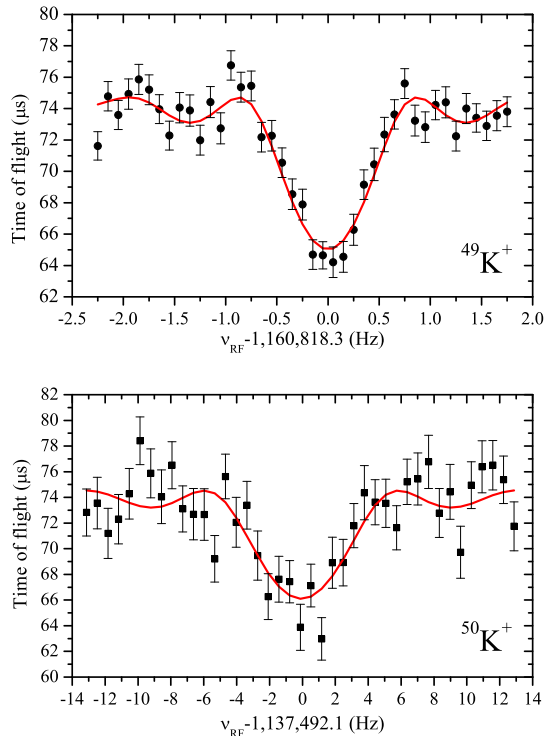


FIG. 1. (Color online)  $^{49}\text{K}^+$  and  $^{50}\text{K}^+$  TOF-ICR resonance curves. The RF quadrupolar excitation times were 997 and 147 ms, respectively. The red solid curve is a fit of the theoretically expected line shape [33] to the data points.

[36, 37]. However, those obtained for  $^{48,49}\text{K}$  show strong deviations from the evaluated values by  $\delta_{ME} = -160(24)$  keV and  $\delta_{ME} = 708(70)$  keV, respectively. The AME'03  $^{48}\text{K}$  mass excess is mainly inferred from two transfer-reaction measurements:  $^{48}\text{Ca}(^7\text{Li}, ^7\text{Be})^{48}\text{K}$  [38] and  $^{48}\text{Ca}(^{14}\text{C}, ^{14}\text{N})^{48}\text{K}$  [39]. The AME'03  $^{49}\text{K}$  mass-excess value was mainly determined from a single measurement of the  $\beta$ -decay  $Q$ -value end-point energy [42]. The deviation of the AME'03  $^{50}\text{K}$  mass excess from our measurement is within  $2\sigma$ . The AME'03  $^{50}\text{K}$  mass excess is based on a direct measurement (time-of-flight isochronous) [43] as well as a determination of the  $\beta$ -decay  $Q$ -value end-point energy [42]. Our mass-excess values for  $^{49,50}\text{Ca}$  are within  $2\sigma$  of the evaluated values. The  $^{49}\text{Ca}$  AME'03 mass excess is deduced from three  $^{48}\text{Ca}(n, \gamma)^{49}\text{Ca}$  transfer-reaction measurements [44–47], while the  $^{50}\text{Ca}$  excess value is based on two  $^{48}\text{Ca}(t, p)^{50}\text{Ca}$  measurements [36, 48].

Systematic studies using stable species were performed for the TITAN system in order to evaluate sources of systematic errors [21–23]. The principal systematic error affecting our measurements is due to the magnetic-field misalignment and harmonic distortion of the trap's electrostatic potential. In Ref. [21], it was conservatively estimated that this error is at most  $\pm 4.2$  ppb per atomic mass number difference between the investigated and ref-

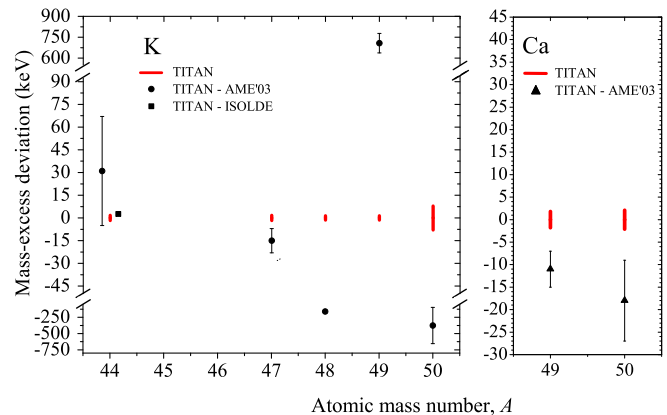


FIG. 2. (Color online) Experimental mass-excess deviations with respect to the AME'03 values. Our  $^{44}\text{K}$  mass excess of  $-35778.7(1.6)$  keV measured with multiply charged  $\text{K}^{4+}$  agrees with the more precise ISOLTRAP value of  $-35781.29(0.47)$  keV [34]. The black error bars represent the uncertainties of the AME'03 values. The red thick elongated lines lying on the zero-deviation-energy line represent the uncertainties of our measurements.

ference ions. This error is considered a full-width uncertainty, which corresponds to a  $3\sigma$  (99.74%) error of a normal distribution. Due to compensating errors in the construction of the trap, the resulting error contribution can be divided by three in Table I to make it consistent with a one  $\sigma$  (68.26%) error and added in quadrature to the statistical error to obtain the total uncertainty. Very recently analyses of the systematic errors of the TITAN Penning-trap mass spectrometer have yielded an error of  $\pm 0.2$  ppb per atomic mass number difference [23]. To remain conservative, we kept  $\pm 4.2$  ppb [21].

## IV. DISCUSSION OF THE RESULTS

### A. Disagreement of the $^{48}\text{K}$ mass excess

The AME'03  $^{48}\text{K}$  mass excess is more massive than our result by  $160(24)$  keV. One possible explanation for the disagreement is the transfer-reaction studies [38, 39] that previously attempted to measure the  $^{48}\text{K}$  mass excess, might have measured the mass excess of an excited state and not the ground state. Based on two series of  $\gamma$ -spectroscopy coincidence measurements, Królas *et al.* [40] proposed a new excited-state structure for  $^{48}\text{K}$ , whose four first excited levels are at 143 keV ( $J^\pi = 2^-$ ), 279 keV ( $J^\pi = 2^-$ ), 728 keV ( $J^\pi = 3^-$ ), and 2.117 MeV ( $J^\pi = 5^+$ ). Królas *et al.* also proposed a new  $J^\pi = 1^-$  spin-parity assignment for the  $^{48}\text{K}$  ground state, which is consistent with the spin-parity evolution of odd K isotopes near  $N = 28$  [40] and a recent spin-parity reassignment of the  $^{50}\text{K}$  ground state as  $J^\pi = 1^-$  [41]. In the transfer-reaction studies, no peak at 143 keV was discerned. Weisser *et al.* [38] observed, in addition to the

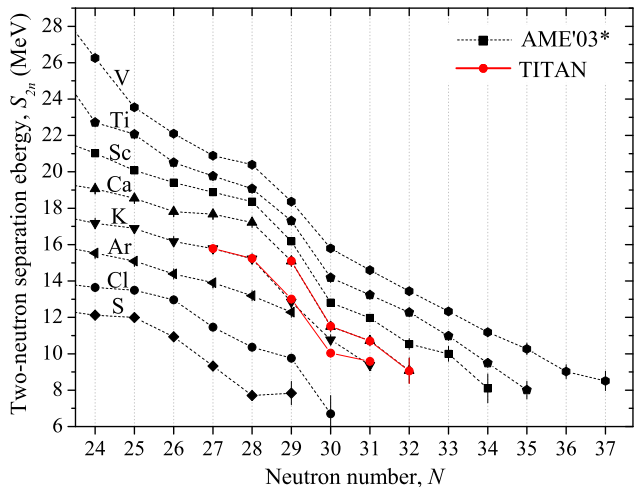


FIG. 3. (Color online) Two-neutron separation energy curves of neutron-rich S, Cl, Ar, K, Ca, Sc, Ti, and V isotopes. The red solid line shows the  $S_{2n}$  values calculated with the results of our K and Ca mass measurements. The black dotted line, named AME'03\*, represents those calculated from the AME'03 mass-excess values for which measured mass excesses of K [34], S [16, 17], and Cl [16] isotopes were included with a weighted average.

peak assigned to the ground state, one very prominent peak at 580 keV, which they attributed to an excited state. In [39], Mayer *et al.* observed with the ground-state peak three additional weak peaks at 0.35, 0.8, and 2.1 MeV. Such later peaks have a low statistical significance and hence might be originating from the three last upper levels proposed by Królas *et al.*. However, assuming that the transfer reactions did not produce the ground state, it is reasonable to believe that the strong 580-keV peak observed by Weisser *et al.* results from the excitation of the 143-keV level to the 728-keV level, since the difference between these energy values is 585 keV. The assumption that the transfer reactions have favoured an excited state is supported by the fact that the energy value of the aforementioned 143-keV level is within the uncertainty of the 160(24)-keV deviation of our  $^{48}\text{K}$  mass-excess result.

### B. Separation and shell gap energies

Structures in the nuclear shells can manifest themselves through the two-neutron separation energy,  $S_{2n}(Z, N) = M(Z, N - 2) + 2 \cdot M_n - M(Z, N)$  as well as the neutron shell gap,  $\Delta_n(Z, N) = S_{2n}(N) - S_{2n}(N + 2)$ , where  $M(Z, N)$  is the atomic mass of a nucleus of atomic number  $Z$  and  $M_n$  is the neutron mass. Fig. 3 presents the two-neutron separation energy curves of S to V isotopes, and compares the K and Ca curves obtained from our results with those calculated from the AME'03 values to which we added the results of recent measurements

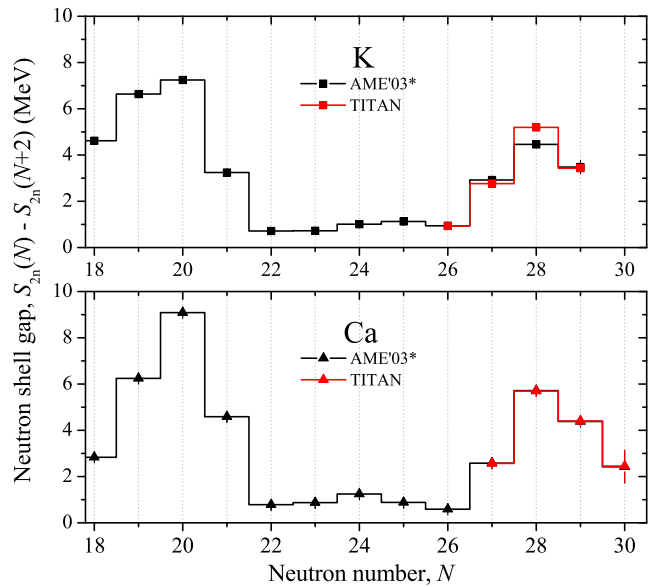


FIG. 4. (Color online) K and Ca neutron-shell gap energies as function of the neutron number  $N$ . Our K measurements increase significantly the value of the neutron-shell gap energies at  $N = 28$ , with respect to that energy calculated from AME'03 values.

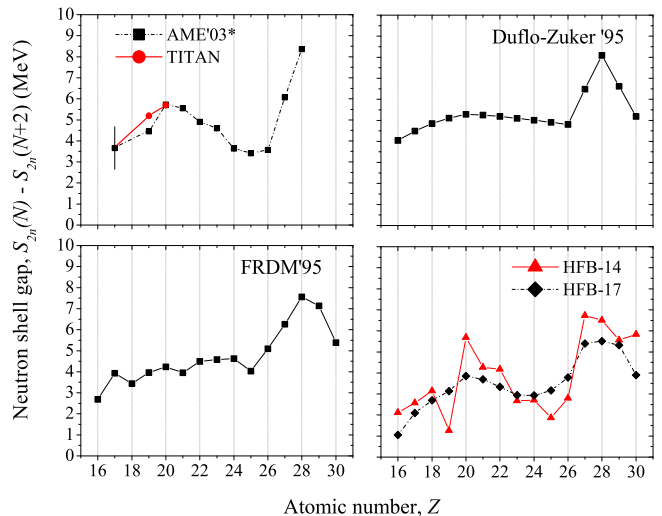


FIG. 5. (Color online) Experimental neutron-shell gap energy as a function of the atomic number  $Z$  at  $N = 28$  compared with the shell gap energy obtained from various mass models (see text).

(see caption) [16, 17, 34]. The K and Ca neutron-shell gap energies are compared with AME'03 shell gap energy values in Fig. 4, where they are plotted as function of  $N$ . The  $^{49,50}\text{Ca}$  mass excesses have been measured and evaluated previously with good accuracies [46, 47], and as a consequence, our Ca measurements do not lead to a significant improvement of the Ca  $S_{2n}$  and  $\Delta_n$  values with respect to those calculated from the AME'03 mass

excesses. However, the  $K S_{2n}$  and  $\Delta_n$  values calculated with our mass-excess results are significantly different. Owing to our  $^{49}\text{K}$  measurement, the two-neutron separation energy at  $N = 30$  is lower by about 700 keV in agreement with the falling trend observed in Ca, Sc, Ti, and V and alters the neutron-shell gap energy curve by increasing the energy at the  $N = 28$  shell closure by approximately 1 MeV. This observed reinforcement of the  $N = 28$  shell gap energy for  $Z = 19$  is also seen in Fig. 5, where the evolution of the  $N = 28$  shell gap is plotted as a function of  $Z$ . Combined with Jurado *et al.*'s recent results in Cl [16], our new value for the  $N = 28$   $Z = 19$  shell gap energy seems to indicate that the region of low atomic number when moving away from the doubly magic  $^{48}\text{Ca}$ , is much more stable than previously thought from the previous experimental results in K.

Fig. 5 also includes neutron-shell gap energies predicted by various mass models, namely, the Duflo-Zuker'95 [49], Finite-Range Drop Model (FRDM'95) [50], and the state-of-the-art microscopic Hartree-Fock-Bogoliubov [51, 52] mass models. While many more models exist, this selection is representative, as explained in detail in Ref. [5]. Since the comparisons in that work (performed with HFB-1 and HFB-2), considerable progress has been achieved in the predictive power of HFB models with HFB-17 reaching a root-mean-square error on known masses to better than 0.6 MeV. In Fig. 5, the most salient feature of all models is the  $N = Z$  case of  $^{56}\text{Ni}$ . This is not very surprising since these are special cases (exhibiting the so-called Wigner energy (see, Ref. [5]) for which all models have a specific, phenomenological term that is adjusted with the help of well-known masses.

The FRDM masses show a remarkable absence of the extra binding of the doubly-magic  $^{48}\text{Ca}$  nuclide. The results also show a small staggering that is not seen experimentally. The Duflo-Zuker results, on the other hand, show a remarkable smoothness. This behavior reflects the continuous nature of the Duflo-Zuker formula, derived from the shell model Hamiltonian. The extra binding for  $^{48}\text{Ca}$  is visible, although much less pronounced than experiment and the  $N = 28$  shell is predicted not to be quenched. This is in marked contrast to the HFB masses that indicate a rather intense quenching. The HFB masses also correctly model the enhanced binding of the doubly-magic  $^{48}\text{Ca}$ .

The comparison between HFB-14 and HFB-17 illustrates how the new HFB-17 masses reach better convergence, eliminating the numerical oscillations of HFB-14. The consequence of deriving masses from a nuclear inter-

action requires minimizing the internal energy for each nuclide as a function of deformation, pairing, etc. Different possibilities for eliminating these oscillations have been addressed by Minaya-Ramirez *et al.* [53].

The stronger  $N = 28$  shell strength for  $Z = 19$  is intriguing. An added binding is evident for the doubly-magic case of  $^{48}\text{Ca}$  but this extra stability is still largely present one proton below, as the new results attest. One question arises: Will the  $N = 28$  shell closure prove harder to quench farther from stability? The models studied in this paper give different predictions. If  $N = 28$  does quench, our results indicate that it will happen much more abruptly than previously thought. Mass measurements of lighter  $N = 28, 30$  elements take on an obvious importance and the results of Jurado *et al.* [16] show that such measurements must be of adequate precision in order to draw any conclusions. This emphasises the importance of Penning-trap mass spectrometry.

## V. CONCLUSION

Direct mass measurements of neutron-rich K and Ca isotopes have been carried out with the TITAN Penning-trap online system at TRIUMF-ISAC. The achieved precision is a factor 10-100 better than the latest Atomic Mass Evaluation (AME'03). Although, our  $^{49,50}\text{Ca}$  results confirm previous measurements, we find, however, deviations of  $7\sigma$  and  $10\sigma$  for  $^{48,49}\text{K}$ , respectively. Our new  $^{49}\text{K}$  mass-excess measurement lowers the two-neutron separation energy at  $N = 30$  by approximately 700 keV, and hence, increases by about 1 MeV the neutron shell gap energy at  $N=28$ . Further mass measurements in neutron-rich K, Ca, and Sc are planned to gain an insight into a predicted shell closure around  $N = 34$  [54].

## ACKNOWLEDGMENTS

We show appreciation to G. Audi for comments and suggestions. This work was supported by the Natural Sciences and Engineering Research Council of Canada (NSERC) and the National Research Council of Canada (NRC). S.E. acknowledges support from the Vanier CGS program, T.B. the support from the Evangelisches Studienwerk e.V. Villigst, and V. V. S. the support from Deutsche Studienstiftung.

---

[1] T. Otsuka *et al.*, Phys. Rev. Lett. **87** 82502 (2001)  
 [2] R. Kruecken, Submitted to Contemporary Physics; arXiv:1006.2520v1  
 [3] O. Sorlin and M.-G. Porquet, Progress in Particle and Nuclear Physics **61** 602673 (2008)

[4] W. Mittig, A. Lepine-Szily, N. A. Orr., Ann. Rev. Nucl. Sci. **47** 27 (1997)  
 [5] D. Lunney, J. M. Pearson, C. Thibault, Rev. Mod. Phys. **75** 1021 (2003)

- [6] E.K. Warburton, J.A. Becker, B.A. Brown, Phys. Rev. C **41** 1147 (1990)
- [7] X. Campi *et al.*, Nucl. Phys. A **251** 193 (1975)
- [8] C. Thibault *et al.*, Phys. Rev. C **12** 644 (1975)
- [9] C. Détraz *et al.*, Phys. Rev. C **19** 164 (1979)
- [10] C. Détraz *et al.*, Nucl. Phys. A **394**, 378 (1983)
- [11] K. Wimmer *et al.* Phys. Rev. Lett. **105** 252501 (2010)
- [12] O. Sorlin *et al.*, Phys. Rev. C **47** 2941 (1993)
- [13] T. Glasmacher *et al.*, Phys. Lett. B **395** 163 (1997)
- [14] H. Savajols, *et al.*, Eur. Phys. J. A **25** (s01) 23 (2005)
- [15] F. Sarazin *et al.*, Phys. Rev. Lett. **84** 5062 (2000)
- [16] B. Jurado *et al.*, Phys. Lett. B **649** 43 (2007)
- [17] R. Ringle *et al.* Phys. Rev. C **80** 06432 (2009)
- [18] B. Bastin *et al.*, Phys. Rev. Lett. **99**, 022503 (2007)
- [19] C. Force, Phys. Rev. Lett. **105** 102501 (2010)
- [20] J. Dilling *et al.*, Int. J. Mass Spec. **251** 198 (2006)
- [21] M. Brodeur *et al.*, Phys. Rev. C **80** 044318 (2009)
- [22] M. Brodeur, *First Direct Mass Measurement of the Two and Four Neutron Halos  $^6\text{He}$  and  $^8\text{He}$  using the TITAN Penning Trap Mass Spectrometer*, Ph. D. thesis (2010), Department of Physics and Astronomy, University of British Columbia, Canada.
- [23] M. Brodeur *et al.*, Submitted to Int. J. Mass. Spec.; arXiv:1110.3003
- [24] P. Delheij *et al.*, Hyperfine Interact. **173** 123 (2006)
- [25] V. L. Ryjkov *et al.*, Phys. Rev. Lett. **101** 012501 (2008)
- [26] M. Smith *et al.*, Phys. Rev. Lett. **101** 202501 (2008)
- [27] R. Ringle *et al.*, Phys. Lett. B **675** 170 (2009)
- [28] S. Ettenauer *et al.*, Phys. Rev. C **81** 024314 (2010)
- [29] M. Smith *et al.*, Hyperfine Interact. **173** 327 (2006); M. Smith, *A Square-Wave-Driven Radiofrequency Quadrupole Cooler and Buncher for TITAN*, M. Sc. thesis (2006), Department of Physics and Astronomy, University of British Columbia, Canada
- [30] M. W. Froese, *The TITAN electron beam Ion Trap: Assembly, Characterization, and First Tests*, M. Sc. thesis (2006), Department of Physics and Astronomy, University of Manitoba, Canada
- [31] A. Lapierre *et al.*, Nucl. Inst. Meth. A **624** 54 (2010)
- [32] M. Dombisky, D. Bishop, P. Bricault, D. Dale, A. Hurst, K. Jayamanna, R. Keitel, M. Olivo, P. Schmor and G. Stanford, Rev. Sci. Instr. **71** 978 (2000)
- [33] K. Blaum, Physics Reports **425** 1 (2006)
- [34] C. Yazidjian *et al.*, Phys. Rev. C **76** 024308 (2007)
- [35] E. Newman, J.C. Hiebert, and B. Zeidman, Phys. Rev. Lett. **16** 28 1(1966)
- [36] D.C. Williams, J.D. Knight, and W.T. Leland, Phys. Lett. **22** 162 (1966)
- [37] R. Santo *et al.*, Nuclear Physics A **118** 409 (1968)
- [38] D.C. Weisser *et al.*, Nuclear Physics A **308** 222 (1978)
- [39] W. Mayer *et al.*, Phys. Rev. C **22** 2449 (1980)
- [40] W. Królas *et al.*, Proceedings of the Fourth International Conference on Fission and properties of neutron-rich nuclei, Sanibel Island, USA, 11-17 November 2007, edited by J H Hamilton, A V Ramayya, and H K Carter, World Scientific Publishing Company, ISBN-10: 9812833420, ISBN-13: 9789812833426.
- [41] H.L. Crawford *et al.*, Acta Phys. Polon. B **40** 481 (2009); arXiv:0901.3490.
- [42] C. Miede *et al.*, Phys. Rev. C **33** 1736 (1986)
- [43] X.L. Tu *et al.*, Zeitschrift für Physik A **337** 361 (1990)
- [44] S. E. Arnell *et al.*, 1969 Proc. Conf, Neutron Capture Gamma Ray Spectroscopy
- [45] F. P. Cranston *et al.*, Nuclear Physics A **153** 413 (1970)
- [46] A.H. Wapstra, G. Audi, and C. Thibault, Nuclear Physics A **729** 129 (2003)
- [47] G. Audi, A.H. Wapstra, and C. Thibault, Nuclear Physics A **729** 337 (2003)
- [48] S. Hinds *et al.*, Phys. Lett. **21** 328 (1966)
- [49] J. Duflo and A. P. Zuker, Phys. Rev. C **52** R23 (1995)
- [50] P. Moeller *et al.* Atom. Data and Nucl. Data Tables **59** 185 (1995)
- [51] S. Goriely *et al.*, Phys. Rev. C **75** 064312 (2007)
- [52] S. Goriely *et al.*, Phys. Rev. Lett. **102** 152503 (2009).
- [53] E. Minaya Ramirez *et al.* AIP CP1164 (2010) 94.
- [54] M. Honma *et al.* Phys. Rev. C **69** 034335 (2004)