

# Non-Abelian Quantum Hall Effect in Topological Flat Bands

Yi-Fei Wang<sup>1,2</sup>, Hong Yao<sup>3</sup>, Zheng-Cheng Gu<sup>4</sup>, Chang-De Gong<sup>1,5</sup>, and D. N. Sheng<sup>2</sup>

<sup>1</sup>Center for Statistical and Theoretical Condensed Matter Physics,

and Department of Physics, Zhejiang Normal University, Jinhua 321004, China

<sup>2</sup>Department of Physics and Astronomy, California State University, Northridge, California 91330, USA

<sup>3</sup>Department of Physics, Stanford University, Stanford, California 94305, USA

<sup>4</sup>Kavli Institute for Theoretical Physics, University of California, Santa Barbara, California 93106, USA

<sup>5</sup>National Laboratory of Solid State Microstructures and Department of Physics, Nanjing University, Nanjing 210093, China

(Dated: February 22, 2019)

Recent theoretical demonstration of the very robust Abelian fractional quantum Hall effect in lattice models with topological flat bands (TFBs), suggests that a TFB might be a promising testbed for the more intriguing non-Abelian quantum Hall effect (NA-QHE). Through extensive numerical studies on the Haldane model with bosons loaded into a TFB, we find convincing numerical evidence of a stable  $\nu = 1$  bosonic NA-QHE, with the characteristic three-fold degeneracy of Pfaffian-like ground states on a torus, a quantized Chern number, and a robust spectrum gap. Moreover, the spectrum for two-quasihole states also shows a finite energy gap, with the number of states in the lower energy sector satisfying the same counting rule as the non-Abelian Moore-Read Pfaffian state.

PACS numbers: 73.43.Cd, 05.30.Jp, 71.10.Fd, 37.10.Jk

**Introduction.**—The fractional quantum Hall effect (FQHE), one of the most fascinating phenomena we have known about quantum many-body systems, has setup a paradigm to find new topological phases in other strongly correlated systems. Although many Abelian quantum Hall states have been discovered in two-dimensional electron gas (2DEG), much effort has been devoted to the establishment of the more elusive non-Abelian quantum Hall effect (NA-QHE) since it was proposed two decades ago [1–9]. One promising experimental candidate for the NA-QHE is the  $\nu = 5/2$  state of 2DEG [10], while the nature of states like  $12/5$  remains less settled. In addition, the NA-QHE is believed to be possible in fast rotating Bose-Einstein condensates (BEC) [11, 12] and optical lattices with an artificial gauge field [13]. The NA-QHE is not only an interesting many-body phenomena, but also provides a promising platform for implementing topological quantum computation [14].

Recently, systematic numerical works demonstrated convincing evidences of the Abelian FQHE of interacting fermions and hard-core bosons [15–17] in topological flat band (TFB) models [18–21]. Such TFB models belong to the topological class of the well-known Haldane model [22], and have at least one topologically nontrivial nearly-flat band (with a nonzero Chern number), which is also separated from the other bands by large gaps. This intriguing fractionalization effect in TFBs without Landau levels (LLs) has stimulated a lot of recent research activities [23–27]. The  $\nu = 1/2$  bosonic FQHE found in TFB models for hard-core bosons [16] can also be considered as one example of the long-sought chiral spin states for spin  $1/2$  system [28]. It is now tempting to take the TFB as a promising testbed to search for more exotic quantum Hall states, possibly with non-Abelian nature.

It has been suggested that the  $\nu = 1$  bosonic Pfaffian wave function in the lowest LL [11, 12] is favored

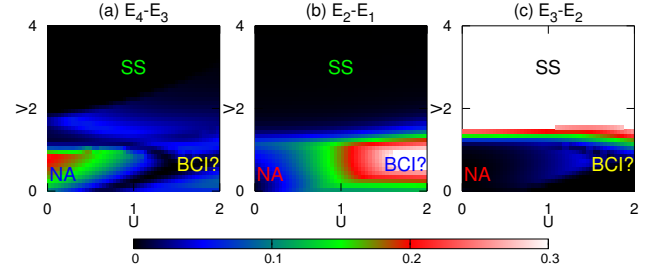


FIG. 1: (color online). Intensity plots of spectrum gaps in  $U$ - $V$  phase space for the 20-site lattice at  $\nu = 1$ .  $E_1$ ,  $E_2$ ,  $E_3$  and  $E_4$  denote the energies of the lowest four eigenstates. NA, BCI and SS label the rough phase regions of NA-QHE, (non-degenerate) bosonic Chern insulator, and supersolid inferred from all three spectrum-gap plots and other information (see the text).

by a three-body repulsive interaction. In a lattice model, such repulsive interaction can be realized by imposing the three-body hard-core boson constraint [13], that no more than two bosons on any site are allowed. Interestingly, three-body hard-core bosons can be mapped to a system with  $S = 1$  spins, and a NA chiral spin liquid wave function has been proposed recently [29]. Here, we aim to demonstrate the proof of the principle that non-Abelian phase for bosons can also be realized in TFBs without LLs.

In this letter, through extensive exact diagonalization (ED) study on the Haldane model with three-body hard-core bosons loaded into a TFB, we find convincing numerical evidence of the  $\nu = 1$  bosonic NA-QHE, with the characteristic three-fold degeneracy of Pfaffian ground states (GSs) on a torus [2, 3, 11], an integer quantized Chern number associated with GSs, and a robust spec-

trum gap in a finite region of the parameter space. An energy gap is also found to separate the low energy quasi-hole states from the higher energy ones, indicating the existence of the “zero-energy” (for interacting Hamiltonian) sector [6, 31], as in the Moore-Read system. The number of quasi-hole states in the lower energy sector also satisfy the same counting rule as the Moore-Read Pfaffian state [6, 8, 17, 30]. Our finding paves a new route for realizing non-Abelian state in optical lattice system. We further conjecture the quantum phase diagram indicated from our ED studies and illustrate quantum phase transitions of the NA-QHE phase to other competing phases.

*Formulation.*—We study the Haldane model [22] on the honeycomb lattice with interacting bosons loaded into a TFB [16]:

$$\begin{aligned}
 H = & -t' \sum_{\langle\langle \mathbf{r}\mathbf{r}' \rangle\rangle} \left[ b_{\mathbf{r}}^\dagger b_{\mathbf{r}'} \exp(i\phi_{\mathbf{r}'\mathbf{r}}) + \text{H.c.} \right] \\
 & -t \sum_{\langle \mathbf{r}\mathbf{r}' \rangle} \left[ b_{\mathbf{r}}^\dagger b_{\mathbf{r}'} + \text{H.c.} \right] -t'' \sum_{\langle\langle \mathbf{r}\mathbf{r}' \rangle\rangle} \left[ b_{\mathbf{r}}^\dagger b_{\mathbf{r}'} + \text{H.c.} \right] \\
 & + \frac{U}{2} \sum_{\mathbf{r}} n_{\mathbf{r}} (n_{\mathbf{r}} - 1) + V \sum_{\langle \mathbf{r}\mathbf{r}' \rangle} n_{\mathbf{r}} n_{\mathbf{r}'} \quad (1)
 \end{aligned}$$

where  $b_{\mathbf{r}}^\dagger$  creates a three-body hard-core boson at site  $\mathbf{r}$  satisfying  $(b_{\mathbf{r}}^\dagger)^3 = 0$  and  $(b_{\mathbf{r}})^3 = 0$  [13];  $U$  and  $V$  are the two-body on-site and nearest-neighbor (NN) interactions. It is clear that  $U/t \rightarrow \infty$  corresponds to the limit of the (two-body) hard-core bosons. This model can also be considered as a spin-1 model via the standard mapping from the three-body hard-core bosons to the  $S = 1$  spins.

The honeycomb lattice has a unit cell of two sites, and thus has two single-particle bands. Here, we adopt the previous parameters  $t = 1$ ,  $t' = 0.60$ ,  $t'' = -0.58$  and  $\phi/2\pi = 0.2$ , such that a lower TFB is formed with a flatness ratio of about 50 [16]. For our ED study, we consider a finite system of  $N_1 \times N_2$  unit cells (total number of sites  $N_s = 2N_1N_2$  and total number of single-particle orbitals  $N_{\text{orb}} = N_1N_2$  in each band) with periodic boundary conditions, denote the boson numbers as  $N_b$ , and the filling factor of the flat band is thus  $\nu = N_b/N_{\text{orb}}$ . We denote the momentum vector as  $\mathbf{q} = (2\pi k_1/N_1, 2\pi k_2/N_2)$  with  $(k_1, k_2)$  as integer quantum numbers. The amplitude of NN hopping  $|t|$  is set as the unit of energy.

*The phase diagram.*—We first look at the spectrum gaps for a finite lattice with  $N_s = 20$  sites at filling  $\nu = 1$  as shown by Fig. 1, where  $E_1$ ,  $E_2$ ,  $E_3$  and  $E_4$  denote the energies of the lowest four eigenstates, respectively. From the three spectrum gaps  $E_4 - E_3$ ,  $E_2 - E_1$  and  $E_3 - E_2$ , we can obtain rather rich information of the possible phases and related phase diagram. For the  $\nu = 1$  NA-QHE, two necessary conditions are: a ground state manifold (GSM) with three quasi-degenerate lowest eigenstates ( $E_3 - E_1 \sim 0$ ), and it is separated from the higher eigenstates by a finite spectrum gap  $E_4 - E_3 \gg E_3 - E_1$ . From the Fig. 1, it can be seen that both conditions are

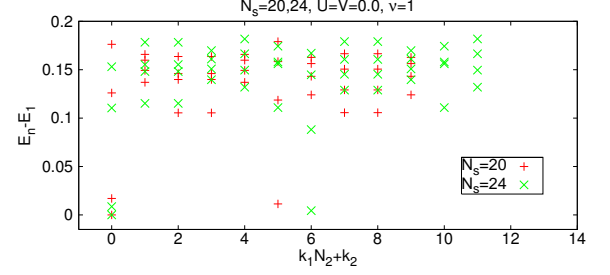


FIG. 2: (color online). Low energy spectrum  $E_n - E_1$  versus the momentum  $k_1 N_2 + k_2$  of the NA-QHE phase for two lattice sizes  $N_s = 20$  and  $24$ .

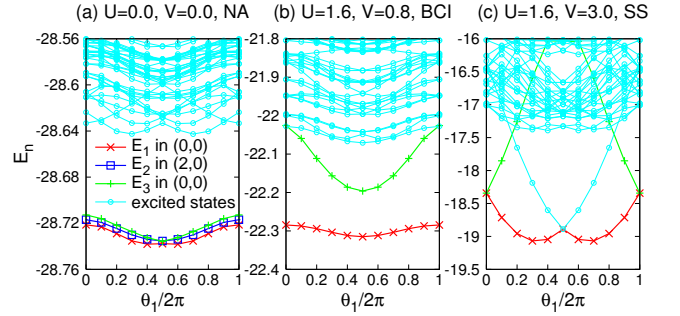


FIG. 3: (color online). Low energy spectra versus  $\theta_1$  at a fixed  $\theta_2 = 0$  for three phases in the  $N_s = 24$  lattice at  $\nu = 1$ : (a) the NA-QHE phase; (b) the BCI phase; (c) the SS phase.

satisfied simultaneously around the left bottom corner in the  $U$ - $V$  space. The right bottom region is characterized by a finite  $E_2 - E_1$  gap but a very small  $E_3 - E_2$  which possibly indicating another topological phase which we call it a bosonic Chern insulator (BCI) (more discussion later). While in the upper region with larger  $V$ , the spectrum  $E_2 - E_1$  almost vanishes and a large  $E_3 - E_2$  gap appears, indicating the two-fold quasi-degenerate states in consistent with sub-lattice solid ordering. Moreover, upon changing boundary phases, the two lowest energy states evolve into higher energy spectrum, indicating its “metallic” feature besides its “solid” feature. So we call it a supersolid (SS) phase. We have also obtained similar results from a larger lattice with  $N_s = 24$  sites.

*Low energy spectrum.*—For the NA-QHE phase, we would like to check whether the spectrum gap  $E_4 - E_3$  holds for other lattice sizes, and the lowest four states in each momentum sector of two system sizes with  $N_s = 20$  and  $24$  for the case of  $U = V = 0.0$  are shown in Fig. 2. We can see that, for each system size, there is an obvious  $d = 3$  quasi-degenerate GSM which is well separated from the higher energy spectrum by a large spectrum gap. This indicates that the spectrum gap of the NA-QHE phase may survive in the thermodynamic limit.

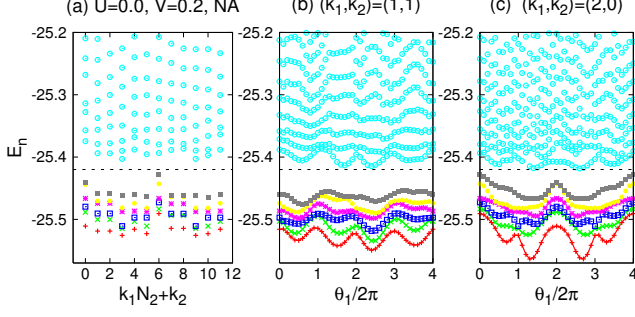


FIG. 4: (color online). (a) Quasihole excitation spectrum in the NA-QHE phase for  $N_s = 24$  and  $N_b = 11$ . (b)-(c) Low energy spectra versus  $\theta_1$  at a fixed  $\theta_2 = 0$  in two momentum sectors of (a).

*Berry curvature and Chern number.*—The Chern number [32] of a many-body state is an integral invariant in the boundary phase space [33, 34]:  $C = \frac{1}{2\pi} \int d\theta_1 d\theta_2 F(\theta_1, \theta_2)$ , where the Berry curvature is given by  $F(\theta_1, \theta_2) = \text{Im} \left( \left\langle \frac{\partial \Psi}{\partial \theta_2} \left| \frac{\partial \Psi}{\partial \theta_1} \right\rangle - \left\langle \frac{\partial \Psi}{\partial \theta_1} \left| \frac{\partial \Psi}{\partial \theta_2} \right\rangle \right) \right)$ . For the GSM of NA-QHE phase with  $N_s = 24$ , the three GSs maintain their quasi-degeneracy and are well separated from the other low-energy excitation spectrum when tuning the boundary phases, indicating the robustness of the NA-QHE phase [Fig. 3(a)]. Moreover, the GSM in the NA-QHE phase has rather smooth Berry curvature and shares a total Chern number  $C = 3$ . In the possible BCI phase, the single GS is well separated from other low-energy excitation spectrum when tuning the boundary phases [Fig. 3(b)] and owns the Chern number  $C = 1$ . While for the SS phase, the initial two-fold GS degeneracy is immediately destroyed when tuning the boundary phases, the two GSs evolve into higher excitation spectrum and do not have well-defined Chern numbers since there is no topologically robust spectrum gap, indicating a “metallic” feature of this SS phase [Fig. 3(c)].

*Quasihole excitation spectrum.*—In order to investigate the possible fractional statistics of NA-QHE state, we study the quasihole excitation spectrum by removing one boson from the  $\nu = 1$ , and then expect two quasiholes of fractional bosonic charge  $1/2$  [1, 3]. As shown in Fig. 4(a), for a typical NA-QHE state on the  $N_s = 24$  lattice, the quasihole spectrum exhibits a distinguishable quasihole spectrum gap which separates a few lowest states in each momentum sector from the other higher-energy states. For each momentum sector, we check the spectrum gap upon changing boundary phases. For the sectors already with a large gap, e.g. the (1, 1) sector, the spectrum gap is maintained well with 6 lowest states below the gap [Fig. 4(b)]. While for two sectors (0, 0) and (2, 0) in which the quasihole gap is less obvious, e.g. the (2, 0) sector, upon changing boundary phases, the spec-

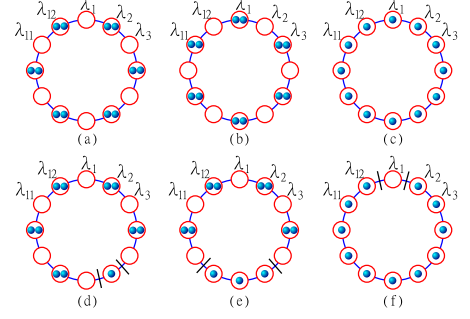


FIG. 5: (color online). Root configurations in the  $N_{\text{orb}} = 12$  single-particle orbitals: (a)-(c) three GSs (02), (20) and (11); (d)-(e) two-quasihole states with two domain walls (represented by two vertical lines).

trum gap becomes clearer and also with 6 lowest states below the gap [Fig. 4(c)]. And summing up all 12 sectors together, we have 72 low energy quasihole states in total. We have also find similar features for the  $N_s = 20$  (and  $N_b = 9$ ) case: there are 5 quasihole states in each momentum sector, and all 10 sectors gives 50 low energy quasihole states in total.

The number of low energy two-quasihole states in the NA-QHE phase described above can be heuristically understood from the counting rule based on the generalized Pauli principle [8, 17]. Using the Wannier representation for TFB [23], a set of  $N_{\text{orb}} = N_s/2$  periodic single-particle orbitals are formed. Take  $N_{\text{orb}} = 12$  (i.e.  $N_s = 24$ ) as an example, the generalized Pauli principle that no more than two bosons occupying two consecutive orbitals [6, 8, 17] gives only three GS root configurations in the above orbitals  $|n_{\lambda_1}, n_{\lambda_2}, \dots, n_{\lambda_{N_{\text{orb}}}}\rangle$ : (02)  $\equiv |020202020202\rangle$ , (20)  $\equiv |202020202020\rangle$ , and (11)  $\equiv |111111111111\rangle$  [Figs. 5(a)-(c)]. We now count that how many ways we can remove one boson from the above three GS configurations, (02), (20) and (11). The boson occupancy of two-quasihole states should be a mixture of two segments of the three GS configurations, with two domain walls each representing one quasihole with  $1/2$  charge [8]. And a simple analysis gives 6 types of configurations with odd number of 1's:  $|\dots 20|1|020\dots\rangle$ ,  $|\dots 20|111|020\dots\rangle$ ,  $|\dots 20|11111|020\dots\rangle$ ,  $\dots$ , and  $|0|11111111111\rangle$  [Figs. 5(d)-(f)], where two domain walls (quasiholes) are displayed by two vertical lines  $|$ 's. Considering 12 translations of the above 6 states, we have finally get the total 72 ( $N_{\text{orb}}^2/2$  in general) two-quasihole states, in exact accordance with our numerical results.

We would like to emphasize that, in the GSs obtained numerically, the above mentioned root configurations are not the dominant configurations due to quantum fluctuations just like the other FQHE states in LLs on a torus. But the number of the quasihole states in FQHE system is a general consequence of the Pauli principle [6], result-

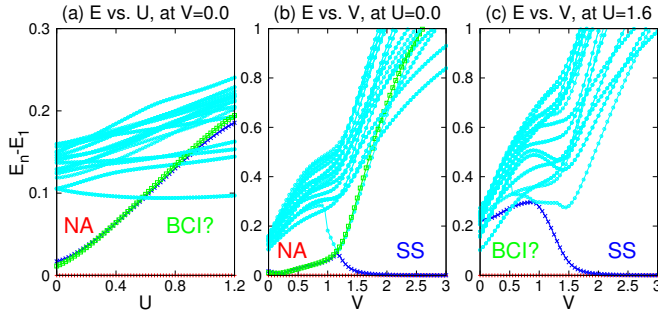


FIG. 6: (color online). Quantum phase transitions when tuning  $U$  (or  $V$ ) with  $V$  (or  $U$ ) fixed for  $N_s = 20$ : (a) NA-QHE to BCI; (b) NA-QHE to SS; (c) BCI to SS.

ing from strong short-range pseudopotential [7, 31]. Indeed, based on the pattern of zeros classification method for FQHE states, the Moore-Read state has a lower energy sector with the same number of quasiholes as obtained in our numerical results [30].

*Quantum phase transitions.*—When tuning  $U$  (or  $V$ ) with fixed  $V$  (or  $U$ ) away from the NA-QHE region, we observe quantum phase transitions from the NA-QHE to the BCI, the NA-QHE to the SS, and the BCI to the SS as shown by Fig. 6. The NA-QHE phase is characterized by the  $d=3$  GSM and a total Chern number  $C = 3$ , a robust spectrum gap, and featureless density-density correlations.

Even though the NA-QHE phase is shown to be remarkably robust in our ED study, we are less certain about BCI phase. As shown in Fig. 6(a), if we increase  $U$ , two higher energy states from GSM of NA-QHE will emerge into the excited spectrum, while the evolution of the wave function of the GS is very smooth. Thus we suspect that the system may have a very long correlation length near the possible BCI, and we can not rule out the possibility that the spectrum gap above the GS may collapse when the system size becomes very large. We leave this issue to be addressed in future studies.

The SS phase has a two-fold GS degeneracy, strong intra-sublattice density-density correlations and vanishing inter-sublattice density-density correlations, indicating the bosons prefer occupying on either sublattice A or B. And upon changing boundary phases, the two GSs of the SS state evolve into the higher energy spectrum, indicating its “metallic” feature besides its solid feature. However if we fix the  $V$  as 3.0, and go to a larger  $U > 8.0$  (not shown in the phase diagram), the “metallic” feature of the SS phase disappears gradually, and only the solid feature remains, indicating the system entering a pure solid phase.

*Summary and discussion.*—The  $\nu = 1$  NA-QHE is characterized by a three-fold degenerate GSM; such a

GSM is stable with the tuning of boundary phases, revealing its topological stability; the GSM carries a total Chern number  $C = 3$ ; this  $d=3$  GSM is only observed for even boson numbers ( $N_b = 10, 12$ ) at  $\nu = 1$ , but not for odd boson numbers (e.g.  $N_b = 9$  and  $N_s = 18$ ) at  $\nu = 1$ , which is also consistent with the Pfaffian nature of the GS. Interestingly, such  $\nu = 1$  NA-QHE is already quite stable (a clear GSM and a large spectrum gap) for three-body hard-core bosons without additional interactions ( $U = V = 0$ ), and the spectrum gap can even be significantly enhanced with the introduction of a small  $V$ , which makes it easier to be realized by cold atoms in optical lattices.

We thank Matthew Fisher, Steve Kivelson, Dung-Hai Lee, and Michael Levin for helpful discussions. DNS thanks Duncan Haldane for stimulating discussions. This work is supported by the US DOE Grant No. DE-FG02-06ER46305 (DNS), the NSFC of China Grant No. 10904130 (YFW), the US DOE Grant No. DE-AC02-05CH11231 (HY), the US NSF Grant No. NSFPHY05-51164 (ZCG), and the State Key Program for Basic Researches of China Grants No. 2006CB921802 and No. 2009CB929504 (CDG).

- 
- [1] G. Moore and N. Read, Nucl. Phys. B **360**, 362 (1991).
  - [2] M. Greiter, X. G. Wen, and F. Wilczek, Phys. Rev. Lett. **66**, 3205 (1991); Nucl. Phys. B **374**, 567 (1992).
  - [3] N. Read and E. Rezayi, Phys. Rev. B **54**, 16864 (1996); N. Read and E. Rezayi, Phys. Rev. B **59**, 8084 (1999); N. Read and D. Green, Phys. Rev. B **61**, 10267 (2000).
  - [4] C. Nayak and F. Wilczek, Nucl. Phys. B **479**, 529 (1996).
  - [5] R. H. Morf, Phys. Rev. Lett. **80**, 1505 (1998); E. H. Rezayi and F. D. M. Haldane, Phys. Rev. Lett. **84**, 4685 (2000).
  - [6] B. A. Bernevig and F. D. M. Haldane, Phys. Rev. Lett. **100**, 246802 (2008); H. Li and F. D. M. Haldane, Phys. Rev. Lett. **101**, 010504 (2008); E. Prodan and F. D. M. Haldane, Phys. Rev. B **80**, 115121 (2009).
  - [7] F. D. M. Haldane, Phys. Rev. Lett. **107**, 116801 (2011).
  - [8] A. Seidel and D. H. Lee, Phys. Rev. Lett. **97**, 056804 (2006).
  - [9] M. Levin, B. I. Halperin, and B. Rosenow, Phys. Rev. Lett. **99**, 236806 (2007); S.-S. Lee, S. Ryu, C. Nayak, and M.P.A. Fisher, Phys. Rev. Lett. **99**, 236807 (2007); H. Wang, D. N. Sheng, and F. D. M. Haldane, Phys. Rev. B **80**, 241311 (2009).
  - [10] R. Willett et al., Phys. Rev. Lett. **59**, 1776 (1987); J. P. Eisenstein et al., Phys. Rev. Lett. **88**, 076801 (2002); J. Xia et al., Phys. Rev. Lett. **93**, 176809 (2004).
  - [11] N. R. Cooper, N. K. Wilkin, and J. M. F. Gunn, Phys. Rev. Lett. **87**, 120405 (2001).
  - [12] N. Regnault and Th. Jolicoeur, Phys. Rev. Lett. **91**, 030402 (2003).
  - [13] B. Paredes, T. Keilmann, and J. I. Cirac, Phys. Rev. A **75**, 053611 (2007); L. Mazza, M. Rizzi, M. Lewenstein, and J. I. Cirac, Phys. Rev. A **82**, 043629 (2010).

- [14] C. Nayak, S. H. Simon, A. Stern, M. Freedman, and S. Das Sarma, *Rev. Mod. Phys.* **80**, 1083 (2008).
- [15] D. N. Sheng, Z. C. Gu, K. Sun, and L. Sheng, *Nature Commun.* **2**, 389 (2011).
- [16] Y. F. Wang, Z. C. Gu, C. D. Gong, and D. N. Sheng, *Phys. Rev. Lett.* **107**, 146803 (2011).
- [17] N. Regnault and B. A. Bernevig, arXiv:1105.4867.
- [18] E. Tang, J. W. Mei, and X. G. Wen, *Phys. Rev. Lett.* **106**, 236802 (2011); K. Sun, Z. C. Gu, H. Katsura, and S. Das Sarma, *Phys. Rev. Lett.* **106**, 236803 (2011); T. Neupert, L. Santos, C. Chamon, and C. Mudry, *Phys. Rev. Lett.* **106**, 236804 (2011).
- [19] X. Hu, M. Kargarian, and G. A. Fiete, arXiv:1105.4381.
- [20] J. W. F. Venderbos, M. Daghofer, and J. van den Brink, *Phys. Rev. Lett.* **107**, 116401 (2011).
- [21] E. Kapit and E. Mueller, *Phys. Rev. Lett.* **105**, 215303 (2010).
- [22] F. D. M. Haldane, *Phys. Rev. Lett.* **61**, 2015 (1988).
- [23] X. L. Qi, *Phys. Rev. Lett.* **107**, 126803 (2011).
- [24] G. Murthy and R. Shankar, arXiv:1108.5501.
- [25] J. McGreevy, B. Swingle, and K.-A. Tran, arXiv:1109.1569; Y. M. Lu and Y. Ran, arXiv:1109.0226; A. Vaezi, arXiv:1105.0406; F. Yang, X. L. Qi, and H. Yao, to be published.
- [26] T. Neupert, L. Santos, S. Ryu, C. Chamon, and C. Mudry, arXiv:1106.3989.
- [27] M. O. Goerbig, arXiv:1107.1986.
- [28] V. Kalmeyer and R. B. Laughlin, *Phys. Rev. Lett.* **59**, 2095 (1987); X. G. Wen, F. Wilczek, and A. Zee., *Phys. Rev. B* **39**, 11413 (1989). H. Yao and S. A. Kivelson, *Phys. Rev. Lett.* **99**, 247203 (2007).
- [29] M. Greiter and R. Thomale, *Phys. Rev. Lett.* **102**, 207203 (2009); B. Scharfenberger, R. Thomale and M. Greiter, arXiv:1105.4348.
- [30] X.-G. Wen and Z. Wang, *Phys. Rev. B* **77**, 235108 (2008); X.-G. Wen and Z. Wang, *Phys. Rev. B* **78**, 155109 (2008).
- [31] F. D. M. Haldane and D. N. Sheng, to be published.
- [32] D. J. Thouless, M. Kohmoto, M. P. Nightingale, and M. den Nijs, *Phys. Rev. Lett.* **49**, 405 (1982).
- [33] Q. Niu, D. J. Thouless, and Y. S. Wu, *Phys. Rev. B* **31**, 3372 (1985).
- [34] D. N. Sheng, X. Wan, E. H. Rezayi, K. Yang, R. N. Bhatt, and F. D. M. Haldane, *Phys. Rev. Lett.* **90**, 256802 (2003).