

Spin-orbit induced strong coupling of a single spin to a nanomechanical resonator

András Pályi,^{1,2} P. R. Struck,¹ Mark Rudner,³ Karsten Flensberg,^{3,4} and Guido Burkard¹

¹*Department of Physics, University of Konstanz, D-78457 Konstanz, Germany*

²*Department of Materials Physics, Eötvös University, H-1517 Budapest POB 32, Hungary*

³*Department of Physics, Harvard University, Cambridge, Massachusetts 02138, USA*

⁴*Niels Bohr Institute, University of Copenhagen, Universitetsparken 5, DK-2100 Copenhagen, Denmark*

We theoretically investigate the coupling of electron spin to vibrational motion due to curvature-induced spin-orbit coupling in suspended carbon nanotube quantum dots. Our estimates indicate that, with current capabilities, a quantum dot with an odd number of electrons can serve as a realization of the Jaynes-Cummings model of quantum electrodynamics in the strong-coupling regime. A quantized flexural mode of the suspended tube plays the role of the optical mode and we identify two distinct two-level subspaces, at small and large magnetic field, which can be used as qubits in this setup. The strong intrinsic spin-mechanical coupling allows for detection, as well as manipulation of the spin qubit, and may yield enhanced performance of nanotubes in sensing applications.

Recent experiments in nanomechanics have reached the ultimate quantum limit by cooling a nanomechanical system close to its ground state[1]. Among the variety of available nanomechanical systems, nanostructures made out of atomically-thin carbon-based materials such as graphene and carbon nanotubes (CNTs) stand out due to their low masses and high stiffnesses. These properties give rise to high oscillation frequencies, potentially enabling near ground-state cooling using conventional cryogenics, and large zero-point motion, which improves the ease of detection[2, 3].

Recently, a high quality-factor suspended CNT resonator was used to demonstrate strong coupling between nanomechanical motion and single-charge tunneling through a quantum dot (QD) defined in the CNT[4]. Here, we theoretically investigate the coupling of a single electron spin to the quantized motion of a discrete flexural mode of a suspended CNT (see Fig.1), and show that the strong-coupling regime of this Jaynes-Cummings-type system is within reach. This coupling provides means for electrical manipulation of the electron spin via microwave irradiation, and leads to strong nonlinearities in the CNT's mechanical response which may potentially be used for enhanced functionality in sensing applications[5–7].

In addition to their outstanding mechanical properties, carbon-based systems also possess many attractive characteristics for information processing applications. The potential for single electron spins in QDs to serve as the elementary qubits for quantum information processing[8] is currently being investigated in a variety of systems. In many materials, such as GaAs, the hyperfine interaction between electron and nuclear spins is the primary source of electron spin decoherence which limits qubit performance (see e.g., [9]). However, carbon-based structures can be grown using starting materials isotopically-enriched in ^{12}C , which has no net nuclear spin, thus practically eliminating the hyperfine mechanism of decoherence[10], leaving behind only a spin-orbit

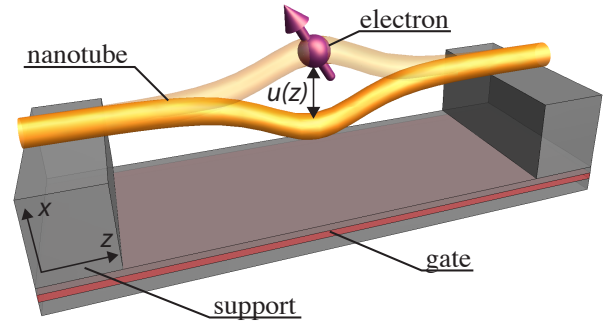


FIG. 1: Schematic of a suspended carbon nanotube (CNT) containing a quantum dot filled with a single electron spin. The spin-orbit coupling in the CNT induces a strong coupling between the spin and the quantized mechanical motion $u(z)$ of the CNT.

contribution[11, 12]. Furthermore, while the phonon continuum in bulk materials provides the primary bath enabling spin relaxation, the discretized phonon spectrum of a suspended CNT can be engineered to have an extremely low density of states at the qubit (spin) energy splitting. Thus very long spin lifetimes are expected off-resonance. On the other hand, when the spin splitting is nearly resonant with one of the high-Q discrete phonon “cavity” modes, strong spin-phonon coupling can enable qubit control, information transfer, or the preparation of “Schrödinger cat”-like entangled states.

The interaction between nanomechanical resonators and single spins was recently detected[13], and has been theoretically investigated[14, 15] for cases where the spin-resonator coupling arises from the relative motion of the spin and a source of local magnetic field gradients. Such coupling is achieved, e.g., using a magnetic tip on a vibrating cantilever which can be positioned close to an isolated spin fixed to a non-moving substrate. Creating strong, well-controlled, local gradients remains challenging for such setups. In contrast, as we now describe, in

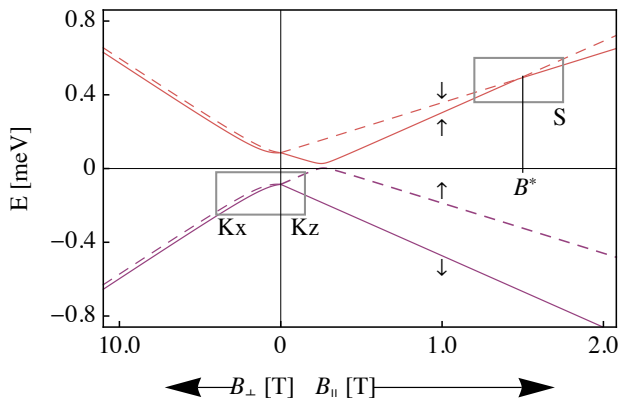


FIG. 2: Energy levels of the orbital ground state of the QD with four-fold (spin and valley) degeneracy, as a function of the magnetic field parallel (B_{\parallel}) and perpendicular (B_{\perp}) to the CNT axis. The boxed areas indicate the working regime for the spin qubit (S) and Kramers qubit (K), the latter being operated either in a longitudinal (Kz) or perpendicular (Kx) magnetic field. Parameter values: $\Delta_{\text{so}} = 170 \mu\text{eV}$, $\Delta_{\text{KK}'} = 12.5 \mu\text{eV}$, $\mu_{\text{orb}} = 330 \mu\text{eV/T}$.

CNTs the spin-mechanical coupling is *intrinsic*, supplied by the inherent strong spin-orbit coupling which was recently discovered by Kuemmeth *et al.*[16].

Consider an electron trapped in a suspended CNT QD, with the CNT axis aligned with the z direction (see Fig. 1). Below we focus on the case of a single electron, but as demonstrated in a recent experiment[17], we expect the qualitative features to be valid for any odd occupancy. A simple model describing the spin and valley dynamics on a nominally four-fold degenerate orbital level of a CNT QD, incorporating the direct coupling of electron spin to deflections associated with the flexural (bending) modes of the CNT[18, 19] was introduced in Ref.[20]. In principle, the deformation-potential spin-phonon coupling mechanism[11] is also present. The deflection coupling mechanism is expected to dominate at long phonon wavelengths, while the deformation potential coupling should dominate at short wavelengths (see discussion in [20]). For simplicity we consider only the deflection coupling mechanism, but note that the approach can readily be extended to include both effects.

The Hamiltonian describing this system is [20, 21]

$$H = \frac{\Delta_{\text{so}}}{2} \tau_3 (\mathbf{s} \cdot \mathbf{t}) + \Delta_{\text{KK}'} \tau_1 - \mu_{\text{orb}} \tau_3 (\mathbf{B} \cdot \mathbf{t}) + \mu_B (\mathbf{s} \cdot \mathbf{B}), \quad (1)$$

where Δ_{so} and $\Delta_{\text{KK}'}$ denote the spin-orbit and intervalley couplings, τ_i and s_i are the Pauli matrices in valley and spin space (the pseudospin is frozen out for the states localized in a QD), \mathbf{t} is the tangent vector along the CNT axis, and \mathbf{B} denotes the magnetic field.

In a nominally straight CNT, \mathbf{t} points along the z direction, and $\mathbf{s} \cdot \mathbf{t} = s_z$ and $\mathbf{B} \cdot \mathbf{t} = B_z$. Here we find the low-energy spectrum shown in Fig. 2. The two boxed

regions indicate two different two-level systems that can be envisioned as qubit implementations in this setup: we define a spin qubit[8] (S) at strong longitudinal magnetic field, near the value B^* of the upper level crossing, and a mixed spin-valley or Kramers (K) qubit[21], which can be operated at low fields applied either in the longitudinal (Kz) or perpendicular (Kx) directions.

We now study how these qubits couple to the quantized mechanical motion of the CNT. For simplicity we consider only a single polarization of flexural motion (along the x -direction), assuming that the two-fold degeneracy is broken, e.g., by an external electric field. A generalization to two modes is straightforward.

A generic deformation of the CNT with deflection $u(z)$ makes the tangent vector $\mathbf{t}(z)$ coordinate-dependent. Expanding $\mathbf{t}(z)$ for small deflections, we rewrite the coupling terms in Hamiltonian (1) as $\mathbf{s} \cdot \mathbf{t} \simeq s_z + (du/dz)s_x$ and $\mathbf{B} \cdot \mathbf{t} \simeq B_z + (du/dz)B_x$. Expressing the deflection $u(z)$ in terms of the creation and annihilation operators a^\dagger and a for a quantized flexural phonon mode, $u(z) = f(z) \frac{\ell_0}{\sqrt{2}} (a + a^\dagger)$, where $f(z)$ and ℓ_0 are the waveform and zero-point amplitude of the phonon mode, we find that each of the three qubits (S, Kx, Kz) obtains a coupling to the oscillator mode which we describe as n

$$\frac{H}{\hbar} = \frac{\omega_q}{2} \sigma_3 + g(a + a^\dagger) \sigma_1 + \omega_p a^\dagger a + 2\lambda (a + a^\dagger) \cos \omega t. \quad (2)$$

Here the matrices $\sigma_{1,3}$ are Pauli matrices acting on the two-level qubit subspace, and we have included a term describing external driving of the oscillator with frequency ω and coupling strength λ , which can be achieved by coupling to the ac electric field of a nearby antenna[4]. Below we describe the dependence of the qubit-oscillator coupling g on system parameters for each qubit type (S, Kx, or Kz). The derivation of Eq. (2) is detailed in [22].

For the spin qubit (S), the relevant two-fold degree of freedom is the spin of the electron itself. Therefore in Eq.(2) we have $\sigma_3 = s_z$ and $\sigma_1 = s_x$, and the qubit levels are split by the Zeeman energy, measured relative to the value B^* where the spin-orbit-split levels cross, $\hbar\omega_q = \mu_B (B - B^*)$. An electron g -factor of 2 is assumed, and $B^* \approx \Delta_{\text{so}}/2\mu_B$ for $\Delta_{\text{KK}'} \ll \Delta_{\text{so}}$. For the qubit-resonator coupling, we find $g = \Delta_{\text{so}} \langle f' \rangle \ell_0 / 2\sqrt{2}$, independent of B . Here, $\langle f' \rangle$ is the derivative of the waveform of the phonon mode integrated over the length of the QD.

For a symmetric QD, positioned at the midpoint of the CNT, the coupling matrix element proportional to $\langle f' \rangle$ vanishes for the fundamental and all even harmonics (the opposite would be true for the deformation-potential coupling mechanism). The cancellation is avoided for a QD positioned away from the symmetry point of the CNT, or for coupling to odd harmonics. Here, for concreteness, we consider coupling of a symmetric QD to the first vibrational harmonic of the CNT. Using realistic parameter values [4, 16, 23, 24], $L = 400 \text{ nm}$, $\ell_0 = 2.5 \text{ pm}$, $\Delta_{\text{so}} = 370 \mu\text{eV}$, $\Delta_{\text{KK}'} = 32.5 \mu\text{eV}$, $\mu_{\text{orb}} = 1550 \mu\text{eV/T}$,

and $\omega_p/2\pi = 500$ MHz, we find $g/2\pi \approx 0.56$ MHz, irrespective of the magnetic field strength B along the CNT.

For the Kramers qubits (Kx and Kz), both ω_q and g depend on B . The qubit splitting for the Kx qubit is controlled by the perpendicular field, $\hbar\omega_q = \mu_B(2\Delta_{KK'}/\Delta)B_x$, while for the Kz qubit, it is controlled by the longitudinal field $\hbar\omega_q = (\mu_B + \mu_{\text{orb}}(\Delta_{\text{so}}/\Delta))B_z$, where $\Delta = \sqrt{\Delta_{\text{so}}^2 + 4\Delta_{KK'}^2}$ denotes the zero-field splitting between the two Kramers pairs. Resonant coupling occurs when $\omega_q = \omega_p$. This condition sets the relevant value of B_x (B_z) in the case of the Kx (Kz) qubit; the parameters above yield $B_x \approx 103$ mT ($B_z \approx 0.6$ mT).

The qubit-cavity coupling for the Kx qubit increases linearly with the applied perpendicular field, $\hbar g = -(\langle f' \rangle \ell_0 / \sqrt{2})(\mu_{\text{orb}}\Delta_{\text{so}}/\Delta + \mu_B\Delta_{\text{so}}^2/\Delta^2)B_x$, while for the Kz qubit it scales with the longitudinal field, $\hbar g = (\langle f' \rangle \ell_0 / \sqrt{2})(\mu_{\text{orb}}2\Delta_{KK'}\Delta_{\text{so}}/\Delta^2)B_z$. Using the values of B_x and B_z obtained above, we estimate couplings of $g/2\pi \approx 0.49$ MHz for the Kx qubit, and $g/2\pi \approx 0.52$ kHz for the Kz qubit. Thus the coupling for the Kx qubit is comparable to that of the spin qubit, while the coupling of the Kz qubit is much weaker. Therefore, we restrict our considerations to the spin and Kz qubits below.

Ref. 4 reports the fabrication of CNT resonators with quality factors $Q \approx 150,000$. We take $Q = 63,000$ for the following estimate. Together with the oscillator frequency $\omega_p/2\pi = 500$ MHz, this value of Q implies an oscillator damping rate of $\Gamma \approx 5 \cdot 10^4 \text{ s}^{-1} \ll g$. Due to the near-zero density of states of other phonon modes at ω_q , it is reasonable to assume a very low spontaneous qubit relaxation rate γ . These observations suggest that the so-called ‘strong coupling’ regime of qubit-oscillator interaction, defined as $\Gamma, \gamma \ll g$, can be reached with CNT resonators.

To quantify the system’s response in the anticipated parameter regime, we study the coupled qubit-oscillator dynamics using a master equation which takes into account the finite lifetime of the phonon mode as well as the non-zero temperature of the external phonon bath. For weak driving, $\lambda \ll \omega_p$, and $\omega_p \approx \omega_q \approx \omega \gg g$, we move to a rotating frame and use the rotating wave approximation (RWA) to map the Hamiltonian, Eq.(2), into Jaynes-Cummings form[25]

$$\frac{H_{\text{RWA}}}{\hbar} = \frac{\tilde{\omega}_q}{2}\sigma_3 + g(a\sigma_+ + a^\dagger\sigma_-) + \tilde{\omega}_p a^\dagger a + \lambda(a + a^\dagger), \quad (3)$$

where $\tilde{\omega}_i = \omega_i - \omega$. Including the non-unitary dynamics associated with the phonon-bath coupling, the master equation for the qubit-oscillator density matrix ρ reads:

$$\begin{aligned} \dot{\rho} = & -\frac{i}{\hbar} [H_{\text{RWA}}, \rho] + (n_B + 1)\Gamma (a\rho a^\dagger - \frac{1}{2}\{a^\dagger a, \rho\}) \\ & + n_B\Gamma (a^\dagger \rho a - \frac{1}{2}\{a a^\dagger, \rho\}), \quad (4) \end{aligned}$$

where $n_B = 1/(e^{\hbar\omega_p/k_B T} - 1)$ is the bath-mode Bose-

Einstein occupation factor, and k_B is the Boltzmann constant.

Due to the phonon damping, in the long-time limit the system is expected to tend towards a steady state, described by the density matrix $\bar{\rho}$. We study these steady states, found by setting $\dot{\rho} = 0$ in Eq.(4), using both numerical and semiclassical analytical methods. In Figs. 3a,c we show the steady-state phonon occupation probability distribution $P(\delta\omega, n)$ as a function of the drive frequency–phonon frequency detuning $\delta\omega = -\tilde{\omega}_p$ and the phonon occupation number n , for the case where the qubit and oscillator frequencies are fixed and degenerate, $\omega_q = \omega_p$ (see caption for parameter values). Panels a and c compare the cases with and without qubit-oscillator coupling. In Figs. 3b and 3d we show the averaged phonon occupation number $\bar{n}(\delta\omega) = \sum_n n P(\delta\omega, n)$, which is closely related to the mean squared resonator displacement in the steady state: $X^2 = \bar{x}^2 = \ell_0^2(\bar{n} + \frac{1}{2})$. For $g \neq 0$, we observe a splitting of the oscillator resonance, which is characteristic of the coupling to the two-level system, and can serve as an experimental signature of the qubit-oscillator coupling. For drive frequencies near the split peaks, the phonon number distribution is bimodal (Fig. 3f) showing peaks at $n \approx 0$ and at high- n , indicating bistable behavior (see below).

For strong excitation, where the mean phonon occupation is large, we expect a semiclassical approach to capture the main features of the system’s dynamics[26, 27]. Extending the approach described in [26] to include distinct values of the qubit, oscillator, and drive frequencies, ω_q, ω_p , and ω , we derive semiclassical equations of motion for the mean spin and oscillator variables (see [22]). The steady-state values of the mean squared oscillator amplitude obtained from the resulting nonlinear system are shown in Fig. 3e. In the vicinity of the split peak we find two branches of stable steady-state solutions, indicative of bistable/hysteretic behavior[4]. The semiclassical results in Fig. 3e are in correspondence with the phonon number distribution in Fig. 3c, and explain its bimodal character. Similar oscillator instabilities have been used as the basis for a sensitive readout scheme in superconducting qubits[28], and may potentially be useful for mass or magnetic field sensing applications where small changes of frequency need to be detected.

To predict the oscillator response to be detected via a charge sensor (see below), we solve for the stationary state of Eq. (4) directly for a range of driving frequencies, qubit-oscillator detunings (set by the magnetic field), and temperatures T . In Fig. 3g (3h), we show the $T = 0$ ($T > 0$) root mean squared oscillator amplitude $X \propto \sqrt{\bar{n} + 1/2}$ as function of magnetic field B and drive frequency, for the case of a spin (S) qubit. The value $\delta B = 0$ corresponds to resonant coupling $\omega_q = \omega_p$. (The results in Figs. 3g and h hold for the Kx qubit as well, if the magnetic field axis is appropriately adjusted.) In the zero-temperature case, only half of the eigenstates

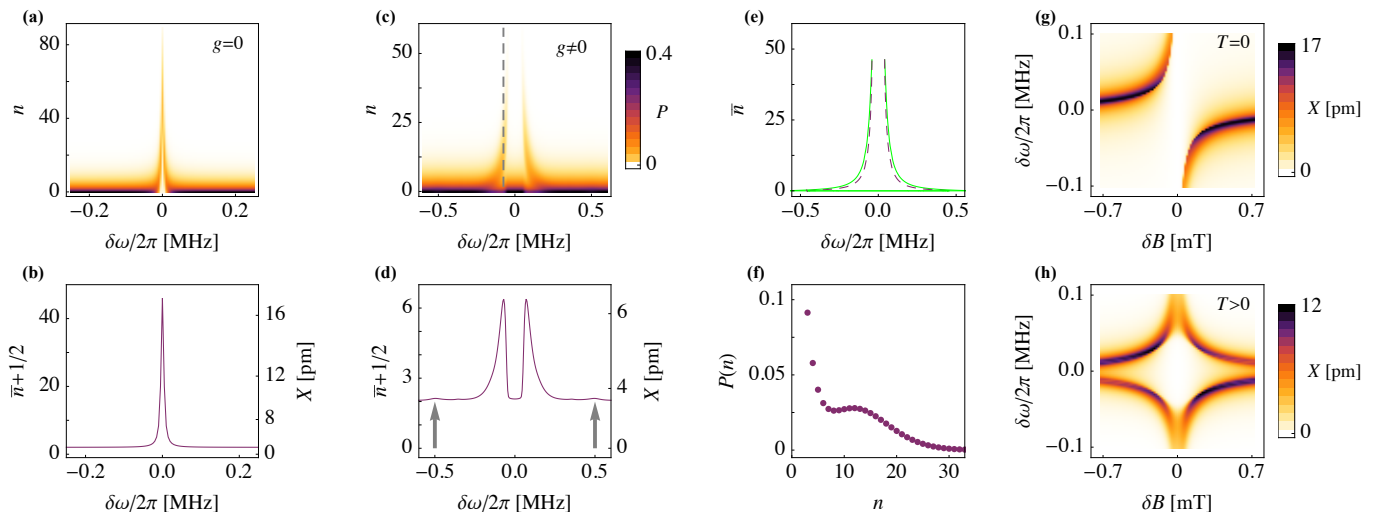


FIG. 3: Response of the spin-oscillator system. (a) Phonon number probability distribution $P(n, \delta\omega)$, (b) average phonon occupation \bar{n} and root mean squared displacement X of the uncoupled driven CNT resonator ($g = 0$), as functions of the drive frequency–oscillator frequency detuning $\delta\omega = \omega - \omega_p$. The parameters are $T = 50$ mK, $\omega_p/2\pi = 500$ MHz, $\Gamma = 5 \cdot 10^4$ s $^{-1}$ and $\lambda/2\pi = 0.027$ MHz. The same quantities are plotted in (c) and (d) for a resonantly coupled qubit-oscillator system (i.e., $\omega_q = \omega_p$), with coupling constant $g/2\pi = 0.5$ MHz and further parameters as in (a) and (b). (e) Steady-state oscillator response from the semiclassical calculation, corresponding to the parameters of (c) and (d). The green solid (purple dashed) lines describe stable (unstable) solutions. (f) Bimodal phonon number distribution, taken along the dashed vertical line of (c). (g,h) Root mean squared value X of the resonator amplitude in the coupled spin qubit - oscillator system at (g) $T = 0$ and (h) $T = 50$ mK, as functions of magnetic field detuning δB (detuning the qubit frequency away from resonance with the oscillator) and drive frequency–oscillator frequency detuning $\delta\omega$.

$\hbar\omega_{\pm} \approx \hbar\omega_p \mp \hbar g^2 / (\omega_p - \omega_q)$ of Eq. (3) can be efficiently excited by the drive at fixed δB , giving rise to the upper (lower) feature in Fig. 3g for $\delta B < 0$ ($\delta B > 0$). However, for $T \gtrsim \hbar\omega_q$, both branches of the Jaynes-Cummings ladder can be efficiently excited (Fig. 3h). This is a distinct and experimentally accessible signature of the strong coupling at finite temperature. We note that the standard avoided-crossing feature known as vacuum Rabi splitting is also present here (see arrows in Fig. 3d) but the signal from the non-linear, strongly driven system is stronger by more than two orders of magnitude.

Displacement detection of nanomechanical systems is possible using charge sensing[5, 29], where the conductance of a mesoscopic conductor, such as a QD or quantum point contact, is modulated via capacitive coupling to the charged mechanical resonator. Furthermore, the qubit state itself can be read-out using spin-detection schemes developed for semiconductor QDs[30], or by a dispersive readout scheme like that commonly used in superconducting qubits coupled to microwave resonators[31]. The dispersive regime can be rapidly accessed by, e.g., tuning the resonator frequency using dc gate pulses which control the tension in the CNT[4].

APPENDIX A: QUBIT-PHONON COUPLINGS

We treat three different qubit realizations in the main text: the spin qubit (S), the Kramers qubit in a magnetic field perpendicular to the carbon nanotube (CNT) (Kx), and the Kramers qubit in a parallel-to-CNT magnetic field

In summary, we predict that strong qubit-resonator coupling can be realized in suspended CNT QDs with current state-of-the-art devices. The coupling described here may find use in sensing applications, and in spin-based quantum information processing, where the CNT oscillator enables electrical control of the electron spin, and, with capacitive couplers, may provide long-range interactions between distant electronic qubits[15, 32, 33]. Combined with control of the qubit via electron-spin-resonance[34], the mechanism studied here could be utilized for ground-state cooling and for generating arbitrary motional quantum states of the oscillator [14].

This work was supported by the Marie Curie grant CIG-293834 and the QSpiCE program of ESF (AP), DFG under the programs FOR 912 and SFB 767 (PS and GB), NSF grants DMR-090647 and PHY-0646094 (MR), and The Danish Council for Independent Research — Natural Sciences (KF).

Note: While completing this manuscript, we became aware of a related work [35] that describes the theory of the spin-phonon coupling in a CNT resonator QD, and its consequences in the spin blockade transport setup.

(Kz). Below, we express the three qubit Hamiltonians \bar{H}_s , \bar{H}_{Kx} and \bar{H}_{Kz} as functions of system parameters and CNT deformation. To clarify the correspondence with the Jaynes-Cummings Hamiltonian in Eq. (2) of the main text, we list the formulas for the qubit frequency, the qubit-phonon coupling, as well as numerical estimates for the latter, in Table I.

A.1 Spin-phonon coupling

At the finite value

$$B^* = \frac{\Delta_{\text{so}}}{2\mu_B} \sqrt{1 - \frac{4\Delta_{KK'}^2}{\Delta_{\text{so}}^2 \left(\frac{\mu_{\text{orb}}^2}{\mu_B^2} - 1 \right)}} \quad (5)$$

of a longitudinally-applied magnetic field, the quantum dot (QD) energy spectrum shows a crossing of the energies of a pair of spin states belonging to the same valley (see Fig. 2 of the main text). Around this point these two levels are energetically well separated from the other QD levels. We call this two-level system the spin qubit (S). If the dynamics is restricted to these two levels, it can be described by the following effective Hamiltonian:

$$H_s = \mu_B s_z (B - B^*) + \frac{\Delta_{\text{so}}}{2} \frac{du}{dz} s_x \quad (6)$$

where we assume that the effect of valley-mixing is negligible, $\Delta_{KK'} = 0$. Averaging over the z coordinate using the charge density $n(z)$ of the electron occupying the CNT QD yields

$$\bar{H}_s \equiv \int dz n(z) H_s(z) = \mu_B s_z (B - B^*) + \frac{\Delta_{\text{so}}}{2} s_x \int dz n(z) \frac{du}{dz} \equiv \mu_B s_z (B - B^*) + \frac{\Delta_{\text{so}}}{2} s_x \left\langle \frac{du}{dz} \right\rangle. \quad (7)$$

A.2 Kramers qubit-phonon coupling in a perpendicular magnetic field

At zero magnetic field, the ground state of the CNT QD, i.e., the ground state of the Hamiltonian H in Eq. (1) of the main text, is formed by a pair of time-reversed states (Kramers pair). The twofold degeneracy is maintained even in the presence of spin-orbit interaction and valley mixing. At small enough magnetic field these two states split up, but they remain energetically well separated from higher-lying states. We call this two-level system the ‘Kramers qubit’ [21] in a perpendicular field (Kx). [Similar considerations hold for the first excited Kramers pair, i.e., the two higher-lying energy eigenstates of H in Eq. (1) of the main text.] These energetically split states, in the absence of CNT deformation, will be denoted here as $|+\rangle$ and $|-\rangle$. Starting from the Hamiltonian H in Eq. (1) of the main text, averaging over z using the electron density $n(z)$, and incorporating the effect of the two higher-lying states on $|+\rangle$ and $|-\rangle$ via a second-order Schrieffer-Wolff transformation, we find that the dynamics restricted to the Kramers qubit in the presence of an external magnetic field $\mathbf{B} = B_x \hat{\mathbf{x}}$ and CNT deformation $u(z)$ is described by the Hamiltonian

$$\bar{H}_{Kx} = B_x \left[\sigma_3 \frac{2\mu_B \Delta_{KK'}}{\sqrt{\Delta_{\text{so}}^2 + 4\Delta_{KK'}^2}} - \sigma_1 \left\langle \frac{du}{dz} \right\rangle \left(\frac{\mu_{\text{orb}} \Delta_{\text{so}}}{\sqrt{\Delta_{\text{so}}^2 + 4\Delta_{KK'}^2}} + \frac{\mu_B \Delta_{\text{so}}^2}{\Delta_{\text{so}}^2 + 4\Delta_{KK'}^2} \right) \right]. \quad (8)$$

Here, $\sigma_{1,3}$ are the Pauli matrices in the qubit basis, i.e., $\sigma_3 = |+\rangle\langle+| - |-\rangle\langle-|$ and $\sigma_1 = |+\rangle\langle-| + |-\rangle\langle+|$.

A.3 Kramers qubit-phonon coupling in longitudinal magnetic field

In the absence of CNT deformation, a parallel-to-CNT magnetic field splits two low-energy Kramers doublet of H in Eq. (1) of the main text. We call this two-level system the Kz qubit, and denote the two qubit states as $|+\rangle$ and $|-\rangle$ in this subsection. Starting from the complete Hamiltonian H in Eq. (1) of the main text, averaging over z using the electron density $n(z)$, and applying a second-order Schrieffer-Wolff transformation to describe the effect of the higher-lying Kramers pair to the Kz qubit, we find that the dynamics of the latter in the presence of an external magnetic field $\mathbf{B} = B_z \hat{\mathbf{z}}$ and CNT deformation $u(z)$ is described by the Hamiltonian

$$\bar{H}_{Kz} = B_z \left[\sigma_1 \left\langle \frac{du}{dz} \right\rangle \frac{\mu_{\text{orb}} 2\Delta_{KK'} \Delta_{\text{so}}}{\Delta_{\text{so}}^2 + 4\Delta_{KK'}^2} - \sigma_3 \left(\mu_B + \frac{\mu_{\text{orb}} \Delta_{\text{so}}}{\sqrt{\Delta_{\text{so}}^2 + 4\Delta_{KK'}^2}} \right) \right]. \quad (9)$$

As before, $\sigma_{1,3}$ are the Pauli matrices in the qubit basis, i.e., $\sigma_3 = |+\rangle\langle+| - |-\rangle\langle-|$ and $\sigma_1 = |+\rangle\langle-| + |-\rangle\langle+|$.

Hamiltonian	$\hbar\omega_q$	$\hbar g$	$g/2\pi$ (numerical)
\bar{H}_s	$\mu_B(B - B^*)$	$\frac{\Delta_{so}\langle f' \rangle \ell_0}{2\sqrt{2}}$	0.56 MHz
\bar{H}_{Kx}	$\frac{\mu_B B_x 2\Delta_{KK'}}{\sqrt{\Delta_{so}^2 + 4\Delta_{KK'}^2}}$	$-\frac{B_x \langle f' \rangle \ell_0}{\sqrt{2}} \left(\frac{\mu_{orb} \Delta_{so}}{\sqrt{\Delta_{so}^2 + 4\Delta_{KK'}^2}} + \frac{\mu_B \Delta_{so}^2}{\Delta_{so}^2 + 4\Delta_{KK'}^2} \right)$	0.49 MHz
\bar{H}_{Kz}	$-B_z \left(\mu_B + \frac{\mu_{orb} \Delta_{so}}{\sqrt{\Delta_{so}^2 + 4\Delta_{KK'}^2}} \right)$	$\frac{B_z \langle f' \rangle \ell_0}{\sqrt{2}} \frac{\mu_{orb} 2\Delta_{KK'} \Delta_{so}}{\Delta_{so}^2 + 4\Delta_{KK'}^2}$	0.52 kHz

TABLE I: Correspondence between the terms of the Hamiltonian in Eq. (2) and those of the qubit-phonon Hamiltonians derived for the three different qubits. The parameters used to calculate the last column are $L = 400$ nm, $\ell_0 = 2.5$ pm, $\Delta_{so} = 370$ μ eV, $\Delta_{KK'} = 32.5$ μ eV, $\mu_{orb} = 1550$ μ eV/T. The estimate $\langle f' \rangle = 2\sqrt{2}/L$ has been used (see text).

A.4 Deformation of the CNT

All three qubit-phonon Hamiltonians \bar{H}_s , \bar{H}_{Kx} and \bar{H}_{Kz} resemble the Jaynes-Cummings Hamiltonian of cavity quantum electrodynamics. This becomes more apparent if we express the z -dependent displacement $u(z)$ in terms of phonon annihilation a and creation a^\dagger operators:

$$u(z) = f(z) \frac{\ell_0}{\sqrt{2}} (a + a^\dagger). \quad (10)$$

Here $f(z)$ is a dimensionless function describing the shape of the standing-wave bending phonon mode under consideration (normalization: $\int f^2(z) dz = L$) and ℓ_0 is the ground-state displacement of that mode.

As apparent from Table I, the qubit-phonon coupling vanishes if $g \propto \langle f' \rangle \equiv \int dz \frac{df(z)}{dz} n(z) = 0$. Therefore, g vanishes if the setup is perfectly left-right symmetric along the CNT (z) axis and a bending mode with an even number of nodes is considered. To have a finite qubit-phonon coupling, either the left-right symmetry of the setup must be broken or a flexural mode with odd number of nodes should be considered. In the main text and also here we treat the second case: we investigate the coupling of the first excited flexural phonon (1 node) to the various qubits.

The displacement field of the first harmonic of the resonator can be approximated by

$$f(z) = -\sqrt{2} \sin \left[\frac{2\pi}{L} \left(z + \frac{L}{2} \right) \right], \quad (11)$$

where we assume that the CNT is suspended at points $z = -L/2$ and $z = L/2$. Approximating the charge density with a step function symmetrically covering the length fraction ξ of the suspended part of the CNT, we obtain

$$\langle f' \rangle = - \int_{-\xi L/2}^{\xi L/2} dz \frac{1}{\xi L} \frac{2\pi}{L} \sqrt{2} \cos \left[\frac{2\pi}{L} \left(z + \frac{L}{2} \right) \right] = \frac{2\sqrt{2}}{L} \frac{\sin \pi \xi}{\xi} \quad (12)$$

The fraction $\sin(\pi\xi)/\xi$ is ~ 1 if ξ is smaller than 1, and therefore we make the approximation $\langle f' \rangle \approx 2\sqrt{2}/L$ in the numerical estimates appearing in the main text and in Table I.

APPENDIX B: SEMICLASSICAL EQUATIONS OF MOTION

In this section we develop semiclassical equations of motion for the coupled qubit-oscillator system, valid in the regime of large oscillator excitation. We follow the procedure of Ref.[26], this time allowing for different qubit (ω_q), oscillator (ω_p), and drive (ω) frequencies. Our aim will be to find a closed set of equations for the time dependence of the expectation values of the oscillator and qubit coordinates, $\langle a \rangle$, $\langle \sigma^- \rangle$, and $\langle \sigma^z \rangle$. We evaluate the time derivatives of these observables using $\frac{d}{dt} \langle \mathcal{O} \rangle = \text{Tr}[\dot{\rho} \mathcal{O}]$, with the time-dependence of the density matrix given by Eq.(4) of the main text (below we set $\hbar = 1$),

$$\dot{\rho} = -i [H_{\text{RWA}}, \rho] + (n_B + 1) \Gamma \left(a \rho a^\dagger - \frac{1}{2} \{ a^\dagger a, \rho \} \right) + n_B \Gamma \left(a^\dagger \rho a - \frac{1}{2} \{ a a^\dagger, \rho \} \right),$$

with $n_B = 1/(e^{\omega_p/k_B T} - 1)$ and $H_{\text{RWA}} = \frac{\tilde{\omega}_q}{2} \sigma_3 + g(a\sigma_+ + a^\dagger\sigma_-) + \tilde{\omega}_p a^\dagger a + \lambda(a + a^\dagger)$. Here, in the rotating frame, the reduced frequencies are given by $\tilde{\omega}_i = \omega_i - \omega$. The qubit-phonon coupling is denoted by g , and the strength of the external driving field is denoted by λ .

Using the commutation rule $aa^\dagger = a^\dagger a + 1$ and the cyclic property of the trace, $\text{Tr}[AB] = \text{Tr}[BA]$, we find:

$$\begin{aligned}\langle \dot{a} \rangle &= (-i\tilde{\omega}_p - \Gamma/2)\langle a \rangle - i\lambda - ig\langle \sigma^- \rangle \\ \langle \dot{\sigma}^- \rangle &= -i\tilde{\omega}_q\langle \sigma^- \rangle + ig\langle a\sigma_3 \rangle \\ \langle \dot{\sigma}_3 \rangle &= -2ig(\langle a\sigma^+ \rangle - \langle a^\dagger\sigma^- \rangle).\end{aligned}$$

We close this set of equations by neglecting correlated fluctuations between the qubit and oscillator degrees of freedom, factoring the averages as $\langle a\sigma_3 \rangle \approx \langle a \rangle \langle \sigma_3 \rangle$ and $\langle a\sigma^+ \rangle \approx \langle a \rangle \langle \sigma^+ \rangle$. Using $\langle \sigma^+ \rangle = \langle \sigma^- \rangle^*$ and $\langle a^\dagger \rangle = \langle a \rangle^*$, and as in Ref.[26] defining the complex variables $z = \langle a \rangle$ and $v = 2\langle \sigma^- \rangle$, and a real variable $m = \langle \sigma_3 \rangle$, we obtain

$$\dot{z} = -(i\tilde{\omega}_p + \Gamma/2)z - \frac{i}{2}gv - i\lambda \quad (13)$$

$$\dot{v} = -i\tilde{\omega}_q v + 2igmz \quad (14)$$

$$\dot{m} = -ig(zv^* - vz^*). \quad (15)$$

In this representation, the real and imaginary parts of z describe the oscillator coordinate and momentum, the complex variable v describes the x and y Bloch vector components of the qubit state, and m describes the qubit polarization.

The dynamics described by the nonlinear system in Eqs. (13) - (15) can be quite complex. Here we focus on steady state solutions, $\dot{z} = 0, \dot{v} = 0, \dot{m} = 0$. Setting the right hand side of Eq.(14) to 0, and introducing over-bars to indicate steady state values, we obtain

$$\bar{v} = \frac{2g}{\tilde{\omega}_q} \bar{m} \bar{z}. \quad (16)$$

Note that $\dot{m} = 0$ is automatically satisfied under this condition, see Eq.(15).

Within the semiclassical description, and in the absence of decoherence acting directly on the spin, the variables v and m describe a vector of unit length, $|v|^2 + m^2 = 1$. Using Eq.(16) for \bar{v} , we find $\bar{m}^2 = \left(1 + \frac{4g^2}{\tilde{\omega}_q^2} |\bar{z}|^2\right)^{-1}$. Taking the square root of both sides gives

$$\bar{m}_\pm = \pm \left(1 + \frac{4g^2}{\tilde{\omega}_q^2} |\bar{z}|^2\right)^{-1/2}, \quad (17)$$

where the subscript \pm indicates two branches of solutions to the square root. Setting $\dot{z} = 0$ in Eq.(13), and using Eqs.(16) and (17), we find that the oscillator amplitude in the steady state satisfies the relation

$$\frac{\lambda^2}{|z_\pm|^2} = (\Gamma/2)^2 + \left(\tilde{\omega}_p \pm \frac{g^2}{\sqrt{\tilde{\omega}_q^2 + 4g^2|z_\pm|^2}}\right)^2. \quad (18)$$

Self-consistent solutions to Eq.(18) can easily be found numerically. In many parameter regimes, multiple solutions exist due to the non-linearity introduced by the qubit-oscillator coupling. As shown in Fig.3e of the main text, the branches of stable fixed points match well with the peaks in the phonon number distribution, indicating the utility of the semi-classical approach.

Along with the presence of multiple solutions, we expected the typical manifestations of multistable behavior, such as hysteresis and sharp instabilities. The sensitivity to the steady state oscillator amplitude near instability points where stable steady-state solutions disappear may be useful for sensing applications. Closely related behavior has already proved quite useful in providing a sensitive read-out mechanism for superconducting qubits[28].

APPENDIX C: INTERPRETATION OF RESULTS FOR CHARGE-SENSING-BASED DETECTION

As stated in the main text, the oscillatory motion of the CNT resonator can be detected using a charge sensing scheme in which the conductance of a mesoscopic conductor, such as a QD or quantum point contact, is modulated via capacitive coupling to the charged mechanical resonator. At a given source-drain bias on the mesoscopic conductor, the current depends on the displacement u of the resonator due to their capacitive coupling. A nonlinear dependence of the current on the resonator displacement is desired for displacement sensing, $I(t) \approx I_0 + I_1 u(t) + I_2 u^2(t)$. Such

a dependence is present in, e.g., a QD tuned to the middle of a Coulomb-blockade peak (corresponds to $I_1 = 0$ and $I_2 < 0$), or to the onset of a Coulomb-blockade peak ($I_1 > 0$ and $I_2 > 0$). Here we show that under such conditions, and neglecting detector back-action on the oscillator, the steady-state time-averaged current $\langle I \rangle$ through the charge-sensing mesoscopic conductor is sensitive to the steady-state average number \bar{n} of phonons in the oscillator. Therefore, the results plotted in Fig. 3b, d, g, h of the main text can be interpreted as being proportional to the measured signal $\langle I \rangle - I_0$ in the charge-sensing setup described above, hence that setup would allow for the experimental confirmation of the predicted features.

The steady-state time-averaged current $\langle I \rangle$ through the charge-sensing conductor is given by

$$\langle I \rangle = \lim_{\tau \rightarrow \infty} \frac{1}{\tau} \int_0^\tau dt I(t) = I_0 + I_2 \lim_{\tau \rightarrow \infty} \frac{1}{\tau} \int_0^\tau dt u^2(t). \quad (19)$$

The instantaneous square displacement is expressed with the steady-state density matrix $\bar{\rho}$ and the position operator $x(t)$, both represented in the rotating frame, as

$$u^2(t) = \text{Tr} \{ \bar{\rho} x^2(t) \} = \text{Tr} \left\{ \bar{\rho} \left[\frac{\ell_0}{\sqrt{2}} (a e^{-i\omega t} + a^\dagger e^{i\omega t}) \right]^2 \right\} \quad (20)$$

Substitution of this expression to Eq. (19) yields

$$\langle I \rangle - I_0 = I_2 \ell_0^2 \left(\bar{n} + \frac{1}{2} \right), \quad (21)$$

as stated above.

-
- [1] A. D. O'Connell, M. Hofheinz, M. Ansmann, R. C. Bialczak, M. Lenander, Erik Lucero, M. Neeley, D. Sank, H. Wang, M. Weides, J. Wenner, J. M. Martinis, and A. N. Cleland, *Nature* **464**, 697 (2010).
- [2] H. B. Peng, *Phys. Rev. Lett.* **97**, 087203 (2006).
- [3] C. Chen, S. Rosenblatt, K. I. Bolotin, W. Kalb, P. Kim, I. Kymissis, H. L. Stormer, T. F. Heinz, and James Hone, *Nature Nanotechnology* **4**, 861 (2009).
- [4] G. A. Steele, A. K. Hüttel, B. Witkamp, M. Poot, H. B. Meerwaldt, L. P. Kouwenhoven and H. S. J. van der Zant, *Science* **28**, 1103 (2009).
- [5] H.-Y. Chiu, P. Hung, H. W. Ch. Postma, and M. Bockrath, *Nano Lett.* **8**, 4342 (2008).
- [6] B. Lassagne, D. Garcia-Sanchez, A. Aguasca, and A. Bachtold, *Nano Lett.* **8**, 3735 (2008).
- [7] B. Lassagne, D. Ugnati, and M. Respaud, *Phys. Rev. Lett.* **107**, 130801 (2011).
- [8] D. Loss and D. P. DiVincenzo, *Phys. Rev. A* **57**, 120 (1998).
- [9] J. R. Petta, A. C. Johnson, J. M. Taylor, E. A. Laird, A. Yacoby, M. D. Lukin, C. M. Marcus, M. P. Hanson, and A. C. Gossard *Science* **309**, 2180 (2005).
- [10] B. Trauzettel, D. V. Bulaev, D. Loss, and G. Burkard, *Nature Phys.* **3**, 192 (2007).
- [11] D. V. Bulaev, B. Trauzettel, and D. Loss, *Phys. Rev. B* **77**, 235301 (2008).
- [12] P. Struck and G. Burkard, *Phys. Rev. B* **82**, 125401 (2010).
- [13] D. Rugar, R. Budakian, H. J. Mamin and B. W. Chui, *Nature* **430**, 329 (2004).
- [14] P. Rabl, P. Cappellaro, M. V. Gurudev Dutt, L. Jiang, J. R. Maze and M. D. Lukin, *Phys. Rev. B* **79**, 041302(R) (2009).
- [15] P. Rabl, S. J. Kolkowitz, F. H. L. Koppens, J. G. E. Harris, P. Zoller and M. D. Lukin, *Nat. Phys.* **6**, 602 (2010).
- [16] F. Kuemmeth, S. Ilani, D. C. Ralph, P. L. McEuen, *Nature* **452**, 448 (2008).
- [17] T. S. Jespersen, K. Grove-Rasmussen, J. Paaske, K. Muraki, T. Fujisawa, J. Nygard, and K. Flensberg, *Nat. Phys.* **7**, 348 (2011).
- [18] G. D. Mahan, *Phys. Rev. B* **65**, 235402 (2002).
- [19] E. Mariani and F. von Oppen, *Phys. Rev. B* **80**, 155411 (2009).
- [20] M. Rudner and E. I. Rashba, *Phys. Rev. B* **81**, 125426 (2010).
- [21] K. Flensberg and C. M. Marcus, *Phys. Rev. B* **81**, 195418 (2010).
- [22] See Appendices for more details.
- [23] A. K. Hüttel, G. A. Steele, B. Witkamp, M. Poot, L. P. Kouwenhoven and H. S. J. van der Zant, *Nano Lett.* **9**, 2547 (2009).
- [24] H. O. H. Churchill, F. Kuemmeth, J. W. Harlow, A. J. Bestwick, E. I. Rashba, K. Flensberg, C. H. Stwertka, T. Taychatanapat, S. K. Watson, and C. M. Marcus, *Phys. Rev. Lett.* **102**, 166802 (2009).
- [25] E. T. Jaynes and F. W. Cummings, *Proceedings of the IEEE* **51**, 89 (1963).
- [26] P. Alsing and H. J. Carmichael, *Quantum Opt.* **3**, 13 (1991).
- [27] L. S. Bishop, E. Ginossar, and S. M. Girvin, *Phys. Rev. Lett.* **105**, 100505 (2010).
- [28] M. D. Reed, L. DiCarlo, B. R. Johnson, L. Sun, D. I. Schuster, L. Frunzio, and R. J. Schoelkopf, *Phys. Rev. Lett.* **105**, 173601 (2010).
- [29] R. G. Knobel and A. N. Cleland, *Nature* **424**, 291 (2003).
- [30] See e.g., J. M. Elzerman, R. Hanson, L. H. Willems van Beveren, B. Witkamp, L. M. K. Vandersypen, and L. P. Kouwenhoven, *Nature* **430**, 431 (2004).
- [31] A. Wallraff, D. I. Schuster, A. Blais, L. Frunzio, J. Majer, M. H. Devoret, S. M. Girvin, and R. J. Schoelkopf, *Phys.*

- Rev. Lett. **95**, 060501 (2005).
- [32] P. Rabl, S. J. Kolkowitz, F. H. L. Koppens, J. G. E. Harris, P. Zoller, and M. D. Lukin, *Nature Physics* **6**, 602 (2010).
- [33] A. Imamoglu, D. D. Awschalom, G. Burkard, D. P. DiVincenzo, D. Loss, M. Sherwin and A. Small, *Phys. Rev. Lett.* **83**, 4204 (1999).
- [34] F. H. L. Koppens, C. Buizert, K. J. Tielrooij, I. T. Vink, K. C. Nowack, T. Meunier, L. P. Kouwenhoven, and L. M. K. Vandersypen, *Nature* **442**, 766 (2006).
- [35] C. Ohm, C. Stampfer, J. Splettstoesser, and M. Wegewijs, submitted to *Appl. Phys. Lett.*