



Highlights of the MAGIC Telescopes

JUAN CORTINA¹, FOR THE MAGIC COLLABORATION

¹*Institut de Fisica d'Altes Energies, Barcelona, Spain*
cortina@ifae.es

Abstract: The MAGIC two 17 meter diameter Very High Energy (VHE) γ -ray telescopes have now operated for two years in stereoscopic mode. The performance of the instrument has been evaluated: the integral sensitivity for an energy above 300 GeV is 0.76% crab units (10% Crab units differential sensitivity below 100 GeV) and the analysis threshold energy is 50 GeV. Highlights of the last two years of observations are the measurement of the Crab Nebula spectrum from ~ 50 GeV to ~ 50 TeV; the detection of the Crab pulsar up to an energy of 400 GeV, with energy spectra measured for both P1 and P2; the discovery of two new radiogalaxies at VHE (NGC 1275 and IC-310); the absence of an energy cutoff and the discovery of fast variability in the quasars 3C 279 and PKS 1222+21; the discovery at VHE and the characterization of numerous blazars; upper limits to the VHE emission of the Perseus cluster of galaxies and to Dark Matter annihilation in dwarf Spheroidals and the measurement of the electron+positron spectrum between 100 GeV and 3 TeV. MAGIC is currently undergoing a major upgrade of the readout and trigger electronics, and of the camera of the first telescope.

Keywords: Highlights, MAGIC telescopes, Very High Energy gamma rays, VHE, IACT, pulsars, galactic, extragalactic, clusters of galaxies, dark matter.

1 MAGIC, performance of the stereo system

The two MAGIC Imaging Atmospheric Cherenkov telescopes (IACTs) were built and are currently operated by a collaboration of institutions in Bulgaria (Sofia), Croatia (Croatian consortium), Finland (Tuorla Observatory), Germany (DESY Zeuthen, Universities of Dortmund and Würzburg and MPI for Physics in Munich), Italy (INFN Padova, INFN Siena/Pisa, University of Siena, INFN Udine, an INAF consortium and University of Insubria), Poland (University of Lodz), Spain (Universities of Barcelona, Autònoma Barcelona and Complutense Madrid, and IEEC-CSIC, IFAE, IAA and IAC), and Switzerland (ETH Zurich)¹.

MAGIC is located at the Roque de los Muchachos Observatory in the Canarian island La Palma (Spain) at 28°46' N, 17°53' W and a height of 2200 m.a.s.l. The first single telescope (MAGIC-I) remains the largest IACT yet constructed (17m diameter mirror), a fact which translates into the lowest energy threshold for VHE γ -ray detection. MAGIC-I featured significant novelties in IACTs, such as the fastest sampling of Cherenkov signals to date (2 GSps) or active mirror control. Its ultralight carbon fiber frame and mirrors enable very fast repositioning of the telescope (<20 secs for half a turn), a crucial fact to study the prompt emission of GRBs.

The introduction of a second telescope, MAGIC-II, enabled the instrument to perform stereoscopic observations with significantly better sensitivity, and angular and spec-



Figure 1: A picture of the two MAGIC telescopes at the Roque de los Muchachos observatory.

tral resolutions. Regular observations with the two telescopes started in Fall 2009. See Fig. 1 for a picture of the two IACT system. MAGIC-II was built essentially as an improved copy of MAGIC-I. The main difference between the telescopes are their cameras. MAGIC I camera is composed of 577 hexagonal pixels with an angular size of 0.1° in the inner part of the camera and 0.2° in the outer part. On the contrary, the MAGIC II camera is composed of 1039 0.1° hexagonal pixels.

¹. An updated list of collaboration members can be found at <http://magic.mppmu.mpg.de>

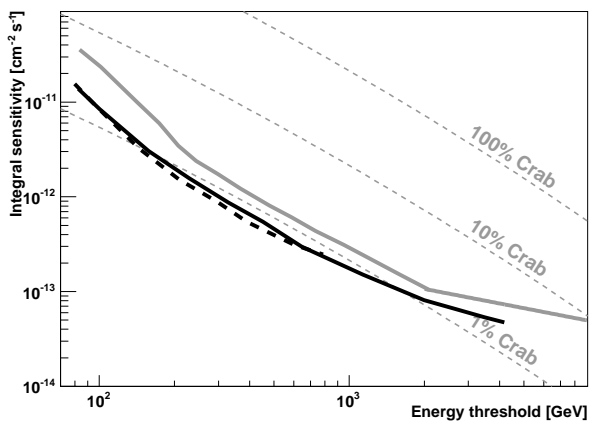


Figure 2: Integral sensitivity of the MAGIC Stereo system, defined as the flux above a given energy for which $N_{\text{excess}}/\sqrt{N_{\text{bgd}}} = 5$ after 50 h. The solid black line shows the values obtained from the Crab data. The dashed black line shows the values obtained from MC estimations (MC gamma rays and MC backgrounds including protons, helium and electrons). In the same figure the MAGIC I sensitivity is shown as a grey solid line. Different fractions of the Crab Nebula flux (dashed grey) are also shown. From [2].

The threshold energy (peak of the energy distribution of stereo recorded events) has been estimated to be 50 GeV assuming a differential spectral index of 2.6. Fig. 2 shows the integral sensitivity of the instrument as a function of energy. For energy above 300 GeV the sensitivity is 0.76% Crab units. There is a good agreement with the predictions from MC simulations. Respect to single telescope (“mono”) observations, a factor ~ 2 improvement in significance is achieved at a few hundred GeV and up to a factor ~ 3 at lower energies. The differential sensitivity remains acceptable (10% Crab units) below 100 GeV.

Stereo observations result in a significant improvement both in angular and spectral resolutions. An angular resolution of 0.07° is reached at 300 GeV. The best spectral resolution of 16% is reached at a few hundred GeV. Find more details about the instrument’s performance in [1, 2].

2 Galactic observations

2.1 Crab Nebula

The Crab Nebula is the standard candle of VHE astronomy and an archetypal Pulsar Wind Nebula. At VHE the spectrum is dominated by Inverse Compton emission. Crucial for understanding this emission is the determination of the peak energy and the clarification of a possible spectrum cutoff at energies above 10 TeV due to Klein-Nishina effects. MAGIC has observed Crab for 49 hours during the past two winter seasons (2009/10 and 2010/11[4]) at zenith angles between 0° and 50° . New analysis techniques have been employed to achieve the lowest possible threshold (see [3]). This large data sample and the

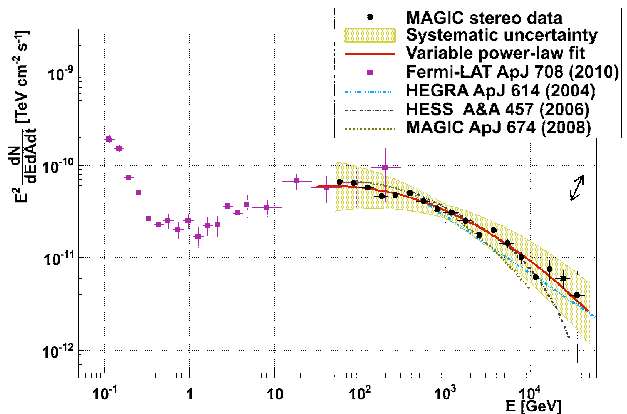


Figure 3: Spectral Energy Distribution of the Crab Nebula obtained with the MAGIC telescopes, together with previous results from IACTs. The black arrow indicates the systematic uncertainty on the energy scale. Figure from [4].

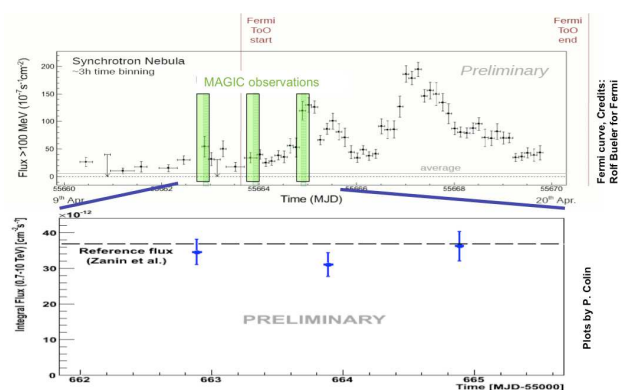


Figure 4: Light curves of the Crab Nebula measured by Fermi/LAT at $E > 100$ MeV and MAGIC in the range 0.7-10 TeV during a large GeV outburst on April 14th, 2011 (MJD 55665). There is no indication of variability at TeV energies.

improved sensitivity of the instrument permit producing a spectrum spanning three orders of magnitude in energy from ~ 50 GeV to ~ 50 TeV, with six spectral points for every decade of energy and first spectral point at 58 GeV. The spectrum can be fitted to a “curved power law”:

$$\frac{dN}{dE} [TeV^{-1} cm^{-2} s^{-1}] = (3.20 \pm 0.05) 10^{-11} \left(\frac{E}{TeV}\right)^{(-2.4 \pm 0.1) + (0.13 \pm 0.02) \log\left(\frac{E}{TeV}\right)}$$

Fig. 3 shows the combined fit of the Fermi/LAT[5] and MAGIC data to a curved power law, along with results from other IACTs. The peak of the IC component of emission is found at 59 ± 6 GeV (statistical errors only). Unfortunately systematic uncertainties make impossible to draw any conclusions regarding the cutoff at > 10 TeV energies.

After recent reports of fast variability at GeV[6, 7] energies and even TeV energies[8], MAGIC has searched for daily variations of the Crab Nebula flux over the above-mentioned data sample, but also during a ~ 3 hour observation period in April 2011 for which Fermi/LAT re-

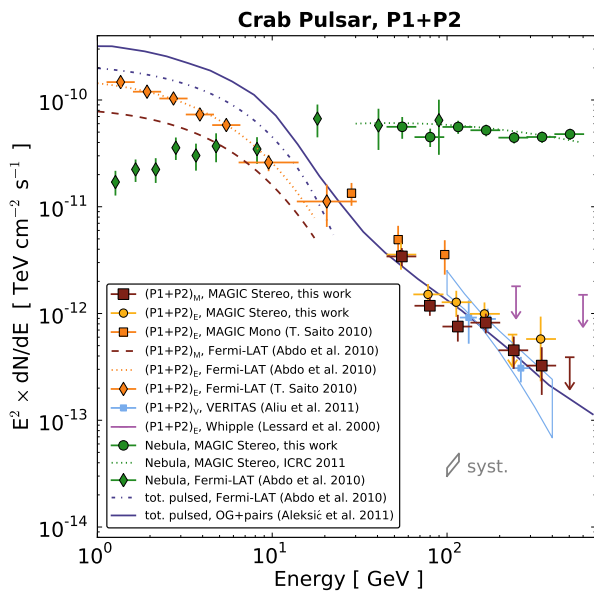


Figure 5: Compilation of spectral measurements of MAGIC, VERITAS and Fermi-LAT for both peaks P1 and P2 together. Points of similar color refer to the same phase intervals (the indices of which refer to MAGIC, EGRET, VERITAS definitions). See the original paper[14] for a full discussion of the phase ranges We refer the reader to this paper also for the model displayed with a blue line: in this model the spectral tails are inverse Compton radiation of secondary and tertiary electron pairs on magnetospheric IR-UV photons.

ports an increase of a factor 15 over the steady flux above 100 MeV[9]. MAGIC in fact observed also on the previous two nights. As shown in Fig. 4 the flux for all three nights was found to be steady within statistical errors of $\sim 10\%$.

2.2 Crab Pulsar

Models for high energy emission (polar cap, outer or slot gap) predict exponential or superexponential cutoffs in pulsar spectra at a few GeV and in fact that is what Fermi/LAT has been observing for all pulsars at 100 MeV - 10 GeV (see e.g. [10]). MAGIC however observed pulsed emission from the Crab pulsar above 25 GeV and a hint for emission above 60 GeV[11]. Recently VERITAS reported detection of pulsed emission in excess of 100 GeV[12].

An analysis of 59 hours taken from Oct. 2007 to Feb. 2009 with MAGIC-I alone resulted in separated spectra for the two peaks of pulsed emission P1 and P2, which show a power law shape between 25 GeV and 100 GeV[15, 13]. The measured flux of P1+P2 is significantly higher than suggested by the extrapolation of the fitted cutoff function determined by Fermi-LAT (more than 5σ even taking systematics into account)

What is more, the analysis of 73 hours of new stereo data allows to detect pulsed emission up to 400 GeV. Again the spectra for P1 and P2 can be measured separately. The spectra of both P1 and P2 are compatible with power

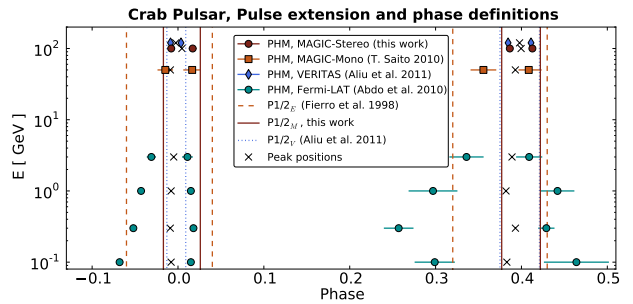


Figure 6: Compilation of pulse profile parameters at different energies, measured by Fermi-LAT, MAGIC mono, MAGIC stereo and VERITAS. The crosses indicate the phase of the peak, while the colored points are the phases of the half-maxima (PHM). Figure from [14].

laws of photon indices 4.0 ± 0.8 (P1) and 3.42 ± 0.26 (P2), respectively, and the ratio P1/P2 between the pulses is 0.54 ± 0.12 . Fig. 5 shows the combined spectrum of both peaks, for mono and stereo MAGIC data, and compares it to the spectra measured by Fermi/LAT[5] and VERITAS. This actually constitutes the first γ -ray spectrum of the Crab Pulsar from 100 MeV to 400 GeV with no gap. The individual spectra are in good agreement within systematics and extend well beyond the exponential/superexponential cutoff at an energy of a few GeV predicted by most of the polar cap or outer gap models. The peaks are significantly narrower than in the GeV regime, and along with MAGIC-I and VERITAS data, a consistent trend in the width of the peaks and in the amplitude ratio P1/P2 from GeV to beyond 100 GeV can be established (Fig. 6).

2.3 SNR/PWN

Stereo observations with the MAGIC system allow to extract higher-resolution sky maps down to energies around 100 GeV. Separate maps of the H.E.S.S. unidentified sources[16] HESS J1857+026[17] and HESS J1923+141[18] could be produced at the energy bands 150-700 GeV and above 700 GeV. The first source may show morphological evolution with energy. Its general morphology and spectral shape support a PWN origin for the γ -ray emission.

The second source is in the field of view of the SNR W51C and has been detected by Fermi/LAT at GeV energies[19]. The emission measured by MAGIC is spatially coincident with that reported by Fermi/LAT, and the measured SED is in agreement with the Fermi/LAT and H.E.S.S. measurements. MAGIC's higher angular resolution shows that the bulk of the VHE γ -ray emission comes from the shocked molecular cloud located where the SNR shell collides with a large molecular cloud observed in radio data. This fact, and the better agreement of radio data with the hadronic scenario, suggests that the γ -ray emission is most likely of hadronic origin.

2.4 γ -ray Binaries

In the past decade, IACTs have established that the luminosity of some binary systems is dominated by γ -rays. Hence they are referred to as “ γ -ray binaries”.

A multiyear study [20, 21, 22, 23] has revealed that the γ -ray binary LS I+61 303 is a variable and periodic source. The VHE emission decreased significantly in 2008, but, thanks to the increased sensitivity of the stereo system, MAGIC detected it significantly[24] at a flux of less than 5% of Crab during this state of low emission in 2009. In Fall 2010 to Spring 2011 LS I+61 303 had returned to its previous level of VHE emission in excess of 10% of Crab. This may point to a correlation with super-orbital variability[25] due to modulation of the circumstellar wind.

MAGIC has also observed the source HESS J0632+057[28], which had been studied by H.E.S.S.[26] and VERITAS[27] and tentatively associated to a binary system with a period of ~ 320 days in X-rays. VHE emission has indeed been detected in coincidence with the foreseen 2011 X-ray outburst.

Both of the aforementioned binaries may well be powered by the shock between a pulsar wind and the companion stellar wind. There is no evidence so far of VHE emission from microquasar jets[29]. In this respect, MAGIC has recently completed a 4 year long multiwavelength campaign aimed at detecting Cyg X-3 at VHE energies[30]. No evidence for VHE emission has been found and stringent upper limits have been set for the whole data set, for periodicity with the 4.8 hour orbital period, for emission in coincidence with low-hard or high-soft X-ray states, shortly after radio flares or simultaneous with flares at GeV energies.

MAGIC monitored Cygnus X-1 for ~ 50 hrs in 2006, and found an evidence of signal at the level of 4.1σ (post-trial) on September 24th, 2006 [31]. The source was in the low/hard state and in coincidence with a hard X-ray flare. Following this promising result, MAGIC observed the source for an additional 90 hours between July 2007 and November 2009. The last campaign was performed with the stereoscopic system. However, no significant VHE signal was found in this sample.

A search for VHE emission in Sco X-1 in the Horizontal Branch, a state when the radio and hard X-ray fluxes are higher and a powerful relativistic jet is present, has also proved unfruitful[32].

3 Extragalactic observations

IACTs have now established new classes of VHE active galaxies different from blazars. Two starburst galaxies have been discovered (NGC 253 by H.E.S.S.[34] and M 82 by VERITAS[33]), representing a class of objects with no central source and whose γ -rays are probably due to the global emission of cosmic rays in the galaxy. Besides, and among other non-blazar classes, MAGIC has discovered two of the three quasars established at VHE and two of the four VHE

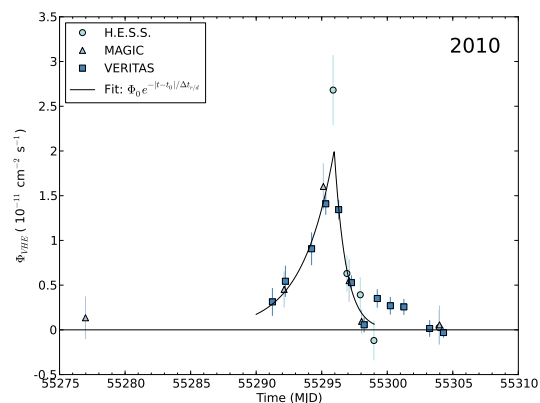


Figure 7: VHE light curve of M 87 during the 2010 flare. The line represents the exponential fits to the data, which result in a rise time of 1.7 days and a decay time of 0.6 days. Figure from [41].

radiogalaxies. Blazars, however, still constitute the majority of extragalactic objects detected at this energy range.

3.1 Radiogalaxies

The study of radiogalaxies may bring new insights into the process accelerating particles in jets. This is so because, in contrast to blazars, they are nearby, so we may be able to pinpoint the VHE emission region using input also from other wavelengths, and because their jets are not aligned with the line of sight, so beaming effects are not so significant. It must be said, however, that blazar-like emission models have been proposed for radiogalaxies. This class of objects may also be responsible for ultrahigh energy cosmic rays[35].

MAGIC is so far responsible for detecting two out of the four VHE radiogalaxies, namely NGC 1275[37] and IC 310[38], both in the Perseus cluster. NGC 1275 was detected during a period of enhanced GeV activity reported by Fermi/LAT[36]. Its spectrum is very steep, with a photon index -4.0 ± 0.4 . The detection was in fact only possible thanks to the improved sensitivity at energies below 100 GeV brought about by the stereo system. IC 310 is the only radiogalaxy of the “head-tail” type detected so far. In contrast to NGC 1275, it displays a very hard spectrum with photon index 2.00 ± 0.14 .

M 87 was the first radiogalaxy discovered at VHE (by HEGRA[39]) and has been extensively studied by H.E.S.S., VERITAS and MAGIC. It is nearby (17 Mpc) and well characterized at other wavelengths. Observations in 2008, using these three IACTs and radio VLBI[40], suggested that VHE γ -rays originated very close to the central black hole (a few Schwarzschild radii, with a Schwarzschild radius of ~ 100 A.U.).

Further cooperation of the three instruments and more multiwavelength observations[41] added essential information

to the understanding of M 87, but may indeed have complicated this interpretation. In total, three flares have been recorded at VHE: one in 2005, one in 2008 and one in 2010. They show significant differences:

- In 2010 the coordinated observations led to the best-sampled VHE light curve during a flaring state from this source (21 observations in 15 days, see Fig. 7), revealing a single, isolated outburst. The measured VHE light curve of the flare is well described by an exponential rise and decay, while the other two VHE flares do not show a clear time structure.
- VLBA 43 GHz observations, triggered by the detection of the VHE are, show no indications for an enhanced radio emission from the jet base in 2010. This is in contrast to the above-mentioned observations in 2008.
- In 2008 and 2010 the VHE flares are accompanied by a high state of the X-ray core with a flux increase by a factor ~ 2 , while in 2005 the strong flux dominance (more than a factor 30) of the nearby X-ray feature HST-1 could have suppressed the detection of such an increase of the core emission.

It is thus unclear how the γ -rays were produced and one may actually wonder if all flares came from the same emission site and are produced through the same mechanism. It must be said however that all flares share very similar time-scales (around 1 day), peak fluxes ($F(>0.35 \text{ TeV}) = (1-3) \times 10^{11} \text{ ph cm}^{-2} \text{ s}^{-1}$), and VHE spectra. In fact, MAGIC has recently studied this object during its low state[42, 43] and found a spectral index which is consistent with that measured during the high state. This indicates that the same emission mechanism may be responsible for both the high and low states of emission.

3.2 Quasars

MAGIC has claimed the detection of two out of three quasars known to emit at VHE. Quasars are distant objects and, as such, instrumental to constrain the level of Extragalactic Background Light (EBL) which attenuates the flux of γ -rays of GeV to TeV energies. Besides, the intense optical/UV radiation field present in quasars results in strong attenuation intrinsic to the source and is expected to distort the VHE spectrum.

3C 279 ($z=0.536$) is the farthest VHE source detected so far. It was discovered by MAGIC at VHE in 2006[44] and allowed to place very strong constraints on the density of EBL, which have only now been confirmed by the detection of a second quasar.

This second quasar, PKS 1222+21 ($4C +21.35$, $z=0.432$), has been discovered by MAGIC in 2010[46, 45]. The detection of PKS 1222+21 coincides with high GeV γ -ray activity measured by Fermi/LAT[48]. The VHE flux varies significantly within the 30 minutes of exposure implying a

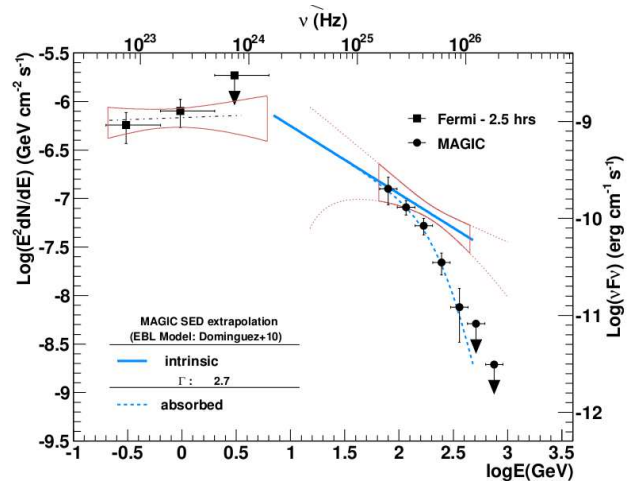


Figure 8: High energy SED of PKS 1222+21 during the flare of 2010 June 17 (MJD 55364.9), showing Fermi/LAT (squares) and MAGIC (circles) differential fluxes. A red bow tie in the MeV/GeV range represents the uncertainty of the likelihood fit to the Fermi/LAT data. The unfolded and deabsorbed spectral fit of the MAGIC data is also shown as a grey bow tie, extrapolated to lower and higher energies (dotted lines). A thick solid line (photon index $\Gamma = 2.7$) indicates a possible extrapolation of the MAGIC deabsorbed data to lower energies. The thick dashed line represents the EBL absorbed spectrum obtained from the extrapolated intrinsic spectrum using the model of [47]. Figure from [45].

flux doubling time of about 10 minutes. As shown in Fig. 8 the VHE to GeV spectrum, corrected for the absorption by the EBL, can be described by a single power law with photon index 2.72 ± 0.34 between 3 GeV and 400 GeV, consistent with γ -ray emission belonging to a single component in the jet. The absence of a spectral cutoff at 30-60 GeV (indeed, one finds a strict lower limit $E_c > 130 \text{ GeV}$) constrains the γ -ray emission region to lie outside the broad line region, which would otherwise absorb the VHE γ -rays. Together with the detected fast variability, this challenges present emission models from jets in FSRQs.

Recent MAGIC observations of 3C 279[49, 50] show the same apparent contradiction. Some explanations have already been proposed in order to solve it, invoking the presence of very compact emission regions embedded within the large scale jet or the possibility of a very strong jet recollimation (see [45] for more details).

3.3 Blazars

Blazars still constitute the vast majority of extragalactic sources detected at VHE. About 40 blazars have been detected at this energy range, 14 of them by MAGIC.

Among the most recent results regarding this class of objects are:

- The detection of 3C 66A[51] in December 2009 and January 2010 with a photon index

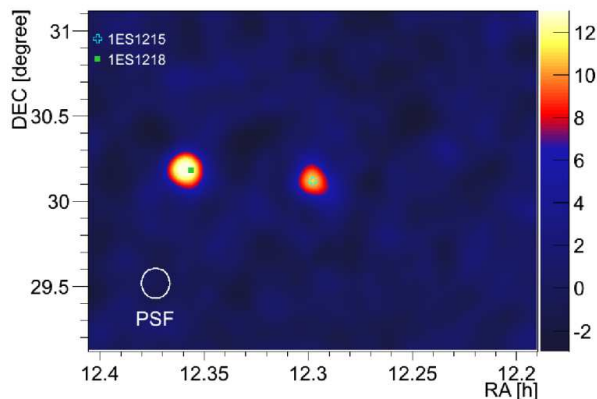


Figure 9: Significance skymaps corresponding to the 2011 observations of the field of view of 1ES 1215+303 and 1ES 1218+304, at a time when both objects were active in VHE γ -rays. Figure from [53].

$3.64 \pm 0.39(\text{stat}) \pm 0.25(\text{sys})$. From the spectra corrected for absorption by the EBL the redshift of the blazar can be constrained to $z < 0.68$.

- First multiwavelength campaign including VHE coverage on the HBL 1ES 1011+496[52]. The campaign resulted in the first confirmation of the source at VHE at a flux level similar to that measured during the discovery. No apparent correlation between the flux levels in VHE, optical and X-rays was found. The data was modelled by a one-zone SSC and a self-consistent two-zone SSC model which fit the points well indicating that the SSC scenario is sufficient to describe the emission mechanisms of the source.
- Observations of the two BL Lac objects 1ES 1215+303 and 1ES 1218+304[53], in the same field of view for MAGIC and separated by 0.8 deg, in 2010 and 2011 (see Fig. 9). It resulted in the first detection at VHE of 1ES 1215+303 and a high quality measurement of the spectrum of 1ES 1218+304, an already known VHE gamma-ray emitter[54].
- Dedicated monitoring observations of the nearby BL Lacs Mrk 501, Mrk 421, 1ES 1959+650 since 2006[55], meant to estimate their duty cycle, investigate potential spectral changes during periods of different source activity, correlate the results with multiwavelength observations and search for potential periodic behavior.
- Two multiwavelength campaigns[57] on the high-frequency peaked blazars Mrk 180 and 1ES 2344+514 involving instruments from radio to VHE (RATAN-600, Metsähovi, Effelsberg, VLBA, IRAM, KVA, Swift, AGILE, Fermi/LAT and MAGIC-I).

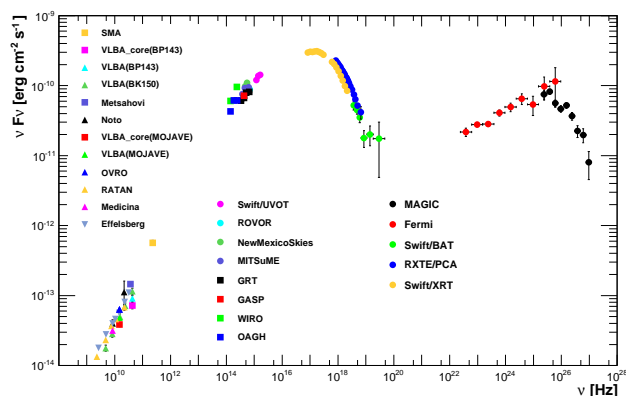


Figure 10: Spectral energy distribution of Mrk 421 averaged over all the observations taken during the multifrequency campaign from 2009 January 19 (MJD 54850) to 2009 June 1 (MJD 54983). The legend reports the correspondence between the instruments and the measured fluxes. The reader may find more details and the original figure in [58].

- Very recent discovery of a new blazar, 1ES 1741+196, whose host of the largest and most luminous in all BL Lacs, and MG4 J2001+438[56]. We refer the reader to [50] for more details and reports on other extragalactic observations.

In general, optical monitoring of a selected number of targets with the KVA optical telescope has proved to be a successful means to discover new AGNs at VHE. KVA observes concurrently with MAGIC in La Palma and triggers VHE observations when a source reaches a high optical state. During mono operation with MAGIC-I, this strategy resulted in the discovery of Mrk 180 (HBL, $z=0.045$), 1ES 1011+496 (HBL, $z=0.212$) and S5 0716+714 (LBL, $z \sim 0.31$). During the last two years of stereo observations, in the discovery of B3 2247+381 (HBL, $z=0.119$) and 1ES 1215+303 (HBL, $z=0.130$ or $z=0.237$).

During the past years, MAGIC has organized a good number of multiwavelength observations involving many instruments, lately also Fermi/LAT. Strictly simultaneous broad-band SEDs are key to modeling blazars in a reliable manner. Besides the above-mentioned examples, this is well illustrated by recent simultaneous observations of Mrk 421 in [58, 59, 60], which resulted in the SED shown in Fig. 10. The unprecedented sampling allows to put tight constraints on the model parameter space.

3.4 Gamma Ray Bursts

MAGIC was especially designed to search for the prompt emission of GRBs. The telescope can move 180 deg in 20 seconds and does so in a totally automatic manner after an alert from GCN. MAGIC is observing an average of about one GRB every month. No detection has been achieved so far. MAGIC has lately reported a limit on the afterglow emission[61].

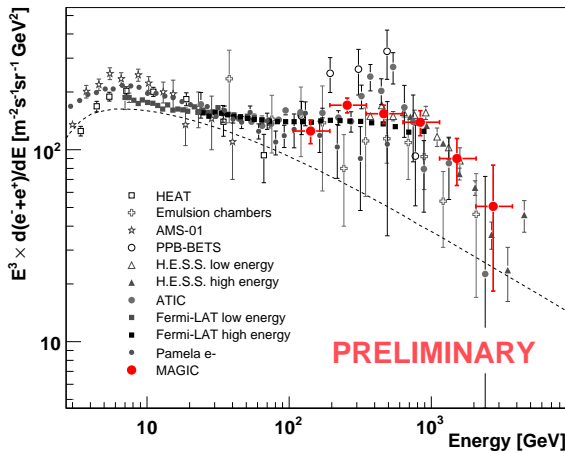


Figure 11: Spectrum of electrons and positrons measured with MAGIC, along with other measurements from instruments on orbit, balloons and IACTs. MAGIC extends the spectrum produced by IACTs down to 100 GeV. Figure from [64].

In Spring 2011 MAGIC observed GRB 110328 (Swift J164449.3+573451), later disregarded as GRB due to long-lasting activity and which probably represents the birth of a black-hole relativistic jet [62, 63]. MAGIC observed starting 2.5 days after the onset of the event detecting no significant excess. Preliminary upper limits have been extracted[50].

4 Cosmic ray measurements, galaxy clusters and dark matter searches

4.1 Cosmic ray measurements

IACTs may discriminate showers initiated by electrons or positrons from the background of hadronic cosmic ray showers through the image shape. A first sample of 14 hours of extragalactic observations has allowed to measure the combined e^-/e^+ spectrum in the energy range between 100 GeV and 3 TeV[64]. The preliminary result is shown in figure 11. The spectrum can be fitted to a power-law with differential index $3.16 \pm 0.06(\text{stat}) \pm 0.15(\text{sys})$. The spectrum is in good agreement with previous measurements (the bump observed by ATIC cannot be excluded or confirmed though).

The fact that electrons and positrons deflect in opposite directions in the geomagnetic field means that the shadows cast by the Moon in the distribution of arrival directions of electrons and positrons do not coincide. By pointing the telescopes to these two positions and discriminating electron/positron events from the hadronic background, one can measure the ratio of electrons to positrons at the energy range from hundreds of GeV to some TeV. Even if the technique is challenging because of the high background light induced by the Moon, the MAGIC collaboration has

managed to perform for the first time such observations in 2010 and 2011[65]. The detection of the electron Moon shadow will however require several years of observations due to the short observation time which is available every year at the right phase of the Moon and zenith angle.

4.2 γ -rays from cosmic rays and dark matter annihilation in galaxy clusters

Cluster of galaxies are expected to be significant γ -ray emitters for several reasons. To begin with, they are still actively evolving objects, so they should dissipate energies of the order of the final gas binding energy through merger and accretion shocks as well as turbulences, all of which may accelerate electrons and protons to VHE. Besides clusters host powerful sources like radio galaxies and supernova-driven galactic winds. In addition, clusters often show direct evidence for shocks and turbulence as well as relativistic particles. To conclude, galaxy clusters present very large mass-to-light ratios (M/L) and considerable Dark Matter (DM) overdensities, which make them into good targets to search to γ -rays produced in the annihilation or decay of DM particles.

The Perseus cluster, at a distance of 78 Mpc, is the brightest X-ray cluster and hosts a massive cooling flow and a luminous radio mini-halo that fills a large fraction of the core region. MAGIC conducted the deepest survey ever made at VHE of the Perseus cluster, collecting data both in mono mode (~ 25 hours between November and December 2008 [66]) and in stereoscopic mode (~ 90 hr between October 2009 and February 2011[67]).

These observations already resulted in the aforementioned detection of the two radiogalaxies NGC 1275 and IC 310. Besides, mono observations permitted to constrain the average CR-to-thermal pressure to $< 4\%$ for the cluster core region and to $< 8\%$ for the entire cluster. Stereo observations allow to significantly tighten the previous constraints and to start to probe the acceleration physics of CRs at structure formation shocks[68]. The estimation and interpretation of the flux upper limits, however, are still ongoing.

Mono observations were also used to limit the emission produced by DM annihilation[66]. The cluster DM density profile was modeled with a Navarro-Frank-White profile and the DM particle was assumed to be the neutralino within the mSUGRA scenario. Even considering one of the most optimistic values for the particle physics factor, the predicted fluxes are still of the order of 10^4 times below the measured upper limits. Nevertheless it is worth mentioning that Perseus has turned out to be a challenging target for DM searches, precisely because of the presence of bright γ -ray sources in the field of view, and because the expected flux is much smaller than that coming from CR interactions and may be too extended (see [67] and references within).

4.3 Other DM searches

Along with the observations of the Perseus cluster, MAGIC is searching for emission produced by DM annihilation in so-called “Unassociated Fermi Objects” (UFOs). These are sources detected by Fermi/LAT[70] which do not have a counterpart at other wavelengths. UFOs far from the galactic plane and displaying especially hard spectra may be associated to mini-halos of DM in our galaxy[69]. So far, MAGIC has produced upper limits to the emission of two UFOs, 1FGL J0338.8+1313 and 1FGL J2347.3+0710, after relatively short exposures of the order of 10 hours.

Dwarf spheroidals (dSph) orbiting our galaxy are prime candidates to search for DM annihilation signals on account of their high M/L and their short distances. MAGIC has observed the dSph Draco[71], Willman-1[72] and lately Segue-1[73, 74]. Segue1 is considered by many as the most DM dominated satellite galaxy near our galaxy. The 30 hour MAGIC observation represents the largest survey ever made on a single dSph by IACTs. No significant gamma-ray emission was found. A novel analysis takes into account the spectral features of the γ -ray spectrum of specific DM models in a Supersymmetric scenario[74]. Limits are however still a factor 600 above the most optimistic expectations of these models. More observations of dSph are under way.

5 MAGIC Upgrade

Besides field tests of novel types of photodetectors which may significantly boost the photon detection performance of MAGIC[75], the most significant activity at the MAGIC site is a general upgrade scheduled this year and in 2012.

The MAGIC telescopes were shut down on June 15th, 2011, to perform several major hardware interventions:

- Both telescopes will be equipped with a new 2 GSamples/s readout based on DRS4 chip (linear, low dead time, low noise).
- The camera of MAGIC-I will be upgraded from 577 to 1039 pixels to match the camera geometry and the trigger area of MAGIC-II.
- Both telescopes will be equipped with “sumtrigger” covering the total conventional trigger area[76].

After the upgrade, we expect some improvement in sensitivity for point sources and significantly better performance for extended sources. The introduction of sumtriggers in both telescopes will lead to a reduction of the energy threshold. The intervention also aims at making the hardware of both telescopes essentially equal, thereby making the maintenance and operation easier in the future.

6 Conclusions

The MAGIC two 17 meter diameter Very High Energy (VHE) γ -ray telescopes have now operated for two years in stereoscopic mode. Based on a long Crab nebula observation in the last two winters, the performance of the instrument has been evaluated: the analysis threshold energy has decreased to 50 GeV, the integral sensitivity at its optimal range above 300 GeV is 0.76% Crab units, the differential sensitivity 10% Crab units at sub-100 GeV energies.

Highlights of the last two years of observations are the measurement of the Crab Nebula spectrum over three decades in energy, from ~ 50 GeV to ~ 50 TeV, which has made a precise determination of the position of the IC peak possible; the detection of the Crab pulsar up to an energy of 400 GeV, with energy spectra measured for both P1 and P2 and no evidence for a spectral cutoff; the discovery of two new radiogalaxies at VHE (NGC 1275 and IC-310) displaying very different spectra; the absence of an energy cutoff and the discovery of fast variability in the quasars 3C 279 and PKS 1222+21, both facts challenging current models of VHE emission in quasars; the discovery at VHE and the characterization of numerous blazars; upper limits to the VHE emission of the Perseus cluster of galaxies and to Dark Matter annihilation in unassociated Fermi objects and dwarf Spheroidals; and the measurement of the electron+positron spectrum between 100 GeV and 3 TeV.

A major upgrade of the readout and trigger electronics of both telescopes, and of the camera of the first MAGIC telescope are currently ongoing.

Acknowledgments

The author would like to thank the organizers of the 32nd ICRC for the opportunity to present the latest results of MAGIC at the conference and his colleagues in the collaboration for their numerous comments and corrections. The MAGIC collaboration also thanks the Instituto de Astrofísica de Canarias for the excellent working conditions at the Observatorio del Roque de los Muchachos in La Palma. The support of the German BMBF and MPG, the Italian INFN, the Swiss National Fund SNF, and the Spanish MICINN is gratefully acknowledged. This work was also supported by the Marie Curie program, by the CPAN CSD2007-00042 and MultiDark CSD2009-00064 projects of the Spanish Consolider-Ingenio 2010 programme, by grant DO02-353 of the Bulgarian NSF, by grant 127740 of the Academy of Finland, by the YIP of the Helmholtz Gemeinschaft, by the DFG Cluster of Excellence “Origin and Structure of the Universe”, and by the Polish MNiSzW grant 745/N-HESS-MAGIC/2010/0.

References

- [1] Carmona E. et al. for the MAGIC Coll., “Performance of the MAGIC Stereo System”, proc. 32nd ICRC, Bei-

- jing, 2011, and arXiv:1110.0947.
- [2] Aleksić J. et al. (the MAGIC Coll.), “Performance of the MAGIC stereo system obtained with Crab Nebula data”, 2011, submitted to *Astrop. Phys.*, and arXiv:1108.1477.
- [3] Lombardi, S. et al. for the MAGIC Coll., “Advanced stereoscopic gamma-ray shower analysis with the MAGIC telescopes”, proc. 32nd ICRC, Beijing, 2011, and arXiv:1109.6195.
- [4] Zanin R. et al. for the MAGIC Coll., “MAGIC measurement of the Crab Nebula spectrum over three decades in energy”, proc. 32nd ICRC, Beijing, 2011, and arXiv:1110.2987
- [5] Abdo A.A. et al., *Ap. J.* 2010 **708**: 1254-1267.
- [6] Tavani M. et al., *Science* 2011 **331**: 736-739.
- [7] Abdo A.A. et al., *Science* 2011 **331**: 739-742.
- [8] ARGO Coll., 2011, *Astronomical Telegram* 2921.
- [9] R. Bueller for the Fermi/LAT Coll., proc. Fermi Symp. 2011.
- [10] Abdo A. A. et al., *Astrophys. J. Suppl.* 2010 **187**: 460-494.
- [11] Aliú E. et al., *Science* 2008 **322**: 1221-1224.
- [12] Aliú et al., *Science* 2011 **334**: 69-72.
- [13] Aleksić J. et al. (the MAGIC Coll.), “Observations of the Crab pulsar above 25 GeV with the MAGIC I telescope”, 2011, submitted to *Ap. J.*, and arXiv:1108.5391.
- [14] Aleksić J. et al. (the MAGIC Coll.), “Phase-resolved energy spectra of the Crab Pulsar in the range of 50-400 GeV measured with the MAGIC Telescopes”, 2011, submitted to *A&A*, and arXiv:1109.6124.
- [15] Saito, T.Y. et al. for the MAGIC Coll., “Observations of the Crab pulsar with the MAGIC telescopes”, proc. 32nd ICRC, Beijing, 2011, and arXiv:1109.6100.
- [16] Aharonian, F. A., et al. (H.E.S.S. Coll.), *Science* 2005 **307**: 1938.
- [17] Klepser, S. et al. for the MAGIC Coll., “Mapping the extended TeV source HESS J1857+026 down to Fermi-LAT energies with the MAGIC telescopes”, proc. 32nd ICRC, Beijing, 2011, and arXiv:1109.6448.
- [18] Carmona E. et al. for the MAGIC Coll., “Probing proton acceleration in W51C with MAGIC”, proc. 32nd ICRC, Beijing, 2011, and arXiv:1110.0950.
- [19] Abdo A. A. et al., *Ap. J.* 2009 **706**: L1-6.
- [20] Albert J. et al. (the MAGIC Coll.), *Science* 2006 **312**: 1771.
- [21] Albert J. et al. (the MAGIC Coll.), *Ap. J.* 2008 **684**: 1351.
- [22] Anderhub H. et al. (the MAGIC Coll.), *Ap. J.* 2009 **706**: L27-L32.
- [23] Albert J. et al. (the MAGIC Coll.), *Ap. J.* 2009 **693**: 303-310.
- [24] Jogler T., Blanch O. for the MAGIC Coll., “Detection of LS I +61 303 in a low VHE gamma-ray emission state with the MAGIC telescopes”, proc. 32nd ICRC, Beijing, 2011, and arXiv:1110.1681.
- [25] Gregory P. C., *Ap. J.* 2002 **525**: 427-434.
- [26] Aharonian, F. A. et al. (the HESS Coll.), *A.&A.* 2007 **469**: L1-L4.
- [27] Acciari, V. A. et al. (the VERITAS Coll.), *Ap. J. Lett.* 2009 **698**: L94-L97.
- [28] Jogler T. et al. for the MAGIC Coll., “MAGIC detection of the putative gamma-ray binary HESS J0632+057”, proc. 32nd ICRC, Beijing, 2011, and arXiv:1110.1682.
- [29] Zanin R. et al. for the MAGIC Coll., “Search for VHE signals from microquasars with MAGIC”, proc. 32nd ICRC, Beijing, 2011, and arXiv:1110.1581
- [30] Aleksić J. et al. (the MAGIC Coll.), *Ap. J.* 2010 **721**: 843.
- [31] Albert, J. et al. (the MAGIC Coll.), *Ap. J.* 2007, **665**: L51
- [32] Aleksić J. et al. (the MAGIC Coll.), *Ap. J.* 2011 **735**: L5-8.
- [33] Acciari V. A. et al. (the VERITAS Coll.), *Nature* 2009 **462**: 770-772.
- [34] Aharonian, F. A. et al. (the HESS Coll.), *Science* 2009 **326**: 1080.
- [35] Rachen J. P., proc of XXth Rencontres de Blois, 2008, “Challenges in Particle Astrophysics”, and arXiv:0808.0349
- [36] Donato D., Wood D., Cheung C. C. for the Fermi/LAT Coll., *Astronomical telegram* 2737
- [37] Hildebrand D. et al. for the MAGIC Coll., “MAGIC detection of VHE emission from NGC1275”, proc. 32nd ICRC, Beijing, 2011.
- [38] Aleksić J. et al. (the MAGIC Coll.), *Ap. J.* 2010 **723**: L207-212.
- [39] Aharonian F. A. et al. (the HEGRA Coll.), *A.&A.* 2003 **403**: L1-L5.
- [40] Acciari V. A. et al., *Science* 2009 **325**: 444-448.
- [41] Abramowski A. et al., “The 2010 Very High Energy gamma-ray flare and 10 years of multiwavelength observations of M 87” submitted to *Ap. J.*
- [42] Berger K. et al. for the MAGIC Coll., “MAGIC observations of the giant radio galaxy M87 in a low emission state between 2005 and 2007”, proc. 32nd ICRC, Beijing, 2011, and arXiv:1109.5879.
- [43] Aleksić J. et al. (the MAGIC Coll.), “MAGIC observations of the giant radio galaxy M87 in a low emission state between 2005 and 2007”, submitted to *A&A*.
- [44] Albert J. et al. (the MAGIC Coll.), *Science* 2008 **320**: 1752-1754.
- [45] Becerra-González J. et al. for the MAGIC Coll., “Testing the emission models of blazar jets with the MAGIC telescopes”, proc. 32nd ICRC, Beijing, 2011, and arXiv:1109.6446.
- [46] Aleksić J. et al. (the MAGIC Coll.), *Ap. J. Lett.* 2011, **730**: L8-L11.
- [47] Domínguez A. et al., *MNRAS* 2011, **410**: 2556
- [48] Tanaka Y. T. et al., *Ap. J.* 2011, **733**: 19
- [49] Aleksić J. et al. (the MAGIC Coll.), *A.&A.* 2011, **530**: A4
- [50] Berger K. for the MAGIC Coll., “Overview of the results from extra-galactic observations with the MAGIC telescopes”, proc. 32nd ICRC, Beijing, 2011, and arXiv:1109.5860.

- [51] Klepser, S., Saito, K. for the MAGIC Coll., “Stereo-
scopic Observations of the Blazar 3C 66A with the
MAGIC Telescopes”, proc. 32nd ICRC, Beijing, 2011,
and arXiv:1109.6451.
- [52] Reinthal R. et al. for the MAGIC Coll., “Multi-
Wavelength Observations of the HBL Object 1ES
1011+496 in Spring 2008”, proc. 32nd ICRC, Beijing,
2011, and arXiv:1109.6504.
- [53] Colin P. et al. for the MAGIC Coll., “Observation of
the BL Lac objects 1ES 1215+303 and 1ES 1218+304
with the MAGIC telescopes”, proc. 32nd ICRC, Beijing,
2011, and arXiv:1110.0236.
- [54] Albert J. et al. (the MAGIC Coll.), *Ap. J. Lett.* 2006
642: L119-L122.
- [55] Wagner R. et al. for the MAGIC Coll., “Monitor-
ing of bright, nearby Active Galactic Nuclei with the
MAGIC telescopes”, proc. 32nd ICRC, Beijing, 2011,
and arXiv:1109.6774.
- [56] de Lotto, B. for the MAGIC Coll., proc. of the 12th
TAUP conference, September 2011, Munich, Germany
- [57] Rügamer S. et al. for the MAGIC Coll., “MAGIC and
Multi-Wavelength Observations of Mrk 180 and 1ES
2344+514 in 2008”, proc. 32nd ICRC, Beijing, 2011,
and arXiv:1109.6808.
- [58] Abdo A. A. et al., *Ap. J.* 2011 **736**: 131.
- [59] Barres de Almedia U. et al. for the MAGIC Coll.,
“Multifrequency Variability and Correlations from Ex-
tensive Observing Campaigns of Mkn 421 and Mkn
501 in 2009”, proc. 32nd ICRC, Beijing, 2011, and
arXiv:1109.5887.
- [60] Aleksić J. et al. (the MAGIC Coll.), submitted to
A.&A. and arXiv:1106.1589
- [61] Aleksić J. et al. (the MAGIC Coll.), *A.&A.* 2010, **517**:
5.
- [62] Burrows D. N. et al., *Nature* 2011 **476**: 421424.
- [63] Zauderer D. A. et al., *Nature* 2011 **476**: 425428.
- [64] Borla-Tridon D. et al. for the MAGIC Coll., “Mea-
surement of the cosmic electron spectrum with the
MAGIC telescopes” proc. 32nd ICRC, Beijing, 2011.
- [65] Colin P. et al. for the MAGIC Coll., “Probing the
CR positron/electron ratio at few hundreds GeV through
Moon shadow observation with the MAGIC telescopes”,
proc. 32nd ICRC, Beijing, 2011, and arXiv:1110.0183.
- [66] Aleksić, J. et al. (the MAGIC Coll.), *Ap. J.* 2010 **710**:
634.
- [67] Lombardi, S. et al. for the MAGIC Coll., “Obser-
vation of the Perseus galaxy cluster with the MAGIC
telescopes”, proc. 32nd ICRC, Beijing, 2011, and
arXiv:1109.6216.
- [68] Pinzke A., Pfrommer C., *MNRAS* 2010 **409**: 449.
- [69] Nieto D. et al. for the MAGIC Coll., “The search
for galactic dark matter clump candidates with Fermi
and MAGIC”, proc. 32nd ICRC, Beijing, 2011, and
arXiv:1109.5935.
- [70] Abdo A. A. et al. (the Fermi/LAT Coll.), *Ap. J. Suppl.*
2010 **188**: 405.
- [71] Albert, J. et al. (the MAGIC Coll.), *Ap. J.* 2008 **679**:
428.
- [72] Aliú, E. et al. (the MAGIC Coll.), *Ap. J.* 2009 **697**:
1299.
- [73] Aleksić, J. et al. (the MAGIC Coll.), *JCAP* 2011 **6**:
35.
- [74] Aleksić J. et al. for the MAGIC Coll., “Segue 1:
the best dark matter candidate dwarf galaxy surveyed
by MAGIC”, proc. 32nd ICRC, Beijing, 2011, and
arXiv:1109.6781.
- [75] Saito, T.Y. et al. for the MAGIC Coll., “Field
test of the hybrid photodetector R9792U-40 on the
MAGIC camera”, proc. 32nd ICRC, Beijing, 2011, and
arXiv:1109.6099.
- [76] Haefner D. et al. for the MAGIC Coll., “New im-
proved Sum-trigger system for the MAGIC telescopes”,
proc. 32nd ICRC, Beijing, 2011.