

A search for the analogue to Cherenkov radiation by high energy neutrinos at superluminal speeds in ICARUS.

M. Antonello^a, P. Aprili^a, B. Baibussinov^b, M. Baldo Ceolin^b, P. Benetti^c, E. Calligarich^c, N. Canci^a, F. Carbonara^d, S. Centro^b, A. Cesana^f, K. Cieslik^g, D. B. Clineⁱ, A. G. Cocco^d, A. Dabrowska^g, D. Dequal^b, A. Dermenevⁱ, R. Dolfini^c, C. Farnese^b, A. Fava^b, A. Ferrari^j, G. Fiorillo^d, D. Gibin^b, A. Gigli Berzolari^c, S. Gninenkoⁱ, T. Golan^k, A. Guglielmi^b, M. Haranczyk^g, J. Holeczek^l, M. Kirsanovⁱ, J. Kisiel^l, I. Kochanek^l, J. Lagoda^m, S. Mania^l, G. Mannocchiⁿ, A. Menegolli^c, G. Meng^b, C. Montanari^c, S. Otwinowski^h, T. J. Palczewski^m, L. Perialeⁿ, A. Piazzoli^c, P. Picchiⁿ, F. Pietropaolo^b, P. Plonski^o, P. Przewlocki^m, A. Rappoldi^c, G. L. Raselli^c, M. Rossella^c, C. Rubbia^{a,j}, P. Sala^f, E. Scantamburlo^e, A. Scaramelli^f, E. Segreto^a, F. Sergiampietri^p, J. Sobczyk^k, D. Stefan^a, J. Stepianiak^m, R. Sulej^m, M. Szarska^g, M. Terrani^f, F. Varanini^b, S. Ventura^b, C. Vignoli^a, H. Wang^h, X. Yang^h, A. Zawleska^g, K. Zaremba^o, J. Zmuda^k

^a *Laboratori Nazionali del Gran Sasso dell'INFN, Assergi (AQ), Italy*

^b *Dipartimento di Fisica e INFN, Università di Padova, Via Marzolo 8, I-35131, Padova, Italy*

^c *Dipartimento di Fisica Nucleare e Teorica e INFN, Università di Pavia, Via Bassi 6, I-27100, Pavia, Italy*

^d *Dipartimento di Scienze Fisiche, INFN e Università Federico II, Napoli, Italy*

^e *Dipartimento di Fisica, Università di L'Aquila, via Vetoio Località Coppito, I-67100, L'Aquila, Italy*

^f *INFN, Sezione di Milano e Politecnico, Via Celoria 2, I-20123, Milano, Italy*

^g *The Henryk Niewodniczanski, Institute of Nuclear Physics, Polish Academy of Science, Krakow, Poland*

^h *Department of Physics and Astronomy, University of California, Los Angeles, USA*

ⁱ *INR RAS, prospekt 60-letiya Oktyabrya 7a, Moscow 117312, Russia*

^j *CERN, Ch1211 Geneve 23, Switzerland*

^k *Institute of Theoretical Physics, Wroclaw University, Wroclaw, Poland*

^l *Institute of Physics, University of Silesia, 4 Uniwersytecka st., 40-007 Katowice, Poland*

^m *A. Soltan Institute for Nuclear Studies, 05-400 Swierk/Otwock, Warszawa, Poland*

ⁿ *Laboratori Nazionali di Frascati (INFN), Via Fermi 40, I-00044, Italy*

^o *Institute for Radioelectronics, Warsaw Univ. of Technology Pl. Politechniki 1, 00-661 Warsaw, Poland*

^p *Dipartimento di Fisica, Università di Pisa, Largo Bruno Pontecorvo 3, I-56127, Pisa, Italy*

Abstract.

The OPERA collaboration [1] has claimed evidence of superluminal v_ν propagation between CERN and the LNGS. Cohen and Glashow [2] argued that such neutrinos should lose energy by producing photons and e^+e^- pairs, through Z^0 mediated processes analogous to Cherenkov radiation. In terms of the parameter $\delta = (v_\nu^2 - v_c^2)/v_c^2$, the OPERA result implies $\delta = 5 \times 10^{-5}$. For this value of δ a very significant deformation of the neutrino energy spectrum and an abundant production of photons and e^+e^- pairs should be observed at LNGS.

We present an analysis based on the 2010 data set from the ICARUS experiment, located at Gran Sasso and using the same neutrino beam from CERN. We find that the neutrino energy distribution of the ICARUS events in LAr agrees with the expectations for an unperturbed spectrum of the CERN neutrino beam. Our results therefore refute a superluminal interpretation of the OPERA result

according to the Cohen and Glashow prediction [2] for a weak currents analog to Cherenkov radiation.

In particular no superluminal Cherenkov like e^+e^- pair or γ emission event has been directly observed inside the fiducial volume of the “bubble chamber like” ICARUS TPC-LAr detector, setting much stricter limits to the value of δ , comparable with the one due to the observations from the SN1987A.

Description.

The OPERA collaboration has presented evidence of superluminal neutrino propagation [1], reporting a travel time between CERN and the LNGS laboratory of about 60 ns shorter than expected. The OPERA result corresponds to $\delta = (v_\nu^2 - v_c^2)/v_c^2 = 5 \times 10^{-5}$. Observations of ≈ 10 MeV neutrinos from Supernova SN1987a provide the constraint [2-4] $\delta < 4 \times 10^{-9}$ implying a fast energy dependence of the hereby alleged anomaly.

As well known, a charged particle travelling at a speed exceeding the one of light is necessarily emitting coherent radiation (Cherenkov radiation) in a characteristic light cone. In analogy with Cherenkov radiation, superluminal charge-less neutrinos must also emit radiation due to the presence of Weak Interactions. Cohen and Glashow [2] pointed out that these analogs to Cherenkov radiation must appear at superluminal speeds. In particular the processes $\nu_\mu \rightarrow \nu_\mu + \gamma$ (1) and $\nu_\mu \rightarrow \nu_\mu + e^+ + e^-$ (2) become kinematically allowed, with process (1) being smaller than (2) by a factor α/π . The threshold energy for the process (2) proceeding through the neutral weak current exchange is $E_o = 2m_e/\sqrt{\delta}$ corresponding to about 140 MeV for the OPERA value of δ .

At the high energy limit and to the leading order in δ , neglecting the electron and neutrino masses, Cohen and Glashow [2] have estimated the rate of pair emission and the associated dE/dx , the rate at which it loses energy:

$$\Gamma = k' \frac{G_F^2}{192\pi^3} E^5 \delta^3 \quad \frac{dE}{dX} = -k \frac{G_F^2}{192\pi^3} E^6 \delta^3$$

where $k = 25/448$ and $k' = 1/14$ are numerical constants. Note that at each pair emission the fractional energy loss is $(dE/dx)/(\Gamma E) = k/k' \approx 0.78$, namely about $3/4$ of the neutrino energy is lost on average. Furthermore, the integration of dE/dx over a distance L provides the following result for the final neutrino energy, $E_{\nu f}$, as a function of the initial energy, $E_{\nu i}$:

$$\frac{1}{E_{\nu f}^5} - \frac{1}{E_{\nu i}^5} = 5k \frac{G_F^2}{192\pi^3} \delta^3 L$$

Folding the initial neutrino spectrum of the CERN to Gran Sasso neutrino beam with the energy at Gran Sasso predicted with the above formula, it is

possible to compute the expected neutrino interaction rates and e^+e^- production rates as a function of δ .

The rates obtained in this way can be compared with the results of preliminary initial year 2010 exposure¹ of the fully reconstructed neutrino charged current events at the ICARUS/CNGS2 experiment operated in Hall B of the Gran Sasso Laboratory.

The ICARUS experiment [3] consists of 760 ton of super-pure Liquid Argon operated as a very high resolution Time Projection Chamber, namely a Bubble Chamber-like detector recording *all events* with an energy deposition in excess of a few hundred MeV within a window of 60 μ s centered around the neutrino pulse from the CERN-SPS. The hadronic and electromagnetic energy depositions of each event are accurately measured by calorimetric determination while the muon momenta are measured with the help of the multiple scattering along the very many points of the long muon tracks. The algorithm implemented for the muon momentum measurement is based on the Kalman filter technique. The expected momentum resolution $\Delta p/p$ depends mainly on track length: for μ 's from CNGS neutrinos $\Delta p/p \sim 16\%$ on average. An example of an event with a pair of γ 's produced by a secondary π_0 is shown as an example in Figure 1.

The number of collected neutrino interactions has been compared with the predictions for the CERN SPS neutrino beam in the whole energy range, corrected for the fiducial volume and DAQ dead-time. The resulting exposure corresponds to 447 ton of Liquid Argon for a total number of protons on target at CERN of 4.9×10^{18} .

The total number of measured muons is 104, i.e. less than the total sample, for different reasons: in 6 cases the current algorithm fails to converge while in 4 cases different hardware problems prevent to perform a good 3D reconstruction for the muon. The reconstructed E_μ momentum is compared with the Monte Carlo expectations from the unaffected CERN beam, as shown in Figure 2. The average reconstructed momentum is $\langle E_\mu \rangle = (11.5 \pm 1.8)$ GeV/c in agreement with the CERN expected value of 12.4 GeV/c.

The hadronic energy is estimated starting from the calorimetric measurement E_H of the energy deposited by the hadrons in the event and applying a correction factor which accounts for containment and calorimetric compensation. In 9 cases hardware problems resulting in significant parts of the

¹ This corresponds to a relatively short data collection run at the end of the ICARUS commissioning period, now fully analyzed. A much larger number of events has been recorded during 2011 and it is in the process of being analyzed. In nominal conditions, the neutrino event rate inside the ICARUS detector is of the order of 15 events/day.

event not being recorded in the collection view prevented the correct energy estimate. The measured raw E_H distribution matches well (Figure 3) the Monte Carlo expectations from the unaffected CERN neutrino beam.

The reconstructed neutrino spectrum, obtained from the combination of muon momentum and calorimetric energy measurements, is shown in Figure 4 for the resulting sample of 95 events. The agreement with the predicted ν_μ spectrum is satisfactory, the average energy for the data $\langle E_\nu \rangle = 26 \pm 2.0 \text{ GeV}$ agrees with the Monte Carlo expectations for the unaffected CERN beam $\langle E_\nu \rangle_{MC} = 28.2 \text{ GeV}$. We remark the high energy tail with a few events of energy extending up to 100 GeV and beyond.

The analysis of neutral current events gives similar results, with a reconstructed energy $\langle E_H \rangle = 7.4 \pm 1.2 \text{ GeV}$ to be compared with a Monte Carlo expectation of $\langle E_H \rangle_{MC} = 7.3 \pm 0.3 \text{ GeV}$.

The strong constraints of Cohen and Glashow [2] predict that a superluminal high energy neutrino spectrum will be heavily depleted and distorted after $L = 733 \text{ km}$ from CERN to LNGS: in particular for δ in the range indicated by OPERA the charged current rate would be reduced to roughly 63% of the expected one, the average ν_μ energy would be 11.5 GeV (against 18.3 GeV), the average energy of ν_μ undergoing charged current interactions would be 12.1 GeV (against 28.2 GeV), no neutrino interaction above 12.5 GeV would be possible. Indeed at $\delta = 5 \times 10^{-5}$ essentially no $E_\nu > 12.5 \text{ GeV}$ should arrive from CERN to LNGS, while our results are indicating no visible deviation of the incoming neutrino beam with respect to the expected rate and energy distribution. This result confirms the inconsistency between the OPERA δ value and the observed neutrino rate and spectrum already reported in Ref. [2].

In addition, with ICARUS—a bubble chamber like detector — a much more stringent limit to δ may be set from the direct observation inside the ICARUS detector volume of Cerenkov like events $\nu_\mu \rightarrow \nu_\mu + \gamma$ (1) and $\nu_\mu \rightarrow \nu_\mu + e^+ + e^-$ (2) generated by the passing superluminal neutrinos. These events would be characterized either by a single gamma ray producing a e^+e^- pair (1) and/or two single electrons (2) both with no hadronic recoils in the incoming neutrino direction. The transverse momenta of the particles in the events (1) and (2), as determined by the centre of mass system, are however far too small to be experimentally observable. Therefore events of both types (1) and (2) would appear as narrow e^+e^- pairs pointing directly to the beam direction.

The rate of such events inside the 447 ton fiducial volume of the ICARUS detector is shown in Figure 5 as a function of δ for the 2010 ICARUS exposure. With the OPERA result ($\delta = 5 \times 10^{-5}$) more than 2×10^6 electron positron pairs for should have been observed for this exposure, each with an average energy of 9-10 GeV. This number should not be a surprise since the charged current events of the 2010 ICARUS sample with average energy of 26 GeV represents a total of

6.7×10^{11} incoming neutrinos. No Cerenkov like event has been detected in ICARUS.

Taking into account both the absence of narrow $e^+ e^-$ pairs pointing directly to the beam direction and the presence of several high energy charged current events (for instance, 10 events with energy in excess of 60 GeV are present in Figure 4), we can set *conservatively* the limit $\delta < 4 \times 10^{-8}$, comparable to the limit $\delta < 1.4 \times 10^{-8}$ established by SuperKamiokande [4] from the lack of depletion of atmospheric neutrinos and somewhat larger than the lower energy velocity constraint $\delta < 4 \times 10^{-9}$ from SN1987a [5]. We note that the corresponding threshold energy for process (2) is now about 5.6 GeV, well below the highest observed neutrino events and therefore the approximations used remain valid.

The ICARUS events already collected during 2011 represent conservatively an order of magnitude higher statistics and should provide more accurate information on the indicated process.

References.

- [1] OPERA Collaboration, T. Adam et al., "Measurement of the neutrino velocity with the OPERA detector in the CNGS beam," arXiv:1109.4897 [hep-ex].
- [2] A. G. Cohen and S. L. Glashow, "New constraints on Neutrino Velocities", arXiv:1109.6562v1 [hep-ph]
- [3] ICARUS Collaboration, M. Antonello et al., "Underground operation of the ICARUS T600 LAr-TPC: first results", JINST 6, P07011 (2011)
- [4] Super-Kamiokande Collaboration, Y. Ashie et al., "A Measurement of atmospheric neutrino oscillation parameters by SUPER-KAMIOKANDE I," Phys.Rev. D71 (2005) 112005, arXiv:hep-ex/0501064 [hep-ex].
Super-Kamiokande Collaboration, S. Desai et al., "Study of TeV neutrinos with upward showering muons in Super-Kamiokande," Astropart. Phys. 29 (2008) 42–54, arXiv:0711.0053 [hep-ex].
Super-Kamiokande Collaboration, M. E. Swanson et al., "Search for Diffuse Astrophysical Neutrino Flux Using Ultrahigh Energy Upward-Going Muons in Super-Kamiokande I," Astrophys. J. 652 (2006) 206–215, arXiv:astro-ph/0606126 [astro-ph].
- [5] M. J. Longo, "Tests of Relativity from SN1987a" Phys.Rev. D36 (1987) 3276 and references therein.

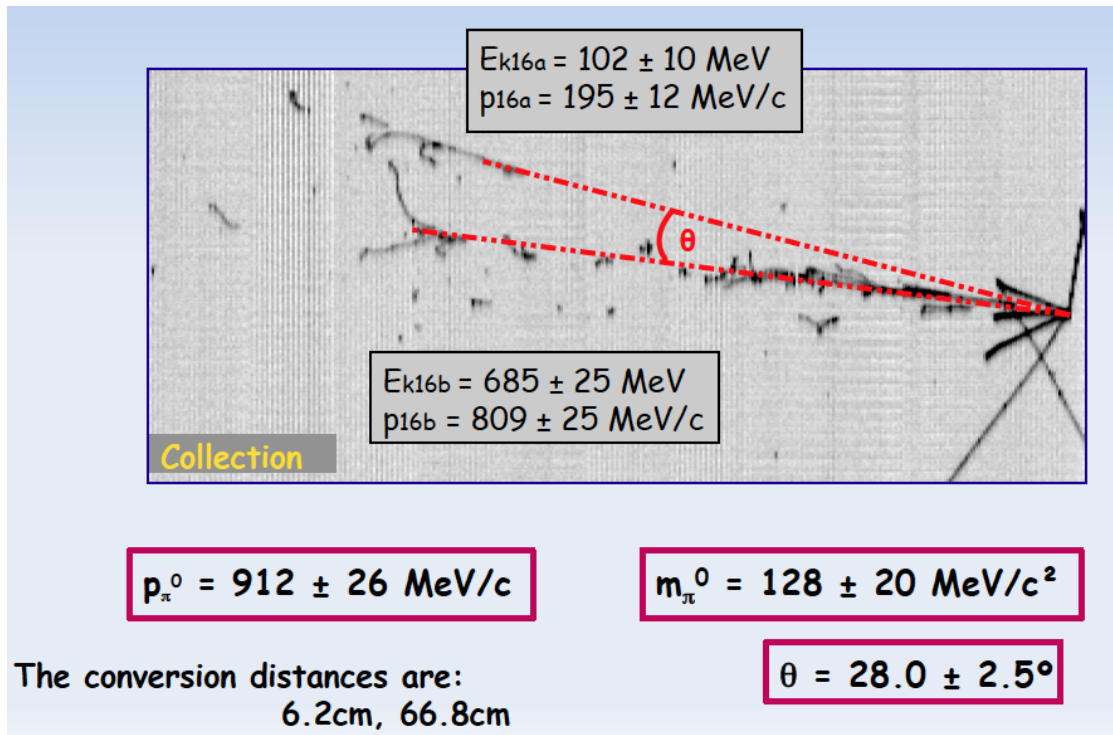


Figure 1. Typical event recorded in ICARUS. Evidence for a pair of γ 's from a π_0 (tracks 16a and 16b) with a momentum of 912 MeV/c pointing at the primary vertex, showing the typical behavior of γ conversions in the TPC-LAr Imaging chamber.

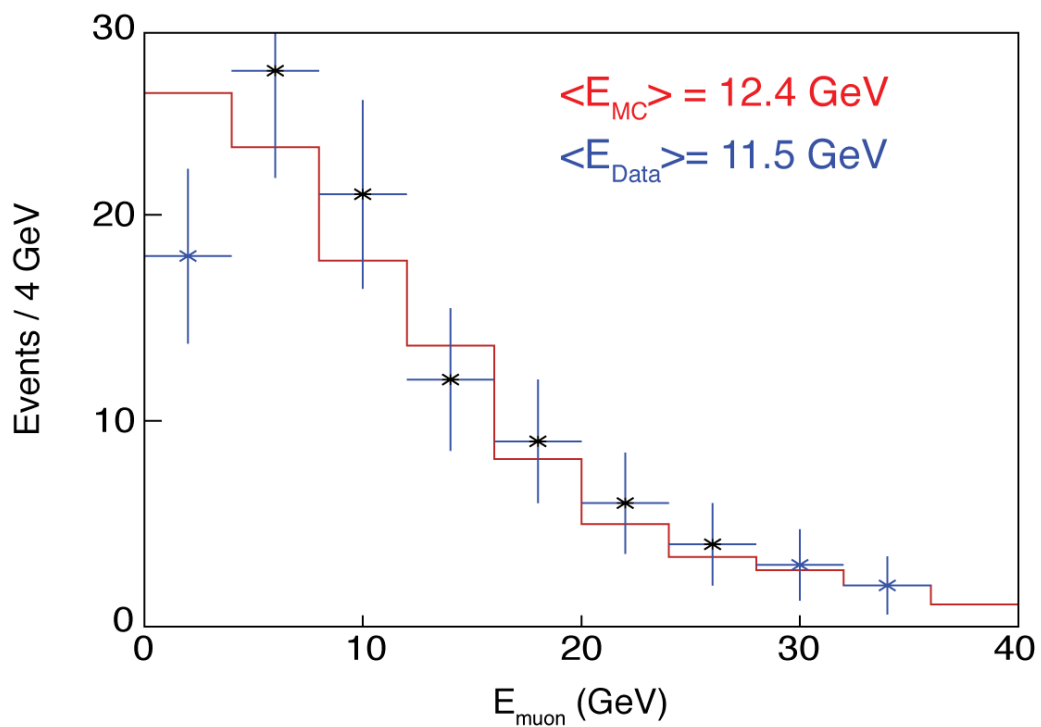


Figure 2. Reconstructed muon momentum (blue dots with error bars) compared with the Monte Carlo expectations (red).

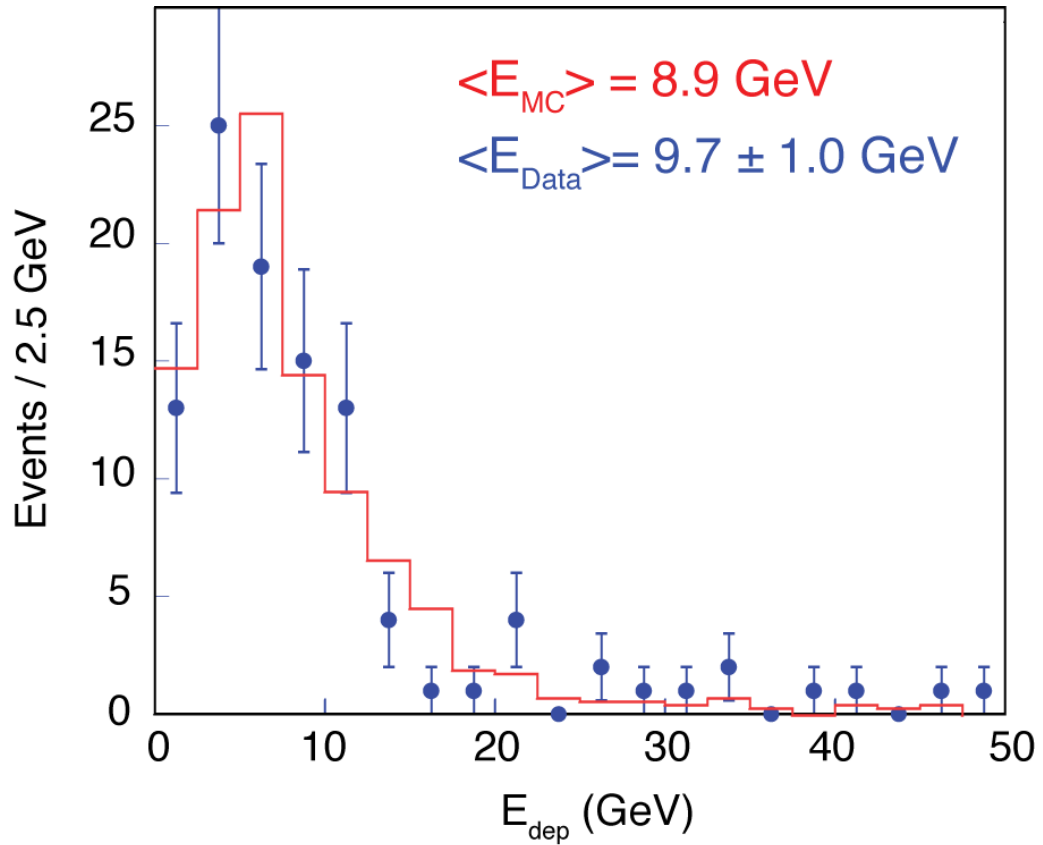


Figure 3. The hadronic energy E_H deposited by the hadrons in each event, before applied the containment and other calorimetric corrections.

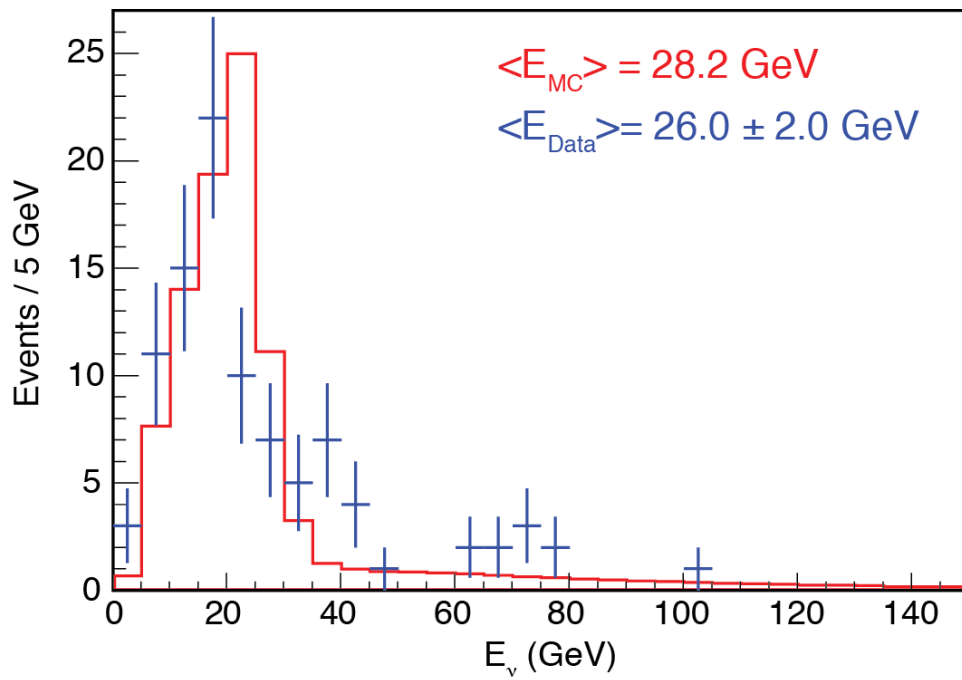


Figure 4. Reconstructed neutrino energy spectrum from ν_μ CC events (blue), compared with expectations (red).

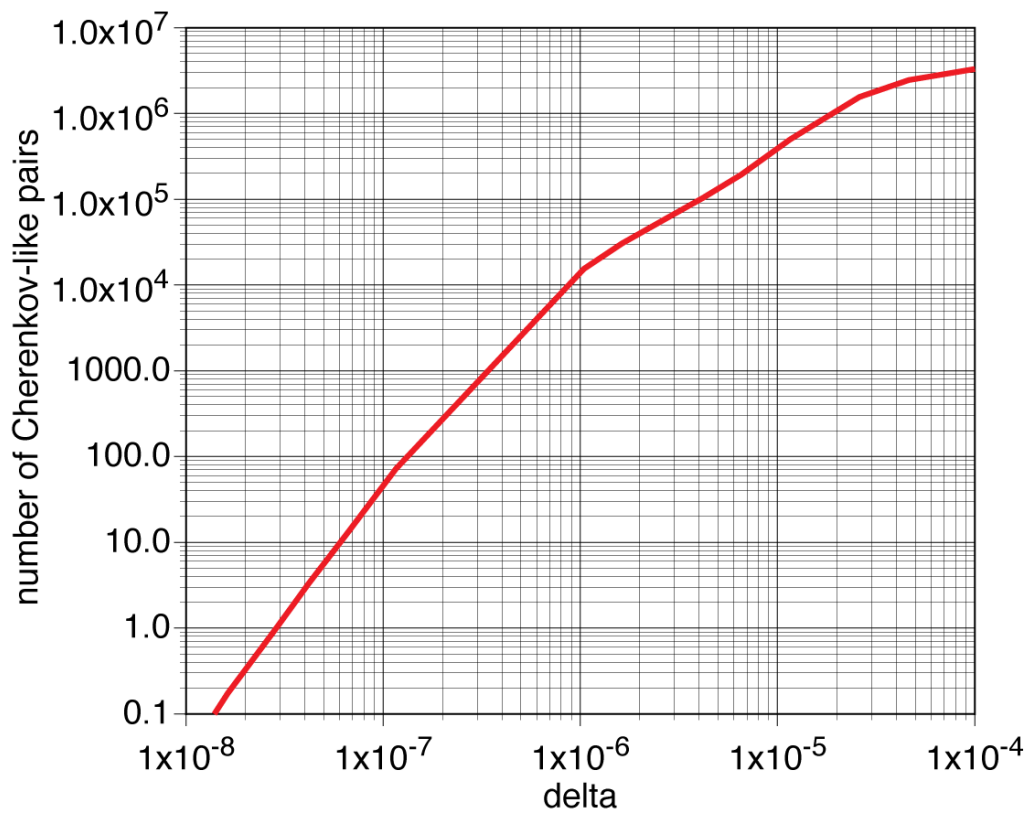


Figure 5. Computed e^+e^- pair production rates versus δ for the 2010 ICARUS exposure.