

## RADIO DETECTION OF GREEN PEAS: IMPLICATIONS FOR MAGNETIC FIELDS IN YOUNG GALAXIES

SAYAN CHAKRABORTI, NAVEEN YADAV

Department of Astronomy and Astrophysics, Tata Institute of Fundamental Research,  
1 Homi Bhabha Road, Colaba, Mumbai 400 005, India

CAROLIN CARDAMONE

The Harriet W. Sheridan Center for Teaching and Learning, Brown University,  
Box 1912, 96 Waterman St, Providence RI 02912, USA

AND

ALAK RAY

Department of Astronomy and Astrophysics, Tata Institute of Fundamental Research,  
1 Homi Bhabha Road, Colaba, Mumbai 400 005, India

*DRAFT August 29, 2018*

### ABSTRACT

Green Peas are a new class of young, emission line galaxies that were discovered by citizen volunteers in the Galaxy Zoo project. Their low stellar mass, low metallicity and very high star formation rates make Green Peas the nearby ( $z \sim 0.2$ ) analogs of the Lyman-break Galaxies (LBGs) which account for the bulk of the star formation in the early universe ( $z \sim 2 - 5$ ). They thus provide accessible laboratories in the nearby Universe for understanding star formation, supernova feedback, particle acceleration and magnetic field amplification in early galaxies. We report the first direct radio detection of Green Peas with low frequency GMRT observations and our stacking detection with archival VLA FIRST data. We show that the radio emission implies that these extremely young galaxies already have magnetic fields ( $\gtrsim 30\mu\text{G}$ ) even larger than that of the Milky Way. This is at odds with the present understanding of magnetic field growth based on amplification of seed fields by dynamo action over a galaxy's lifetime. Our observations strongly favor models with pregalactic magnetic fields at  $\mu\text{G}$  levels.

*Subject headings:* galaxies: magnetic fields — radio continuum — galaxies: starburst — cosmic rays

### 1. INTRODUCTION

A new class of young emission line galaxies, named Green Peas (Cardamone et al. 2009), was recently discovered by volunteers in the Galaxy Zoo project (Lintott et al. 2008). They are particularly interesting because of their small size and their extraordinarily large [OIII] equivalent width (up to  $\sim 1000 \text{ \AA}$ ; see Fig. 1), which indicates a large population of hot young stars. They turn out to be low mass galaxies ( $M \sim 10^{8.5} - 10^{10} M_{\odot}$ ) with high star formation rates ( $\sim 10 M_{\odot} \text{ yr}^{-1}$ ). Hence they have some of the the highest specific star formation rates<sup>1</sup> seen in the local Universe. This indicates very short stellar mass doubling times ( $t_{\text{double}} \sim 10^8 \text{ yrs}$ , which is  $\sim 10^{-2}$  times the Hubble time), whereas typical star forming galaxies have stellar mass doubling times comparable to the Hubble time. Due to their small reddening ( $E(B - V) \leq 0.25$ ) and luminous UV emission this class of star forming galaxies is similar to UV luminous galaxies observed at high redshift ( $z \sim 2 - 5$ ). Their relatively low metallicities ( $\log[\text{O}/\text{H}] + 12 \sim 8.7$ ) and locations in under-dense environments suggest that Peas started building their stellar content at  $z \approx 0.2$  by processes similar to those experienced by high redshift Lyman- $\alpha$  emitters and Lyman Break Galaxies (LBGs;

see Giavalisco 2002, for a review). It has been suggested by Amorín et al. (2010) that Peas may have systematically larger [N/O] ratios, and therefore potentially even lower metallicity than reported by Cardamone et al. (2009).

Though unresolved by the SDSS, requiring typical angular sizes  $\lesssim 1''$  which gives physical sizes  $\lesssim 5 \text{ kpc}$ , some Peas had serendipitous Hubble Space Telescope (HST) observations. Their patchy irregular appearance in resolved HST snapshots possibly due to compact star forming regions (Cardamone et al. 2009), mimics the morphologies of high redshift galaxies. Given high star formation rates, Peas are expected to host a large number of supernovae. Supernovae accelerate electrons to high energies, which may then emit synchrotron radiation in radio bands. We have performed a stacking experiment with archival Very Large Array (VLA) FIRST (Becker et al. 1995) data at 1.4 GHz to demonstrate that their fluxes are systematically different from those of usual starburst galaxies but are statistically akin to those of LBGs, which have systematically lower fluxes than local starbursts at a given star formation rate (Carilli et al. 2008). We have followed up three Peas with deep observations at 0.6 GHz using the Giant Metrewave Radio Telescope (GMRT). In this letter we establish and discuss the properties of Peas as a new class of sub-milliJansky sources in the GHz radio sky. We use theoretical considerations to show that these radio detections imply large

sayan@tifr.res.in

<sup>1</sup>  $\dot{M}/M$  of up to  $\sim 10^{-8} \text{ yr}^{-1}$  were obtained by Cardamone et al. (2009). Typical Peas have  $r \sim 20$ ,  $u - r \sim 0.9$  and  $z \sim 0.2$  Cardamone et al. (2009).

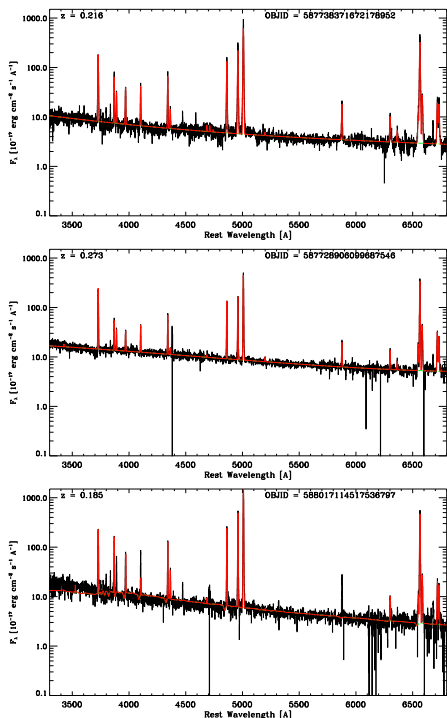


FIG. 1.— SDSS spectra of three Peas, targeted with GMRT. All spectra (in black) are de-redshifted and fitted (in red) with the Gas And Absorption Line Fitting (GANDALF; Sarzi et al. 2006) that simultaneously fits both stellar spectra and emission lines to determine the metallicity, stellar mass and star formation rates. See Cardamone et al. (2009) for details of the procedure.

magnetic fields for Peas. This raises puzzling questions about the origin and evolution of magnetic fields in young galaxies.

## 2. RADIO EMISSION IN GALAXIES

Radio emission from most normal<sup>2</sup> galaxies is due to synchrotron radiation of relativistic electrons and free-free emission of ionized hydrogen (HII) regions (Condon 1992). Both are produced by massive stars ( $M \gtrsim 8M_\odot$ ) which end their bright but short lives ( $\lesssim 3 \times 10^7$  yr) in supernovae. During their lifetimes these stars ionize the surrounding Interstellar Medium (ISM) and create HII regions. Shocks produced by supernovae accelerate a majority of the relativistic electrons in normal galaxies. These electrons have short lifetimes ( $\lesssim 10^8$  yr); hence radio emission in a normal galaxy traces recent star formation activity.

The non thermal radio brightness of a typical star forming galaxy is given by Yun & Carilli (2002) as

$$S_{\text{nth}}(\nu) = 25 f_{\text{nth}} \nu^{-\alpha} \left( \frac{\text{SFR}}{M_\odot \text{yr}^{-1}} \right) D_L^{-2} \text{ Jy}, \quad (1)$$

where  $D_L$  is luminosity distance in Mpc. Variations in the normalization of the nonthermal synchrotron emission are traced by  $f_{\text{nth}}$ , which is  $\sim 1$  for the Milky Way and local starbursts (Yun & Carilli 2002). With high star formation rates, young star forming galaxies like

<sup>2</sup> Here normal (Condon 1992) refers to nearby galaxies in which the radio emission is not dominated by a central super-massive blackhole. Seyfert Peas (Cardamone et al. 2009) are excluded from this study and we only concentrate on Star Forming Peas.

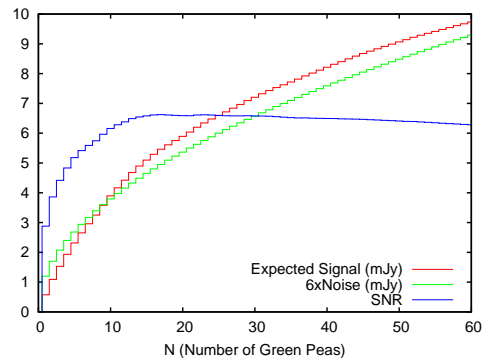


FIG. 2.— Expected Signal (in mJy),  $6\sigma$  detection threshold (in mJy) and Signal to Noise Ratio (SNR) for a simulated stacking experiment with  $N$  brightest Peas. Note that the SNR rises and then falls with  $N$ , so stacking all available Peas is not optimal. We stack  $2^5$  Peas in this work.

LBGs and Peas are expected to have some nonthermal radio emission. However, to date no direct radio emission has been reported. In LBGs, stacking techniques (Carilli et al. 2008) have been used to overcome large distances. With Peas, we have a local sample to search for their radio emission both by stacking existing VLA data (Section 3) and by additional observations with GMRT (Section 4).

## 3. VLA FIRST STACKING DETECTION

Highest estimated fluxes for Peas fall just short of the VLA FIRST survey threshold of  $\sim 1$  mJy (Becker et al. 1995) at 1.4 GHz, so they need to be detected by stacking. See White et al. (2007) for extensive discussion of techniques for stacking FIRST images to detect sources below the survey threshold. Here we use a summation based approach, rather than a median based approach, as this gives higher Signal to Noise Ratio (SNR). This is because, the convergence of the sample mean to the population mean is unbiased and faster than the convergence of the sample median to the population median (Kenney & Keeping 1957). Conventional wisdom suggests that summing up  $N$  images of faint objects produces a increase in SNR by  $\sqrt{N}$ . This implies that stacking all available objects is the best strategy. However, this strategy can be bettered if some flux estimate is available. We estimate the expected fluxes of all 80 spectroscopically identified star forming Peas from Cardamone et al. (2009) using Eq 1 with  $f_{\text{nth}} = 1$  in a flat  $\Lambda$ CDM cosmology with  $h = 0.71$  and  $\Omega_M = 0.3$ , with star formation rates derived from their optical spectra (See Figure 1). In this situation it is best to stack the  $N$  galaxies with the highest expected fluxes. In Figure 2 we show that the SNR rises rapidly in the range  $N \sim 1 - 15$  and falls off slowly beyond  $N \gtrsim 30$ . We therefore stack  $N = 2^5$  (the nearest power of 2) of the brightest expected Peas.

The images of these  $N$  regions were cut out and summed in pairs, with this process being repeatedly applied to the resulting  $N/2$  maps until the final map (Fig. 3) was obtained. This was done to avoid a sequential summation, which results in the addition of large floating point numbers with small ones in the latter steps, leading to accumulation of rounding errors. In our method, the numbers being added are always comparable. The final image (Fig. 3) has noise which is well described by

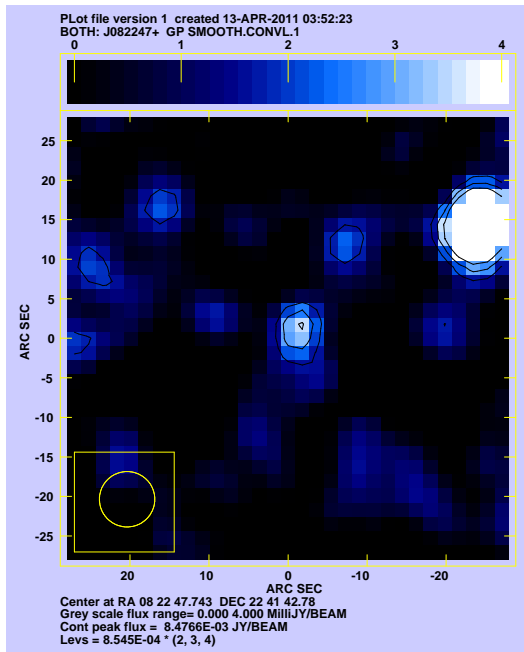


FIG. 3.— VLA FIRST detection of stacked flux from 32 Peas. The displayed map is smoothed to a restoring beam size of  $7''$ . The unresolved  $4\sigma$  source in the centre is due to the Peas. The only other significant detection, the resolved source to the right of the image, is due to the unrelated *FIRST* J133926.7+151655.

a Gaussian with  $\sigma = 0.861$  mJy. The stacked total flux is found to be 3.975 mJy instead of the expected 7.432 mJy for  $f_{\text{nth}} = 1$ , summed over all  $N$  Peas using Eq 1 for a standard starburst template. The probability of a statistical fluctuation of this size and larger is  $\sim 9.2 \times 10^{-4}$ . This indicates that the average radio fluxes of Peas are systematically suppressed, compared to usual starburst galaxies, by a factor of  $f_{\text{nth}} \simeq 0.53$ . Thus, as in LBGs (Carilli et al. 2008), Peas have a comparable but systematically lower flux when compared to local starbursts.

#### 4. GMRT OBSERVATIONS AND RESULTS

The result from stacking demands confirmation at other frequencies, especially in terms of direct radio detection of Peas. Hence, we targeted the 3 most promising candidates, with expected fluxes at the mJy level, using deep GMRT observations. We detect two of them as unresolved point sources and put an upper limit on the third. These results show that not all Peas may be characterized by a single  $f_{\text{nth}}$ . Observations with  $\sim 3$  hours of on-source time for each Pea, were carried out at 617 MHz (bandwidth 32MHz, split into 512 channels). Visibility data have been analyzed using Astronomical Image Processing System (AIPS) (Greisen 1990).

Initial calibrations of the data were done using various flux calibrators and phase calibrators (See Table 1). The flux calibrators were observed at the beginning and the end of the respective observations in order to fix the antennae gains. The phase calibrators, chosen within  $15^\circ$  of the source position on the sky, were observed every half an hour to calibrate the phase drift due to ionospheric effects. The data were edited for the removal of bad antennae, baselines and any radio frequency interference (RFI). The data were binned into seven channels to maximize SNR without compromising on chromatic

aberration. Target visibilities were extracted from gain and bandpass calibrated data. The task IMAGR was used on this data to obtain a preliminary dirty map. Cleaning was done to remove the beam pattern for all  $3\sigma$  and brighter sources. Repeated self calibration and cleaning was done till it yielded consistent solutions. The source flux was then extracted with the task JMFIT from the final map, with a typical resolution of  $\sim 6''$ . Table 1 lists sources, calibrators, fluxes and implied magnetic fields.

#### 5. ELECTRON DIFFUSION

Relativistic electrons produce bulk of the GHz radio emission in star forming galaxies. They must remain confined long enough in the galaxy's magnetic field to significantly contribute to the radio emission. We use the criteria derived here, to constrain the characteristic magnetic fields in Section 7. These electrons traveling at speeds close to that of light get scattered by the galaxy's magnetic field. Their diffusion coefficient is determined by the structure of the magnetic field. We assume following Ginzburg & Syrovatskii (1964) that the field structure is comprised of domains of radius  $l_0$  (typically 0.3 kpc according to Calvez et al. (2010)) with randomly oriented magnetic field  $B$  in each of these domains. For the range of feasible electron energies, the Larmor radius is smaller than the magnetic coherence length, thereby providing an energy independent diffusion coefficient  $D = l_0 c/3$ . Therefore the diffusion timescale for relativistic electrons to escape from a typical Pea of size 3 kpc (Cardamone et al. 2009), is

$$t_D \simeq \frac{R^2}{D} \approx 2.94 \times 10^5 \text{ yr} \left( \frac{R}{3\text{kpc}} \right)^2 \left( \frac{l_0}{0.3\text{kpc}} \right)^{-1}. \quad (2)$$

This can be compared to the timescales of radiative processes to gauge their relative importance.

#### 6. INVERSE COMPTON SCATTERING

Electrons may lose their energy before diffusing out of a galaxy via Inverse Compton (IC) scattering. An explanation of the systematically lower fluxes of the LBGs suggested by Carilli et al. (2008), is IC cooling of relativistic electrons scattering off Cosmic Microwave Background (CMB) photons. If this is indeed the cause, the effect should be negligible for Peas as the CMB radiation density in the Universe has fallen off considerably in the epoch between LBGs ( $z \sim 2 - 5$ ) and Peas ( $z \sim 0.2$ ). Electrons can lose their energy through IC. IC has the same dependence on the photon energy density as synchrotron has on the magnetic field energy density (Rybicki & Lightman 1979). This implies the IC energy loss timescale;

$$t_{\text{IC}} = \frac{E}{|dE/dt|_{\text{IC}}} \quad (3)$$

$$\simeq 1.29 \times 10^8 \text{ yr} \left( \frac{U_{\text{rad}}}{10^{-12} \text{ erg cm}^{-3}} \right)^{-3/4} \left( \frac{\nu_{\text{syn}}}{\text{GHz}} \right)^{-1/2},$$

where  $U_{\text{rad}}$  is the energy density in radiation or photons. For IC losses to be significant,  $t_{\text{IC}}$  has to be comparable

TABLE 1  
GMRT OBSERVATIONS OF PEAS

Pea (SDSS Object)	$z$	Flux Cal (3C Source)	Phase Cal (J2000)	$S_\nu$ (mJy)	$B_D$ $\mu\text{G}$	$B_{\text{eq}}$ $\mu\text{G}$
J082247.66+224144.1	0.216	3C147, 3C286	J0741+312	$1.20 \pm 0.31$	$81 \pm 14$	$50 \pm 4$
J074936.76+333716.3	0.273	3C147	J0842+185	$1.11 \pm 0.11$	$82 \pm 5$	$54 \pm 1$
J142405.73+421646.3	0.185	3C286	J1416+347	$< 0.45$	$< 49$	$< 35$

NOTE. — Details of three Peas observed at 617 MHz:  $B_D$  and  $B_{\text{eq}}$  are the magnetic fields derived using diffusion and equipartition arguments. Uncertainties are  $1\sigma$  statistical standard errors. The entries for the last object represent the  $3\sigma$  upper confidence limits.

to  $t_D$ . This condition gives the required  $U_{\text{rad}}$  as

$$U_{\text{rad}} \simeq 3.33 \times 10^{-9} \text{ erg cm}^{-3} \left( \frac{R}{3\text{kpc}} \right)^{-8/3} \times \left( \frac{l_0}{0.3\text{kpc}} \right)^{4/3} \left( \frac{\nu_{\text{syn}}}{\text{GHz}} \right)^{-2/3}. \quad (4)$$

The energy density of the CMB photons is given by

$$U_{\text{CMB}} \equiv aT^4 \simeq 4 \times 10^{-13} (1+z)^4 \text{ erg cm}^{-3}. \quad (5)$$

This gives the time scale for IC losses against CMB photons as

$$t_{\text{CMB}} = \frac{E}{|dE/dt|_{\text{IC}}} \simeq 2.55 \times 10^8 \text{ yr} (1+z)^{-3} \left( \frac{\nu_{\text{syn}}}{\text{GHz}} \right)^{-1/2}.$$

Comparing this to  $t_D$ , we get the redshift, at which the electrons lose a significant fraction of their energy to CMB photons, as

$$1+z \simeq 9.54 \times \left( \frac{R}{3\text{kpc}} \right)^{-2/3} \left( \frac{l_0}{0.3\text{kpc}} \right)^{1/3} \times \left( \frac{\nu_{\text{syn}}}{\text{GHz}} \right)^{-1/6}. \quad (7)$$

This may be a significant effect for very high redshift ( $z \sim 8.5$ ) galaxies. Thus CMB IC cooling of relativistic electrons may have a role in explaining the systematic lowering of LBG radio fluxes. However it cannot have any significant role in the case of Peas which are at  $z \sim 0.2$ .

Condon et al. (1991) suggested that radio emission from compact starbursts in ultra-luminous infrared galaxies may be suppressed due to IC losses against the radiation energy density produced by its own young stellar population. Comparing the IC loss timescale to the electron diffusion timescale, we have obtained the required energy density in Eq. 4. The typical value of  $U_{\text{rad}}$ , required for IC losses to significantly suppress the synchrotron flux at GHz frequencies, is much larger than the Milky Way value (Condon 1992) of  $10^{-12} \text{ erg cm}^{-3}$  but less than the higher values of upto  $10^{-8} \text{ erg cm}^{-3}$  which are seen by Condon et al. (1991) in compact starbursts. So it is possible that some Peas may have suppressed radio fluxes as a result of IC losses against their own radiation density leading to a wide range of observed values for  $f_{\text{nth}}$ .

One out of three Peas observed by GMRT showed no detectable flux (Table 1). We therefore estimate  $U_{\text{rad}}$  in

this galaxy from its SDSS spectra, applying appropriate bolometric correction for a starburst galaxy. We find an  $U_{\text{rad}} \approx 4 \times 10^{-12} \text{ erg cm}^{-3}$  which rules out IC cooling of electrons as the cause for suppression of radio luminosity. Hence the upper limit of flux from this object allows us to limit the magnetic field using the diffusion and equipartition arguments.

## 7. MAGNETIC FIELD: DIFFUSION ARGUMENT

To explain the observed radio emission from Peas as synchrotron loss from electrons, the magnetic field must be large so that electrons lose enough energy before they diffuse out. This can be used to constrain magnetic fields in Peas. Since CMB IC cannot account for the systematic lowering of Pea radio fluxes we explore another explanation suggested by Carilli et al. (2008) for the suppression of LBG fluxes. Cosmic Rays may diffuse easily from systematically smaller galaxies in the early Universe before they can lose their energy via synchrotron emission. Since Peas are of sizes comparable to LBGs (Cardamone et al. 2009) this effect should be observable in Peas. Here we use the observed radio emission to derive the magnetic field of a Pea, by comparing the electron diffusion (Ginzburg & Syrovatskii 1964) and synchrotron energy loss timescales (Rybicki & Lightman 1979). Thus we get a magnetic field required to explain the observed radio flux;

$$B_D \simeq 39 \mu\text{G} \left( \frac{R}{3\text{kpc}} \right)^{-4/3} \left( \frac{l_0}{0.3\text{kpc}} \right)^{2/3} \times \left( \frac{\nu_{\text{syn}}}{\text{GHz}} \right)^{-1/3} \left( \frac{f_{\text{nth}}}{0.5} \right)^{2/3}, \quad (8)$$

where the magnetic coherence length  $l_0$  has a typical value of 0.3 kpc (Calvez et al. 2010). Using  $f_{\text{nth}} \simeq 0.53$  at  $\nu_{\text{syn}} = 1.4 \text{ GHz}$  (from stacking experiment) and characteristic size (Cardamone et al. 2009)  $R$  of 3 kpc, we obtain a typical magnetic field of  $B \approx 36 \mu\text{G}$ . Thus the electron diffusion argument provides us with a direct estimate of the characteristic magnetic field in Peas.

## 8. MAGNETIC FIELD: EQUIPARTITION ARGUMENT

We show here that the previous estimate of magnetic field does not lead to absurd energy requirements. An independent estimate of magnetic field can be obtained from energy minimization considerations. The so called *equipartition magnetic field* can be estimated by minimizing total energy invoked in relativistic particles and magnetic fields, in order to explain the observed flux. The magnetic field corresponding to the minimum energy condition of Burbidge (1956) in a synchrotron plasma



can be derived from radio observations. We follow the derivation of Fitt & Alexander (1993) with the typical value of the cosmic ray proton/electron energy ratio (Ginzburg & Syrovatskii 1964)  $k = 100$ , and a typical spectral index of  $\alpha = 3/4$  (Fitt & Alexander 1993) for the radio spectrum, to derive the equipartition magnetic field as

$$B_{\text{eq}} \simeq 49 \mu\text{G} \left( \frac{S_\nu}{\text{mJy}} \right)^{2/7} \left( \frac{\theta}{1''} \right)^{-4/7} \left( \frac{\nu_{\text{syn}}}{\text{GHz}} \right)^{3/14}. \quad (9)$$

If the actual magnetic field is different from this value, the energy required to explain the synchrotron emission goes up very rapidly. It has been argued by Duric (1990) that the real magnetic field is limited to differ at most by an order of magnitude above and below the equipartition value derived in this manner. From the stacking experiment the mean flux of the Peas is  $S_\nu \sim 0.12$  mJy. While they are unresolved at VLA FIRST resolution, serendipitous HST observations (Cardamone et al. 2009) provide their characteristic size as 3 kpc (where  $1''$  is  $\sim 5$  kpc at their typical redshift).

This fixes the characteristic equipartition magnetic field of Peas at  $B \approx 39 \mu\text{G}$ . The surprising agreement between the estimates of Pea magnetic fields derived from two independent methods, points to a characteristic magnetic field of  $\gtrsim 30 \mu\text{G}$  which is comparable to or even larger than the average Milky Way value of  $B \approx 5 \mu\text{G}$  (Condon 1992).

## 9. DISCUSSION

We report the first radio detection of Peas and show that this discovery implies large magnetic fields in Peas, using reasonable assumptions about Cosmic Ray diffusion and total energy considerations. Given that the Peas are very young galaxies (around one hundredth the  $\approx 10^{10}$  yr age of the Milky Way) the discovery of radio emission and the implied  $\mu\text{G}$  magnetic fields is a striking result. Present day magnetic fields are thought to be the result of amplification of seed fields ( $\sim 10^{-20} - 10^{-18} G$ ) by dynamo action (Widrow 2002) over the galaxy's lifetime. These models for the growth of magnetic fields have e-folding times (Widrow 2002) of  $\approx 10^8 - 10^9$  yr. They produce 20 (Kulsrud & Zweibel 2008) to 50 (Rees

2006) e-folds of an efficient dynamo during the lifetime of the Milky Way. Hence, they can only play a small role in amplifying the pregalactic (Kulsrud & Zweibel 2008) magnetic fields within the age of a Pea. It has been suggested by Daly & Loeb (1990) that galaxy-wide  $\mu\text{G}$  level magnetic fields may be generated by magnetized plasma produced in jets from a central compact object. Even this is unlikely as we are considering only the Star Forming Peas and not the Seyfert Peas. Our results strongly favor the suggestion from Kulsrud & Zweibel (2008) that seed fields were amplified significantly by turbulence (up to  $\mu\text{G}$  level pregalactic fields) as protogalaxies and similar substructures formed.

As Peas are close analogs to LBGs it seems likely that young primeval galaxies could have had strong enough magnetic fields to seed the intergalactic magnetic field (Kronberg et al. 1999). It has been suggested by Zeldovich et al. (1983) that magnetic fields may play a crucial role in star formation. Observed magnetic fields in nearby galaxies scale slowly with the SFR (Vallee 1994) but it is likely that magnetic fields strongly affect the star formation efficiency (Totani 1999). In such a scenario, presence of strong pregalactic magnetic fields may be the reason why Peas have started to produce stars at such a large rate. Most theoretical and computational studies of reionization era assume lack of dynamically significant magnetic fields (Loeb & Barkana 2001), during formation of first stars. Our results may require a rethinking of this assumption, in presence of  $\mu\text{G}$  level pregalactic magnetic fields. A detailed study of processes at work in Peas in the nearby Universe, will help us understand magnetic field amplification in early galaxies, its role in star formation, supernova feedback and cosmic ray acceleration.

GMRT is run by the National Centre for Radio Astrophysics of the Tata Institute of Fundamental Research. The VLA is run by the National Radio Astronomy Observatory, which is a facility of the National Science Foundation operated under cooperative agreement by Associated Universities, Inc. We thank Avi Loeb for discussions and an anonymous referee for comments.

## REFERENCES

- Amorín, R. O., Pérez-Montero, E., & Vílchez, J. M. 2010, *ApJ*, 715, L128
- Becker, R. H., White, R. L., & Helfand, D. J. 1995, *ApJ*, 450, 559
- Burbidge, G. R. 1956, *ApJ*, 124, 416
- Calvez, A., Kusenko, A., & Nagataki, S. 2010, *Physical Review Letters*, 105, 091101
- Cardamone, C., et al. 2009, *MNRAS*, 399, 1191
- Carilli, C. L., et al. 2008, *ApJ*, 689, 883
- Condon, J. J. 1992, *ARA&A*, 30, 575
- Condon, J. J., Huang, Z., Yin, Q. F., & Thuan, T. X. 1991, *ApJ*, 378, 65
- Daly, R. A., & Loeb, A. 1990, *ApJ*, 364, 451
- Duric, N. 1990, in *IAU Symposium*, Vol. 140, *Galactic and Intergalactic Magnetic Fields*, ed. R. Beck, R. Wielebinski, & P. P. Kronberg, 235
- Fitt, A. J., & Alexander, P. 1993, *MNRAS*, 261, 445
- Giavalisco, M. 2002, *ARA&A*, 40, 579
- Ginzburg, V. L., & Syrovatskii, S. I. 1964, *The Origin of Cosmic Rays*, ed. Ginzburg, V. L. & Syrovatskii, S. I.
- Greisen, E. W. 1990, in *Acquisition, Processing and Archiving of Astronomical Images*, ed. G. Longo & G. Sedmak, 125–142
- Kenney, J. F., & Keeping, E. S. 1957, *Mathematics of statistics*, Van Nostrand, New York, Vol. 1, 52
- Kronberg, P. P., Lesch, H., & Hopp, U. 1999, *ApJ*, 511, 56
- Kulsrud, R. M., & Zweibel, E. G. 2008, *Reports on Progress in Physics*, 71, 046901
- Lintott, C. J., et al. 2008, *MNRAS*, 389, 1179
- Loeb, A., & Barkana, R. 2001, *ARA&A*, 39, 19
- Rees, M. J. 2006, *Astronomische Nachrichten*, 327, 395
- Rybicki, G. B., & Lightman, A. P. 1979, *Radiative processes in astrophysics*, ed. Rybicki, G. B. & Lightman, A. P.
- Sarzi, M., et al. 2006, *MNRAS*, 366, 1151
- Totani, T. 1999, *ApJ*, 517, L69
- Vallee, J. P. 1994, *ApJ*, 433, 778
- White, R. L., Helfand, D. J., Becker, R. H., Glikman, E., & de Vries, W. 2007, *ApJ*, 654, 99
- Widrow, L. M. 2002, *Reviews of Modern Physics*, 74, 775
- Yun, M. S., & Carilli, C. L. 2002, *ApJ*, 568, 88
- Zeldovich, I. B., Ruzmaikin, A. A., & Sokolov, D. D., eds. 1983, *Magnetic fields in astrophysics*, Vol. 3