

Product Review Summarization based on Facet Identification and Sentence Clustering

Duy Khang Ly
National University of
Singapore
Computing 1,
13 Computing Drive
Singapore 117417
ldkhang@gmail.com

Kazunari Sugiyama
National University of
Singapore
Computing 1,
13 Computing Drive
Singapore 117417
sugiyama@comp.nus.
edu.sg

Ziheng Lin
National University of
Singapore
Computing 1,
13 Computing Drive
Singapore 117417
linzihen@comp.nus.
edu.sg

Min-Yen Kan
National University of
Singapore
Computing 1,
13 Computing Drive
Singapore 117417
kanmy@comp.nus.
edu.sg

ABSTRACT

Product review nowadays has become an important source of information, not only for customers to find opinions about products easily and share their reviews with peers, but also for product manufacturers to get feedback on their products. As the number of product reviews grows, it becomes difficult for users to search and utilize these resources in an efficient way. In this work, we build a product review summarization system that can automatically process a large collection of reviews and aggregate them to generate a concise summary. More importantly, the drawback of existing product summarization systems is that they cannot provide the underlying reasons to justify users' opinions. In our method, we solve this problem by applying clustering, prior to selecting representative candidates for summarization.

Categories and Subject Descriptors

H.3.1 [Content Analysis and Indexing]: Abstracting methods;
I.2.7 [Natural Language Processing]: Text analysis

General Terms

Algorithms, Experimentation, Languages, Performance

Keywords

Sentiment Analysis, Summarization, Clustering

1. INTRODUCTION

Product reviews are an important source of information. Not only do customers use them to find opinions about products, but it also allows them to vent their frustrations and share successes with their peers. It also allows product manufacturers to receive feedback on their product lines. Unfortunately, the number of reviews is overwhelming, making it difficult to search and utilize the resource. A user may not manage to read all relevant reviews for a product before needing to make a decision on whether to purchase it or

not. The huge number of reviews also makes it difficult for product manufacturers to keep track of customer opinions of their products – *e.g.*, how do the public find about the recently released models, and what features do they expect to improve in the next models. To address these issues, we build a product review summarization system that can automatically process a large collection of reviews and aggregate information into a readable summary. Our system aims at achieving the following two important goals: (1) to employ an efficient way to automatically identify topics and subtopics in the reviews (*product facet identification*), and (2) to automatically summarize the correspondent opinions and present a coherent summary to users (*summarization*).

In (1) product facet identification, our approach first identifies frequent product dimensions being discussed in a review set. We show that the integration of a new heuristic using sentences' syntactic roles into one of the current state-of-the-art systems achieves better performance in precision. In (2) summarization, we implement a clustering algorithm that identifies a group of sentences sharing the same subtopic, before analyzing their sentiment and producing the desired output summary. Unlike previous approaches, the final summary is able to capture opinions from different dimensions of the product. More importantly, it allows a potential customer to quickly see how the existing customers feel about the product, yet equip him/her with sufficiently detailed information.

This report is an extended version of [21], which elaborates more on the approach used, and expands on the evaluation and analysis of our prior results. In Section 2, we review related work on sentiment analysis and summarization. In Section 3, we propose our product review summarization system. In Section 4, we present the experimental results for evaluating our proposed approaches. Finally, we conclude the paper with a summary and directions for future work in Section 5.

2. RELATED WORK

We divide the related work on the task of summarizing product reviews into two sub-fields: discovering the users' opinions expressed in the reviews (*sentiment analysis*), and aggregating and arranging them in an appropriate output (*summarization*).

2.1 Sentiment Analysis

Sentiment analysis refers to the computational treatment of subjectivity (whether there exists sentiment), the sentiment polarity (positive, negative, neutral or a scale of sentiment intensity), and the opinion content information (opinion holder, topic of opinion, *etc.*), that underlies a text span. The granularity of the text span starts at the level of individual words, then phrases, sentences, and finally the entire document. These levels of granularity also offer a natural way of characterizing the techniques developed in sentiment analysis. However, we do not discuss work at the document level, as the target of our work is not to examine the overall sentiment of the review, but the detailed (and thus finer grained) opinions within the review.

At the word level, Hatzivassiloglou and McKeown [9] predicted the binary semantic orientation of adjectives. They utilized textual conjunctions (*e.g.*, “and,” “but”) in a large training corpus between the target adjective and a seed list of adjectives with manual annotated polarity, achieving an accuracy of 82% in average. Turney *et al.* [30] obtained comparable results with extended target words including not only adjectives, but also nouns, verbs and adverbs. Moreover, their system did not require a corpus as training data. Instead, they approximated the point-wise mutual information [5] between the target word with the positive word “excellent” and with the negative word “poor,” respectively, by counting the number of results returned by Web searches matching queries that join each pair of words by a NEAR operator. Since the scores correspond to the similarity between the target adjective with each positive/negative extreme, the polarity of that adjective can be determined by taking the label that results in the prominent score. More recently, Hu and Liu [12] utilized WordNet [22] – a large lexical database of English with synonym and antonym pointers – to grow a initial seed list of known orientation adjectives into a larger list that covers all the remaining adjectives in WordNet. Their system achieved higher results (accuracy of 84% in average) than the two aforementioned systems, due to WordNet’s stronger sense of organization compared with use of large text or Web corpora, as was used in the former two systems.

The initial success of sentiment analysis at the word level provides the necessary building blocks for studying larger units of texts as shown in [31] and [3]. Both works established a positive and statistically significant correlation with the presence of adjectives on determining the subjectivity of sentences, as well as documents. Furthermore, in determining the sentiment orientation of a sentence, Yu and Hatzivassiloglou [35], and Kim and Hovy [14] aggregated the polarity of each individual adjective or sentimental word that appeared in the sentence itself. Following these works, Wiebe and Riloff [32], Wilson *et al.* [33], and Kim and Hovy [15] introduced additional sentence-surface features (*e.g.*, counts of positive/negative adjectives in a target sentence, or in a window of previous and next sentences; binary feature on whether the sentence contains a pronoun, *etc.*) in a supervised manner, and then achieved fairly good results (up to an accuracy of 70%) in the same task.

Nevertheless, in the domain of product reviews, finding the orientation of the sentence is generally not enough. In fact, it is necessary to identify the semantics of the opinion in the sentence, as the opinion holder may describe a particular facet of the subject in the review that users may be interested in. Typical examples of facets that belong to a camera product would be: battery life, lens, flash system, price, and so on. In the case of a music player, the facets are: sound system, battery life, weight/size, storage capability, and so on. Hu and Liu [12] addressed this problem by first applying data mining techniques to extract facets of the product, then classifying the orientation for each of the sentences where the facets appear in as positive or negative using WordNet. Their

system achieved promising accuracy of 72% in identifying product facets, and that of 84% in predicting facet orientation. Subsequently, Popescu and Etzioni [23] introduced the use of relaxation labeling technique [13] in their OPINE system to determine facet orientation, and achieved an accuracy of 78%. They deem neighboring facets that appear in the same sentence as the target facet based on surface linguistic connective cues, such as conjunctions and disjunctions. More recently, Ding *et al.* [6] proposed a state-of-the-art system that further incorporated a set of complex carefully-built grammar rules between adjacent sentence constructions as well as neighboring facets, together with a collection of comprehensive polarity-annotated lists of idioms, nouns, verbs, adjectives and adverbs, to solve the same problem. The system achieved an accuracy of 92%, closely matching the upper bound of the performance of human perception.

While the work on sentiment analysis discussed above make much of discovering the users’ opinions in the reviews, few managed to aggregate these opinions together. In recent work, Sauper *et al.* [26] proposed an integrated approach that jointly learns product facets and user sentiments for product reviews using Bayesian topic models. Another approach to this problem is to view the aggregation task as a summarization task, which we review next.

2.2 Summarization

In the early stages of the opinion summarization, Turney *et al.* [30] produced a thumbs-up/thumbs-down indication for movie reviews as the output of its orientation classification component. The movie itself was treated as a single entity of interest. Refining this to cater to the detailed characteristics of products, Hu and Liu [12], and Popescu and Etzioni [23] focused on product facets – distinctive features of the product that users often make comments upon – and generated facet-driven summary, supported with sentence-level statistics, *i.e.*, the number of positive/negative sentences that the facet belongs to. Subsequently, Liu *et al.* [19] extended the single facet-driven summary into a comparative-based summary between many products, where the orientation of all shared facets are plotted together with their number of supporting sentences for visualization. However, while users may prefer these systems for an at-a-glance presentation of products, they only provide only shallow information. In such systems, while users can learn that how many people prefer or dislike a facet, it does not explicitly help users organize the (shared) underlying reasons for their opinions.

Multi-document summarization techniques are more relevant, since the task does not address a single review but a set of reviews. The main characteristic of multi-document summarization is both leveraging and cleaning up the inherent redundancy of the input, where similar information often appears across different sources. Dejong [7] as well as Radev and McKeown [25] applied information extraction techniques to gather information from different sources, and generated summaries by filling those extracted information into some predefined sentence templates. However, their frameworks require significant background knowledge in order to create the detailed templates at a suitable level, and this fact results in domain-dependent system. Barzilay *et al.* [2] proposed a novel approach that does not depend on domain-specific knowledge. In their system, each sentence is first transformed into a predicate-argument structure called a DSYNT tree [16] with the nodes being the sentence constituents. Under this representation, grammar dependencies between sentence constituents (subject-verb relation, adjective-noun relation, *etc.*) are captured and essentially abstracted from their ordering in the sentence. Therefore, with the assistance of a set of paraphrasing rules that are capable of recognizing identical or similar predicates, they were able to derive rules to combine similar DSYNT trees of sentences from different sources together. The resulting tree is fed to a final sentence gener-

ation component to formulate a new sentence. Carbonell and Goldstein’s maximum marginal relevance (MMR) [4] is another widely used technique in multi-document summarization; for example, Ye *et al.* [34] leveraged MMR to solve their summarization task on general news to obtain reasonable results. In details, MMR is an iterative algorithm, which selects a sentence from the collection per round to insert into the final summary based on: (1) the selected sentence covering the most new information mentioned by the remaining unselected sentences, and (2) the selected sentence also has minimum similarity with all previously selected sentences in the summary. The algorithm terminates either when a fixed number of sentences is selected, or when the content overlapping between any candidate sentence and the summary at that iteration exceeds a predefined threshold.

2.3 Shortcomings of Related Work

As described in Section 2.1, there exists two systems [12] and [23] that addressed the problem of product facet identification. However, these systems only analyze users’ opinions in the review and do not summarize these opinions. Furthermore, it is not clear how they constructed queries that combine a set of cue words associated with the product class (*e.g.*, “of camera,” “camera has,” “camera comes with,” and so on) and the candidate facet together. Our own early experiments with different query combinations also do not show consistent results with their systems. In recent work, Titov and McDonald [28] proposed a joint statistical model to find the set of relevant facets for a rated entity and extracted all textual mentions that are associated with each other. But they focus on finding the set of facets and do not tackle summarization.

We can see that the works of [30, 12, 23, 19] focus on sentiment analysis rather than summary generation, but do not address the problem of extracting the underlying reasons for an opinion. To solve this problem, in this paper, we apply summarization techniques to produce user-friendly product review output. Multi-document summarization [7, 25, 2], techniques that previously experimented on news, have yet to be adapted for the domain of product reviews. Product reviews differ from news articles in that they may not be grammatically well-formed and crucially, involve sentiment analysis. In [34], the applied MMR variant requires a metric to compute the content similarity between any two sentences, but when it comes to our domain of product reviews that exhibits both content and sentiment information, it is difficult to define an appropriate metric.

To the best of our knowledge, there are no systems that combined sentiment analysis with summarization techniques to generate product review summaries. Therefore, we have constructed a system that incorporates the results from both sentiment analysis and summarization, aiming to fuse the advantages of both tasks.

3. PROPOSED METHOD

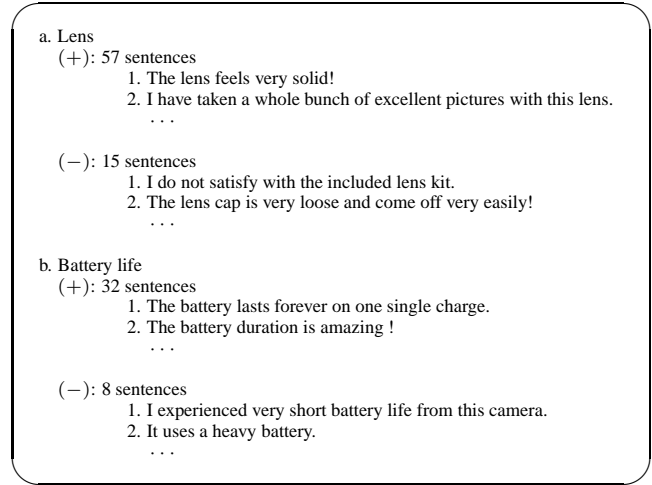
3.1 Motivation

In order to justify the need to discover the underlying reasons in users’ opinions, we first compare between the outputs of existing product review summarization systems such as Google Product¹, Bing Shopping², Hu’s system [11], and the output that we aim to produce in our system.

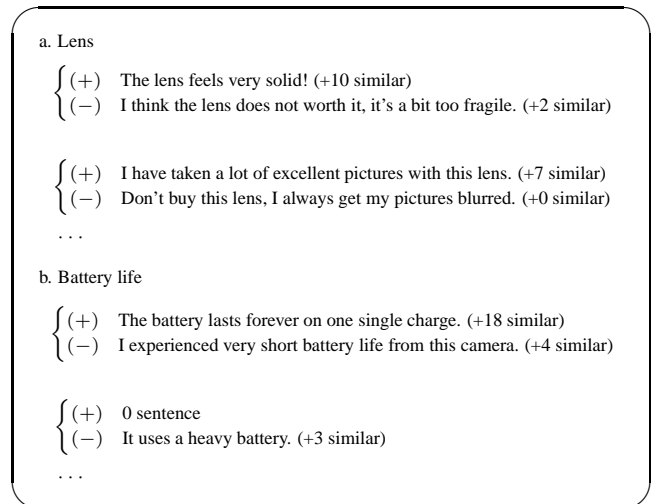
Figure 1 shows two summaries, one that represents the existing systems, as well as one that represents our target output. Both summaries are structured naturally based on product facets. However, the summary in Figure 1(a) provides only the total number of positive and negative sentences ((+) and (-), respectively) for each

¹<http://www.google.com/products/>, as of 2010

²<http://www.bing.com/shopping/>, also as of 2010



(a) Output summary produced by existing systems.



(b) Desired output summary proposed by us.

Figure 1: Comparison of summaries obtained from (a) existing, and (b) our proposed systems.

facet, and there is no attempt to organize the sentences shown below the number. We see that users still need to review the (possibly numerous) individual sentences to discover the actual set of reasons that justify the given sentiment. Therefore, it does not satisfy the ultimate purpose of a summary. To address this, as illustrated in Figure 1(b), a summary that provides reasoning of the likes and dislikes is preferable, as it makes such direct information explicit.

The reader may question that the proposed summary is similar to Figure 1(a) in structure. but simply with an additional level of subtopics. Here, we do point out that Figure 1(b) is not just a finer grained version of Figure 1(a). The grouping of subtopics provides a good form of *reasoning* and *indication* to users on what facets (*e.g.*, lens, battery life) are liked/disliked.

3.2 System Overview

Figure 2 shows an overview of our product review summarization system. Our system consists of two main components: (1) product facet identification, and (2) summarization.

Aside from the text of the review itself, a review may also feature additional information such as date, time, title author name and

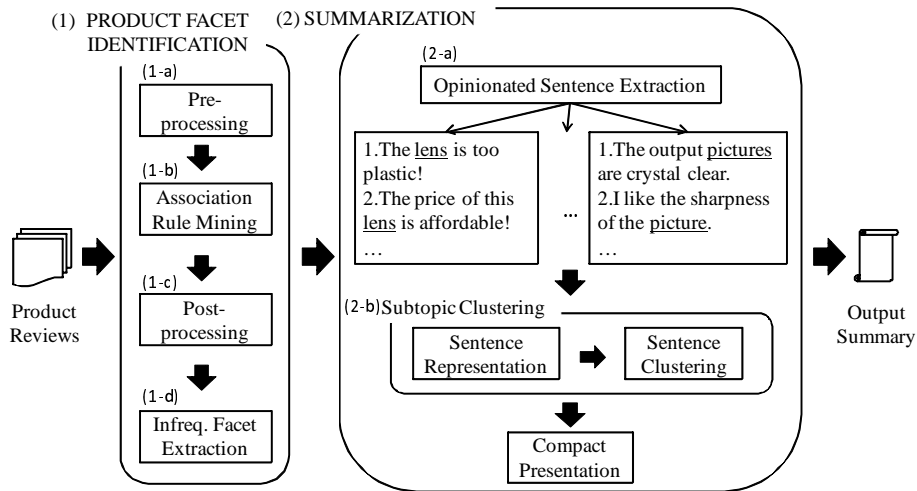


Figure 2: System overview.

star-based ratings. For inputs to the (1) product facet identification component, we do not use any of these information sources, relying on only the text body alone, so that our approach is most general. We first preprocess these sentences with a Part-of-Speech (POS) tagger to obtain the POS label for each word. In the next step, only those words that received the label as *Noun* or *Adjective* – being part of noun phrases – are collected and fed to the association mining module, which generates a list of candidate frequent product facets. This is followed by some post processing operations in order to remove redundant results. Last but not least, all the adjectives associated with those frequent facets in the sentences are also gathered, and used as a means to look up those infrequent facets. Finally, opinionated sentences that contain product facet are extracted.

In the (2) summarization component, the input are groups of sentences that belong to each of the product facets obtained from the (1) product facet identification component. We preprocess this list of facets to identify and remove insignificant facets. In the next step, we start considering sentences under each facet independently from others. Each group of sentences is sent to the subtopic clustering module. This clustering module first defines a “sentence representation” based on the similarity between any two sentences, and then combines similar sentences to generate clusters. The output from this module is fed to the “compact presentation” module, which applies sentiment analysis and summarization techniques to generate the final summary.

3.3 Product Facet Identification

3.3.1 Assumptions

It is important to justify that we follow the same assumption described in [11], so that we consider only product facets that appear as nouns or noun phrases; our method has the limitation that it cannot handle implicit facets that are not explicitly mentioned. To explain this crucial point, suppose the following two sentences from camera reviews:

- (1) The pictures of this camera are very clear.
- (2) The camera fits nicely into my palm.

In the sentence (1), the user expresses his/her satisfaction about the quality of the picture taken by the camera, and we can infer that the noun *picture* is a facet of the camera. On the other hand, the

sentence (2) discusses the size of the camera. However, the word *size* does not appear explicitly in the sentence. In order to identify implicit product facets, we need deep semantic understanding of the domain, which implies that we have to rely on algorithms that have semantic knowledge of words, a difficult level of technology at the present time. Fortunately, explicit facets appear more often in the reviews than implicit ones. In our implementation, we consider a span of continuous words as a noun phrase when its rightmost word is a noun and the rest of the phrase is composed of nouns or adjectives (*e.g.*, battery life, external flash).

3.3.2 Preprocessing

Part-of-Speech Tagging

We utilize the Stanford POS Tagger³ [29] to process each input sentence and yield the part-of-speech (POS) label for each word. We observe that the tagger performs fairly well at identifying the correct label for nouns and noun phrases, even though there are a number of oddly-structured sentences present in the reviews. We do not consider stopwords in the tagging results, while the remaining noun and noun phrases are also converted to their stemmed version using the Porter stemmer⁴ [24]. The following shows a sentence “I recommend this camera for excellent picture quality” with the POS tag (*NN* and *JJ* are labels for noun and adjective respectively):

*I/PRP recommend/VB this/DT camera/NN for/IN
excellent/JJ picture/NN quality/NN .*

Syntactic Roles

We need to further refine the performance of our module in terms of precision by filtering away noisy results. For instance, the following words are all accepted as candidate product facets when we process a set of camera reviews: “light,” “hand,” “time,” “month,” “hour,” and so on. While these nouns often appear in the reviews, they are not pruned by any of the statistical criteria employed in Hu and Liu’s system [11]. Therefore, we introduce the use of syntactic roles within a sentence as a feature to help distinguish a genuine product facet from such noisy ones. Consider the following sentences parsed by Stanford Dependency Parser⁵ [17]:

³<http://nlp.stanford.edu/software/tagger.shtml>

⁴<http://www.tartarus.org/~martin/PorterStemmer/>

⁵<http://nlp.stanford.edu/software/lex-parser.shtml>

- (1) The larger *lens* of the *g3* gives better *picture quality* in low light.
 ..., nsubj(gives-7, lens-3), ..., dobj(gives-7, quality-10), ...
- (2) When I took outdoor *photos* with plenty of light, the *photos* were awesome.
 ..., dobj(took-3, photos-5), ..., nsubj(awesome-14, photos-12), ...
- (3) My fiance just did not like the *size*, it is so small in her hand.
 ..., dobj(like-6, size-8), ...

According to the examples above, we observe that genuine facets tend to appear as either subjects or objects within the sentences. In fact, our analysis on a subset of camera reviews (more than 300 sentences that contain some facets over 24 reviews) shows that more than 90% of the instances correspond to the above observation.

This is not too surprising as subjects and objects in the sentences are usually the targets at which the users express their opinions. These findings suggest that we can filter non-subject and non-object nouns and noun phrases from the set of identified candidate facets. Compared with the processing pipeline in Hu and Liu’s system [11], we introduce our own heuristic during the preprocessing step so that only those legitimate noun or noun phrases are delivered to the association mining step, in addition to the infrequent facet extraction step where the system does not extract those noun or noun phrases that do not appear above a certain number of times.

3.3.3 Association Rule Mining

In this component, we use association rule mining technique [1] to statistically identify all the frequent explicit product facets. Before we draw the relation between association rule mining and our domain of interest, we outline the general descriptions of this technique as follows:

Items:

An item is the smallest entity being considered in a particular domain of interest. An itemset is a set of items, and the set of all items is denoted as I .

Transaction:

Transaction t contains itemset X if $X \subseteq t$. The set of all transactions is denoted as D .

Association Rule:

$X \Rightarrow Y$ where $X \subseteq I$, $Y \subseteq I$ and $X \cap Y = \emptyset$

Support:

$supp(X)$ is the number of transactions in D that contain itemset X . If applied to a rule, $supp(X \Rightarrow Y) = supp(X \cup Y)$.

Confidence:

$cond(X \Rightarrow Y)$ is the number of transactions in D that contain itemset X if only contain itemset Y .

The mining of association rules is then defined as generating all possible rules that have support and confidence greater than the user-defined minimum values. The Apriori algorithm [1] solves this using the following two phases: (i) Identify all frequent itemsets that satisfy the minimum support, and (ii) Generate rules from those discovered frequent itemsets that satisfy the minimum confidence.

When we apply this algorithm to our approach, the items are the nouns and noun phrases extracted from the “Preprocessing” step and the transactions are the sentences containing those nouns and

noun phrases. We only need to run the first phase of the Apriori solution in order to obtain the set of frequent itemsets, or equivalently the set of candidate frequent product facets. At the same time, we also conveniently obtain the ranking for this set of candidate frequent product facets based on their support values. This ranking is an important aspect that we utilize in the downstream summarization module when presenting information to the users.

3.3.4 Post Processing

As we consider a large portion of possible nouns and noun phrases appeared in the review, not all are genuine facets; *i.e.*, some of them are not interesting or redundant. Therefore, post processing step removes those irrelevant facets by applying the following rules:

Usefulness Pruning

This criterion focuses on removing single-word facets that are likely to be meaningless. For example, in the context of camera reviews, *life* itself is not a useful facet, while *battery life* is a meaningful facet. We can solve this problem by computing the pure support of a facet f , which is defined as the number of sentences that f appears alone without being subsumed by any other facets. If this number is below a predefined threshold, there is a strong evidence that we can just keep the superset of f as the useful facet.

Compactness Pruning

This criterion targets redundant facet phrases – noun phrases that are discovered as facets. For example, *photo pixel*, *sample image* are not as compact as *pixel* and *image*. For each of words that the phrase contains, we compute the ratio between the support of the phrase and the support of that individual word. If any of these ratios is less than predefined threshold, we prune the facet phrase.

3.3.5 Infrequent Facet Extraction

As stated thus far, association mining is not able to discover infrequent product facets, as they have fairly low support value. However, in the case of product facets, users tend to put similar opinion words. To illustrate this fact, let us examine the following two sentences:

- (1) The camera takes absolutely amazing pictures.
- (2) The accompanied software is amazing.

In Sentence (1), *picture* is a frequent facet that has been identified by our association mining module, while *software* in Sentence (2) is an infrequent one, and thus rejected by frequency. On the other hand, we observe that they have the common adjective *amazing*. Hence, our heuristic works in the following two steps: (i) gather all opinion words that modify frequent facets; (ii) if a sentence contains an infrequent facet candidate, but is modified by one or more of the opinion words from (i), the nearest noun and noun phrase is included as a facet. In this way, we can recover “software” as a product facet.

3.4 Summarization

3.4.1 Opinionated Sentence Extraction

Sentences that contain any of the product facets that we have discovered are labeled with that corresponding facet. A sentence can be assigned to more than one facet, as that sentence may discuss a relation between many facets. The following instances show sentences being labeled with one and two product facets respectively:

- (1) The **lens** blocks the **viewfinder** when the lens is set to wide angle.
- (2) The 10 **megapixels** produces really sharp **pictures**.

It is important to note that we do not feed all labeled sentences into the summarization component. We choose opinionated sentences only, since we place larger emphasis on summarizing users' opinions in this work. In order to achieve this, we apply the technique of sentiment analysis to filter the labeled sentences based on the approach proposed in [6]: we first prepare a seed list of known-polarity adjectives using synonym/antonym pointers in WordNet, and cover the other unknown adjectives. The sentence polarity is then determined as the summation of all subjectivity scores of those adjectives in the sentence. If the resulting summation score is positive (negative), the sentence is classified as positive (negative).

Similarity Pruning

Users can also employ synonyms to mention the same facet. For example: *picture* versus *image*, *photo*; or *screen* versus *monitor*. However, they are treated as different genuine facets in Hu and Liu's system [11]. If we follow this definition, different pieces of summary for the same facet will be produced, which is not desirable. To solve this problem, we apply Kong *et al.*'s word semantic similarity measure [20] to compute the similarity between any of two candidate facets. If the score is greater than a predefined threshold, the two words (and hence their correspondent sentences) are combined together.

Kong *et al.* [20] constructed an edge-counting based model that considers the depth of least common subsumer and the shortest path length between any two words in WordNet. Formally, given two words w_1 and w_2 , the semantic similarity $s_w(w_1, w_2)$ is defined by Equation (1):

$$s_w(w_1, w_2) = \frac{f(d)}{f(d) + f(l)}, \quad (1)$$

where l is the length of the shortest path between w_1 and w_2 , d is the depth of the least common subsumer in the WordNet hierarchical semantic net, and $f(x)$ denotes the transfer function for d and l . For $s_w(w_1, w_2)$, the interval of similarity is $[0, 1]$, 1 for the maximum similarity and 0 for no similarity at all. We follow the experimental results shown in [20] and choose $f(x) = e^x - 1$. The resulting formula is:

$$s_w(w_1, w_2) = \frac{e^{\alpha d} - 1}{e^{\alpha d} + e^{\beta l} - 2} \quad (0 < \alpha, \beta < 1), \quad (2)$$

where α and β are smoothing factors. As reported in [20], the optimal values of α and β are both 0.25. We also use these optimal values in our experiments.

Sentence Representation and Similarity Measurement

After identifying product facets, sentences are analyzed to determine their subjectivity. To facilitate the subsequent clustering algorithm, we decide to adopt a simple yet novel sentence representation, together with a sentence similarity measurement scheme proposed in [18], which yields state-of-the-art results. At a high-level view, the algorithm utilizes a dynamic vector representation that adapts to the size of the sentence, and computes the cosine similarity between two sentence vectors.

The algorithm starts with identifying "concepts" in the sentence [34]. Concepts are defined as those open class words (nouns, verbs, adjectives and adverbs, excluding stopwords) in the sentence. We additionally employ the restriction on syntactic roles, described in Section 3.3.2 so that we only include those words that hold subject and object roles in the sentence. In detail, we extract important nouns that are subject or object, main verbs/adjectives associated with those important nouns, adverbs that modify the main verb/adjectives. Then given two sentences for which we want to compute similarity, s_1 with the set of concepts C_1 , and s_2 with the

Assume that the following two sentences with the underlined concepts:

- $s_1 =$ The battery of this camera is very impressive.
 $s_2 =$ Canon camera always has a long battery life.

Therefore, the joint vector is denoted as follows:

$$C = \{\text{battery, camera, impressive, has, long, life}\}$$

The resulting sentence vectors V_1 and V_2 are as follows:

$$V_1 = \{1.0, 1.0, 1.0, 0.0, 0.3, 0.15\}$$

$$V_2 = \{1.0, 1.0, 0.3, 1.0, 1.0, 1.0\}$$

The semantic similarity between two sentences, s_1 and s_2 is computed as follows:

$$\text{sim}(s_1, s_2) = 0.69$$

Figure 3: Example of sentences together with their vector representation.

set of concepts C_2 , we define a joint concept vector $C = C_1 \cup C_2$. In the next step, V_i – the vector representation for s_i ($i = 1, 2$) – is created, with size equal to that of C , whose values are determined by the following rules:

At index k ,

- If s_i contains $C[k]$ – concept at k^{th} index in the joint vector, $V_i[k]$ is set to 1.0.
- If s_i does not contain $C[k]$, a semantic similarity score is computed between $C[k]$ with all concepts in that sentence. $V_i[k]$ is then set to the highest similarity score. We apply the same Equation (2) to compute similarity.

The semantic similarity between two sentences s_1 and s_2 can now be measured by the cosine similarity between the two representative vectors V_1 and V_2 , respectively, which results in a score within the range $[0, 1]$. This similarity is defined by Equation (3):

$$\text{sim}(s_1, s_2) = \frac{V_1 \cdot V_2}{\|V_1\| \cdot \|V_2\|}. \quad (3)$$

Figure 3 shows an example of the above steps for clarification.

3.4.2 Subtopic Clustering for Summarization

Once all pairwise similarities are calculated, we feed the set to the sentence clustering module. We implemented both hierarchical and non-hierarchical algorithms to compare their performances.

(1) Hierarchical Clustering

We apply hierarchical clustering in an agglomerative (bottom-up) manner. Individual sentences are initialized as singleton clusters, and are iteratively merged to form clusters with the minimum pairwise distance together. This continues until a terminating criterion is satisfied. The well-known pairwise cluster distances are complete-link, single-link and groupwise-average. Among them, we employ groupwise-average distance as our preliminary experimentation shows that it performs more consistently. Given two different clusters c_i and c_j , the groupwise-average distance is defined as follows:

$$\text{sim}(c_i, c_j) = \frac{1}{|c_i \cup c_j| - 1} \sum_{x \in c_i \cup c_j} \sum_{y \in c_i \cup c_j: y \neq x} \text{sim}(x, y).$$

Too many small clusters result in an excessively detailed summary and an over-estimation of the number of actual subtopics, while a few large clusters result in a summary that omits important information. Therefore, we adopt an algorithm proposed in [8] to estimate the final number of clusters. The clustering process will terminate as soon as the number of clusters exceeds this value. In [8], they first defined the notion of links: if the semantic similarity score between any two sentences are greater than a certain threshold, a link is posited, joining the two sentences together. Therefore, if we compute the similarity score for every two sentences in the collection and apply the notion of links, a graph with the vertex being sentences, and edges representing those links will be created. Then the number of estimated clusters c given the input of n sentences that correspond to a graph with m connected components is defined as follows:

$$c = m + \left(\frac{n}{2} - m\right) \left(1 - \frac{\log(L)}{\log(P)}\right), \quad (4)$$

where L is the observed number of links. In addition, the maximum possible number of links P is defined as follows:

$$P = \frac{n(n-1)}{2}.$$

(2) Non-hierarchical Clustering

We also implement a non-hierarchical clustering technique, the exchange method [27], which regards the clustering problem as an optimizing task. The algorithm seeks to minimize an objective function Φ that measures the intra-cluster dissimilarity between a partition $P = \{C_1, C_2, \dots, C_k\}$:

$$\Phi(P) = \sum_{i=1}^k \left(\frac{1}{|C_i|} \sum_{x,y \in C_i, x \neq y} (1 - \text{sim}(x,y)) \right). \quad (5)$$

The same estimation on the number of final clusters mentioned earlier is first applied to determine the size of the partition P . The algorithm then proceeds by creating an initial assignment of the sentences into the partition, and looking for locally optimal moves (“swaps”) of sentences between clusters that improve Φ in each iteration until convergence. Since this is a hill-climbing method, it is necessary to call the algorithm multiple times, with random partition of sentences into the clusters each time. The optimal overall configuration will be selected as the final clustering result.

(3) Compact Presentation of Sentences

This step generates and presents the resulting target summary shown in Figure 1 (b). It considers sentence clusters from all facets generated by the previous “Subtopic Clustering” component. By applying the sentiment analysis technique described in Section 3.4.1, we can determine the orientation for every sentence in a particular subtopic. With this information, we are able to partition the sentences in each subtopic based on their polarity. The subsequent task is to select the most representative sentence for each partition. The selected sentence must represent the maximum information present in the other sentences; in other words, the target sentence is most similar to all the remaining sentences. Thus, we define a metric to compute the representative power of a sentence as follows:

For each sentence s_i in the correspondent positive/negative partition P , we define its representative power $Rep(s_i)$ as follows:

$$Rep(s_i) = \sum_{s_j \in P - s_i} \text{sim}(s_i, s_j). \quad (6)$$

The sentence with the highest representative power will be selected as the output sentence to users. Finally, for the user’s quick refer-

ence, we also supplement the selected sentence with the number of sentences sharing the same point of view.

4. EXPERIMENTS

4.1 Experimental Data and Measure

4.1.1 Experimental Data

In our experiments, we use publicly available sets of reviews for three products (camera, phone, and DVD) [11]. This dataset is directly compatible to our “product facet identification” component, since we evaluate our implemented version of Hu and Liu’s system and our proposed system in the exactly the same way as in [11]. In addition, to evaluate the summarization component, we prepare our own labeled data, which consists of sentences being partitioned into subtopics for a set of 22 most frequent facets extracted from those three products. The inter-annotator agreement between two annotators was 85%. The final extraction of the data for evaluation that reached both annotators’ consensus was 90%.

4.1.2 Evaluation Measure for Product Facet Identification

We use the standard precision and recall measures to evaluate the performance of our product facet identification component. Let MF and SF be manually extracted facets and system extracted facets, respectively. Precision (Pre) and recall (Rec) are defined as follows:

$$Pre = \frac{|\{MF\} \cap \{SF\}|}{|\{SF\}|}, \quad Rec = \frac{|\{MF\} \cap \{SF\}|}{|\{MF\}|}.$$

4.1.3 Evaluation Measure for Summarization

In order to evaluate the performance of our summarization component, we use purity, inverse purity, and F -measure (the harmonic mean of purity and inverse purity) that are widely used clustering measures [10].

Purity is related to the precision measure. This measure focuses on the frequency of the most common category in each cluster, and rewards the clustering algorithm that introduce less noise in each cluster. Let C , L , and n be the set of automatic clusters to be evaluated, the set of manual annotated clusters, and the number of sentences to be clustered, respectively. Purity is computed by taking the weighted average of maximum precision values:

$$Purity = \sum_i \frac{|C_i|}{n} \max \text{Precision}(C_i, L_j),$$

where the precision of an automatic cluster C_i for a given manual subtopic L_j is defined as:

$$\text{Precision}(C_i, L_j) = \frac{|C_i \cap L_j|}{|C_i|}.$$

Inverse Purity focuses on the cluster with maximum recall for each category, rewarding clustering solutions that gather more elements of each category in a corresponding single cluster. Inverse Purity (I -Purity) is defined as follows:

$$I\text{-Purity} = \sum_i \frac{|L_i|}{n} \max \text{Precision}(L_i, C_j).$$

The F -measure F_α that is the harmonic mean of purity and inverse purity is also defined as follows:

$$F_\alpha = \frac{1}{\alpha \frac{1}{Purity} + (1 - \alpha) \frac{1}{I\text{-Purity}}}.$$

Table 1: Performance of the product facet identification component in Hu and Liu [11].

Data	Number of manually extracted facets	Association mining		Post processing		Infrequent facet	
		Recall	Precision	Recall	Precision	Recall	Precision
Camera	79	0.671	0.552	0.658	0.825	0.822	0.747
Phone	67	0.731	0.563	0.716	0.828	0.761	0.718
DVD	49	0.754	0.531	0.754	0.765	0.797	0.793
Average	65	0.719	0.549	0.709	0.806	0.793	0.753

Table 2: Performance of our product facet identification component, comprising of Hu and Liu’s system [11] + the use of syntactic roles.

Data	Number of manually extracted facets	Association mining		Post processing		Infrequent facet	
		Recall	Precision	Recall	Precision	Recall	Precision
Camera	79	0.671	0.646	0.658	0.894	0.822	0.842
Phone	67	0.731	0.648	0.716	0.903	0.761	0.769
DVD	49	0.754	0.610	0.754	0.818	0.797	0.867
Average	65	0.719	0.634	0.709	0.872	0.793	0.826

In our evaluation, we set the value of α to 0.5, and denote it as F_1 (rather than $F_{0.5}$ to follow standard F_1 semantics) in the following.

4.2 Experimental Results

4.2.1 Product Facet Identification

Tables 1 and 2 show the results of our implemented version of Hu and Liu’s system [11], and the results when we integrate heuristic of syntactic roles into their system, respectively. Table 1 shows that our reimplementation can achieve the results reported in [11]. We observe that the system identifies most of the common facets such as *battery*, *picture*, *lens* for camera, *signal*, *headset* for phone and *remote control*, *format* for DVD player. We observe an improvement in precision in Table 2 as most of noisy results have been filtered away using syntactic role information. For example, in *Camera* dataset, while the precision in infrequent facet extraction in Table 1 achieves 0.747, the precision, infrequent facet extraction in Table 2 achieves 0.842. This shows 0.095 improvement. However, we observe no improvement in recall since the syntactic role heuristic is a filter, eliminating noise rather than adding new results.

4.2.2 Summarization

Table 3 shows the results for the summarization component. Each of facets contains different number of subtopics, even as low as one.

For example, the *Price* facet in the *DVD* product actually has no subtopic, resulting in just one manually defined cluster. The reason is that users only express their opinions toward two extremes on whether the DVD player is expensive or affordable (note that subtopic is independent of sentiment information). Similarly, for the *Format* facet in the *DVD* product, users only discuss whether the DVD player can play all video formats or not. Thus, the number of manually defined clusters is also one.

On the other hand, some facets have a lot of subtopics (e.g., *Lens* in *Camera* (7 subtopics), *LCD* in *Camera* (6 subtopics), etc.). This is due to the fact that they exhibit many different properties (the size, ease of use, price, etc. for the *lens*, or the resolution, material, color, etc. for *LCD*). Users do discuss the many angles of these subtopics. We also observe that the common facet *Service* in *Phone* produces more subtopics (5 subtopics) compared with those mentioned in *DVD* (1 subtopic). This is because generally, *Phone* users tend to compare among many different service providers, while *DVD* users only complain about the service of that particular manufacturer in the review, with almost no comparison to its competitors.

Interestingly, the number of subtopics varies not only from facet to facet, but also from product to product. In our data, the product *Camera* shows the greatest number, about 5 subtopics per facet on average, while *DVD* only contains 2 subtopics per facet on average. This can be explained from the above observation: the facets that belong to *Camera* usually have richer properties to be commented on compared with those belong to *DVD*. Interestingly, this also impacts the performance of our clustering algorithm.

We compare the performance of our algorithms with a baseline, which randomly assigns sentences to clusters. Note that the number of clusters is determined by the estimation in Equation (4), before the clustering process starts. The estimated cluster number is fed to the random algorithm as well (for comparison). We record the average performance of the random clustering baseline over 200 trials. For the non-hierarchical clustering approach, we also execute the algorithm 200 times, in order to ameliorate the effect of occurrences where the algorithm is trapped in a local minimum. We record the run that minimizes the objective function in Equation (5) the best. However, we need to execute the hierarchical clustering algorithm only once, as it is a deterministic algorithm given the estimated number of final clusters.

The last row in each product data in Table 3 shows the relative performance of the proposed algorithms with respect to the baseline of random clustering. According to Table 3, our two proposed clustering algorithms always outperform the baseline of random clustering by a significant amount.

On the other hand, we observe small differences in the average performance between the hierarchical approach and the non-hierarchical one. The non-hierarchical approach tends to perform better when the number of subtopics is large (e.g., *Lens* in *Camera*, *Service* in *Phone*), but performs worse when the number of subtopics is small (e.g., *Service* in *DVD*). An analysis shows that when more subtopics exist, the non-hierarchical approach has a better chance to reach the global solution as every move/swap operation it suggests affects the objective function. However, when we have small number of subtopics, its move/swap operation is not as effective, and the algorithm also terminates quickly; while the hierarchical approach using average-link distance keeps a better balance between the clusters.

We have shown that both hierarchical and non-hierarchical clustering outperform the baseline of random clustering in all three products, *Camera*, *Phone*, and *DVD*. However, we observe that the marginal percentage in performance between them tends to decrease as the number of subtopics reduces. In most cases, with a

Table 3: Performance of the Summarization component.

Data	Facet	Number of manually defined clusters	Hierarchical clustering			Non-hierarchical clustering			Random clustering		
			Purity	I-Purity	F ₁	Purity	I-Purity	F ₁	Purity	I-Purity	F ₁
Camera	Battery	4	0.864	0.591	0.702	0.864	0.636	0.733	0.864	0.455	0.596
	Memory	3	0.643	1.000	0.783	0.643	0.786	0.707	0.500	0.643	0.563
	Flash	4	0.556	0.722	0.628	0.667	0.722	0.693	0.500	0.611	0.550
	LCD	6	0.478	0.826	0.606	0.565	1.000	0.722	0.348	0.739	0.473
	Lens	7	0.792	1.000	0.884	0.792	1.000	0.884	0.500	0.667	0.571
	Megapixels	5	0.621	0.483	0.543	0.724	0.552	0.626	0.552	0.414	0.473
	Mode	6	0.813	1.000	0.897	0.813	1.000	0.897	0.500	0.625	0.556
	Shutter	6	0.643	0.929	0.760	0.643	0.929	0.760	0.429	0.786	0.555
	Average	5.13	0.676	0.819	0.725	0.714	0.828	0.753	0.524	0.617	0.542
Phone	Battery	3	0.824	0.765	0.793	0.765	0.706	0.734	0.706	0.588	0.642
	Camera	3	0.727	0.636	0.679	0.727	0.636	0.679	0.727	0.545	0.623
	Headset	4	0.467	0.733	0.570	0.400	0.600	0.480	0.400	0.667	0.500
	Radio	3	0.737	0.737	0.737	0.737	0.737	0.737	0.737	0.579	0.648
	Service	5	0.438	0.875	0.583	0.563	1.000	0.720	0.375	0.625	0.469
	Signal	3	0.824	0.941	0.878	0.824	0.765	0.793	0.824	0.588	0.686
	Size	3	0.760	0.680	0.718	0.920	0.680	0.782	0.720	0.520	0.604
	Speaker	4	0.684	0.895	0.775	0.684	0.789	0.733	0.684	0.632	0.657
	Average	3.50	0.682	0.783	0.717	0.702	0.739	0.722	0.647	0.593	0.604
DVD	Price	1	1.000	0.714	0.833	1.000	0.762	0.865	1.000	0.524	0.688
	Remote	4	0.625	0.750	0.682	0.563	0.750	0.643	0.500	0.688	0.579
	Format	1	1.000	0.714	0.833	1.000	0.571	0.727	1.000	0.500	0.667
	Design	1	1.000	1.000	1.000	1.000	1.000	1.000	1.000	1.000	1.000
	Service	1	1.000	0.739	0.850	1.000	0.522	0.686	1.000	0.522	0.686
	Picture	4	0.800	0.850	0.824	0.800	0.850	0.824	0.450	0.500	0.474
	Average	2.00	0.904	0.795	0.837	0.894	0.743	0.791	0.825	0.622	0.682

reliable sentence similarity measurement, the estimated number of final clusters is indeed very close to the annotated subtopics. When we have only a few topics, the estimated number of final clusters is also small. Under this condition, each sentence assigned by the random clustering algorithm also has a higher chance of assigning the correct cluster. As a result, we do not observe a large improvement for our proposed clustering algorithms over the random algorithm. On the other hand, if we have many topics, the estimated number of final clusters also becomes larger. This is why the random assignment gets little success in assigning sentences to the correct clusters.

5. CONCLUSION

In this work, we have proposed a system that can summarize product reviews. Existing systems related to product reviews summarization usually constructed a facet-based summary, which can aggregate sentiment information that belongs to each facet. We have implemented this similar method as the first component in our system. We improve this component’s performance by applying syntactic role information within a sentence.

More importantly, since we showed the existence of underlying subtopics within facets, we introduced a second task that actually summarizes the reviews from a deeper perspective. Our summarization component proceeded by grouping sentences about the same subtopics together, and provided a compact summary with the sentiment information to the users. We introduced a clustering approach to solve the subtopic problem. Nevertheless, the approach is highly dependent on the semantic similarity between words as well as sentences, which is a problem that we cannot completely solve without some forms of manual input. In addition, we do not utilize deep semantic information in determining the similarities between sentences. If we are able to analyze such semantics, our system may be able to achieve better performance.

Several extensions from our current system are possible. Different brand names that belong to a particular product class (e.g., Nikon, Canon (Camera); Pioneer (DVD); iPod (Music Player), etc.),

or product/manufacture names of the accessories that go together with the main product (e.g., Kingston (compact flash card for camera), Nvidia (graphic card for computer, etc.), are all treated as genuine facets in the annotation from the dataset. However, in most cases, they appear together with some other facets when comparison is made between that product and its competitors (“My Canon camera has longer battery life than Nikon”). These general/proper entities are not very useful for summarization and should be excluded. It is one of the future works to build a module that recognizes these proper names and excludes them. Comparative-based summarization system would benefit directly from our systems, as it is now able to compare product facets at a more fine-grained level. Alternatively, as our summarization system only generates extractive-based summary, it might be more desirable to have a system that can reformulate the output sentences from our subtopic clustering and provides users with content. Last but not least, more useful metadata about the reviews such as title, users’ ratings, and so on can also be augmented to the summarization system.

6. REFERENCES

- [1] R. Agrawal and R. Srikant. Fast Algorithms for Mining Association Rules. In *Proc. of 20th International Conference on Very Large Data Bases (VLDB’94)*, pages 487–499, 1994.
- [2] R. Barzilay, K. R. Mckeown, and M. Elhadad. Information Fusion in the Context of Multi-document Summarization. In *Proc. of the 37th Annual Meeting of the Association for Computational Linguistics (ACL 1999)*, pages 550–557, 1999.
- [3] R. F. Bruce and J. M. Wiebe. Recognizing Subjectivity: a Case Study of Manual Tagging. *Natural Language Engineering*, 5(2):187–205, 1999.
- [4] J. Carbonell and J. Goldstein. The Use of MMR, Diversity-Based Reranking for Reordering Documents and Producing Summaries. In *Proc. of the 21st Annual International ACM SIGIR Conference on Research and Development in Information Retrieval (SIGIR ’98)*, pages 335–336, 1998.

- [5] K. Church and P. Hanks. Word Association Norms, Mutual Information, and Lexicography. *Computational Linguistics*, 16(1):22–29, 1990.
- [6] X. Ding, B. Liu, and P. S. Yu. A Holistic Lexicon-based Approach to Opinion Mining. In *Proc. of the International Conference on Web Search and Web Data Mining (WSDM'08)*, pages 231–240, 2008.
- [7] G. F. Dejong. An Overview of the FRUMP System. *Strategies for Natural Language Processing*, pages 149–176, 1982.
- [8] V. Hatzivassiloglou, J. L. Klavans, M. L. Holcombe, R. Barzilay, M.-Y. Kan, and K. R. McKeown. SIMFINDER: A Flexible Clustering Tool for Summarization. In *Proc. of the Workshop on Automatic Summarization co-located with the North American Chapter of the Association for Computational Linguistics (NAACL 2001)*, 2001.
- [9] V. Hatzivassiloglou and K. R. McKeown. Predicting the Semantic Orientation of Adjectives. In *Proc. of the 8th Conference of the European Chapter of the Association for Computational Linguistics (EACL 1997)*, pages 171–181, 1997.
- [10] A. Hotho, A. Nürnberger, and G. Paaß. A Brief Survey of Text Mining. *GLDV-Journal for Computational Linguistics and Language Technology*, 20(1):19–62, 2005.
- [11] M. Hu and B. Liu. Mining and Summarizing Customer Reviews. In *Proc. of the 10th ACM SIGKDD International Conference on Knowledge Discovery and Data Mining (KDD'04)*, pages 168–177, 2004.
- [12] M. Hu and B. Liu. Mining Opinion Features in Customer Reviews. In *Proc. of the 19th National Conference on Artificial Intelligence (AAAI-2004)*, pages 755–760, 2004.
- [13] R. Hummel and S. W. Zucker. On the Foundation of Relaxation Labeling Processes. *IEEE Transactions on Pattern Analysis and Machine Intelligence*, 5(3):267–287, 1983.
- [14] S.-M. Kim and E. Hovy. Determining the Sentiment of Opinions. In *Proc. of the 20th International Conference on Computational Linguistics (COLING 2004)*, pages 1367–1374, 2004.
- [15] S.-M. Kim and E. Hovy. Extracting Opinions, Opinion Holders, and Topics Expressed in Online News Media Text. In *Proc. of the Workshop on Sentiment and Subjectivity in Text co-located with the 44th Annual Meeting of the Association for Computational Linguistics (ACL 2006)*, pages 1–8, 2006.
- [16] R. Kittredge and I. Mel'cuk. Towards a Computable Model of Meaning-text Relations within a Natural Sublanguage. In *Proc. of 8th International Joint Conference on Artificial Intelligence (IJCAI'83)*, pages 657–659, 1983.
- [17] D. Klein and C. D. Manning. Information Fusion in the Context of Multi-document Summarization. In *Proc. of the 41st Annual Meeting of the Association for Computational Linguistics (ACL 2003)*, pages 423–430, 2003.
- [18] Y. Li, D. McLean, Z. A. Bandar, J. D. O'Shea, and K. Crockett. Sentence Similarity Based on Semantic Nets and Corpus Statistics. *IEEE Transactions on Knowledge and Data Engineering (TKDE)*, 18(8):1138–1150, 2006.
- [19] B. Liu, M. Hu, and J. Cheng. Opinion Observer: Analyzing and Comparing Opinions on the Web. In *Proc. of the 14th International World Wide Web Conference (WWW2005)*, pages 342–351, 2005.
- [20] X.-Y. Liu, Y.-M. Zhou, and R.-S. Zheng. Measuring Semantic Similarity in WordNet. In *Proc. of the 6th International Conference on Machine Learning and Cybernetics (ICMLC 2007)*, pages 3431–3435, 2007.
- [21] D. K. Ly, K. Sugiyama, L. Ziheng, and M.-Y. Kan. Product Review Summarization from a Deeper Perspective. In *Proc. of the 11th ACM/IEEE Joint Conference on Digital Libraries (JCDL 2011)*, pages 311–314, 2011.
- [22] G. A. Miller. WordNet: A Lexical Database for English. *Communications of the ACM*, 38(11):39–41, 1995.
- [23] A.-M. Popescu and O. Etzioni. Extracting Product Features and Opinions from Reviews. In *Proc. of the Human Language Technology Conference and Conference on Empirical Methods in Natural Language Processing (HLT/EMNLP 2005)*, pages 339–346, 2005.
- [24] M. F. Porter. An Algorithm for Suffix Stripping. *Program*, 14(3):130–137, 1980.
- [25] D. R. Radev and K. R. McKeown. Generating Natural Language Summaries from Multiple On-line Sources. *Computational Linguistics*, 24(3):470–500, 1998.
- [26] C. Sauper, A. Haghighi, and R. Barzilay. Content Models with Attitude. In *Proc. of the 49th Annual Meeting of the Association for Computational Linguistics (ACL 2011)*, pages 350–358, 2011.
- [27] H. Spath. *The Cluster Dissection and Analysis Theory FORTRAN Programs Examples*. Prentice-Hall, Inc., 1985.
- [28] I. Titov and R. McDonald. A Joint Model of Text and Aspect Ratings for Sentiment Summarization. In *Proc. of the 46th Annual Meeting of the Association for Computational Linguistics : Human Language Technologies (ACL-08: HLT)*, pages 308–316, 2008.
- [29] K. Toutanova and C. D. Manning. Enriching the Knowledge Sources Used in a Maximum Entropy Part-of-Speech Tagger. In *Proc. of the Joint SIGDAT Conference on Empirical Methods in Natural Language Processing and Very Large Corpora (EMNLP/VLC-2000)*, pages 63–70, 2000.
- [30] P. Turney, C. Canada, and M. Littman. Unsupervised Learning of Semantic Orientation from a Hundred-Billion-Word Corpus. Technical Report ERB-1094, National Research Council, Institute for Information Technology, 2002.
- [31] J. M. Wiebe, R. F. Bruce, and T. O'Hara. Development and Use of a Gold-standard Data Set for Subjectivity Classifications. In *Proc. of the 37th Annual Meeting of the Association for Computational Linguistics (ACL 1999)*, pages 246–253, 1999.
- [32] J. M. Wiebe and E. Riloff. Creating Subjective and Objective Sentence Classifiers from Unannotated Texts. In *Proc. of the 6th International Conference on Computational Linguistics and Intelligent Text Processing (CICLing 2005)*, pages 486–497, 2005.
- [33] T. Wilson, J. M. Wiebe, and P. Hoffman. Recognizing Contextual Polarity in Phrase-level Sentiment Analysis. In *Proc. of the Human Language Technology Conference and Conference on Empirical Methods in Natural Language Processing (HLT/EMNLP 2005)*, pages 347–354, 2005.
- [34] S. Ye, L. Qiu, T.-S. Chua, and M.-Y. Kan. The Use of MMR, Diversity-Based Reranking for Reordering Documents and Producing Summaries. In *Proc. of the Document Understanding Conference (DUC 2005)*, 2005.
- [35] H. Yu and V. Hatzivassiloglou. Towards Answering Opinion Questions: Separating Facts from Opinions and Identifying the Polarity of Opinion Sentences. In *Proc. of 2003 Conference on Empirical Methods in Natural Language Processing (EMNLP'03)*, pages 129–136, 2003.