

Transmission through a non-overlapping well adjacent to a finite barrier

Zafar Ahmed*

Nuclear Physics Division, Bhabha Atomic Research Centre, Mumbai 400 085, India

Abstract

We point out that a non-overlapping well (at negative energies) adjacent to a finite barrier (at positive energies) is a simple potential which is generally missed out while discussing the one-dimensional potentials in the textbooks of quantum mechanics. We show that these systems present interesting situations wherein transmittivity ($T_b(E)$) of a finite barrier can be changed both quantitatively and qualitatively by varying the depth or width of the well or by changing the distance between the well and the barrier. Using delta (thin) well near a delta (thin) barrier we show that the well induces energy oscillations riding over $T_b(E)$ in the transmittivity $T(E)$ at both the energies below and above the barrier. More generally we show that a thick well separated from a thick barrier also gives rise to energy oscillations in $T(E)$. A well joining a barrier discontinuously (a finite jump) reduces $T(E)$ (as compared to $T_b(E)$) over all energies. When the well and barrier are joined continuously, $T(E)$ increases and then decreases at energies below the barrier. At energy above the the barrier the changes are inappreciable. In these two cases if we separate the well and the barrier by a distance, $T(E)$ again acquires oscillations. Paradoxically, it turns out that a distant well induces more energy oscillations in $T(E)$ than when it is near the barrier.

I. INTRODUCTION

In the textbooks of quantum mechanics the solution of Schrödinger equation and the consequent results are illustrated through simple one-dimensional potentials. For discrete bound states the square well¹⁻⁴ and double wells^{2,3} are studied. Square well, square barrier and semi-infinite step potentials are used for studying continuous energy (scattering) states.²⁻⁴ A well with two side barriers is studied for understanding resonances and meta-stable states.^{2,3} An overlapping well adjacent to a finite barrier is a well known model for discussing discrete complex energy Gamow-Seigert meta-stable states⁵ in alpha decay.

Students may wonder as to what happens if a non-overlapping well (at negative energies) is adjacent to a finite barrier (at negative energies) (see Figs. 1). Perhaps for the want of an application this system has gone undiscussed, however, interesting queries do arise for this kind of potentials. One may wonder as to whether the well (at negative energies) can change (increase/decrease) the transmittivity of the barrier (at positive energies) quantitatively and significantly. One may like to know whether there can be qualitative changes in the transmittivity of the barrier ($T_b(E)$) due to the presence of the well in some class of cases.

In this article we would like to show that a well near a barrier can change the transmittivity of the barrier both quantitatively and qualitatively. In fact a scattering potential well (vanishing at $x \rightarrow \pm\infty$) can give rise to a non-overlapping well adjacent to a finite barrier (NWAFB) as

$$V(x) = -v_w f(x+d) + v_b f(x), \tag{1}$$

where $f(x) = e^{-x^2}, \text{sech}^2 x, e^{-x^4}, \dots$ see Figs. 1(a). However in this case, a change in the depth of the well or its distance from the barrier would also change the height of the barrier. Consequently, the effect of the well on the transmission property of the original barrier can not come up explicitly. We, therefore, consider wells of zero-range or finite range. Else, if they are scattering wells of infinite range on one side they ought to be joined to the barrier continuously or dis-continuously. In the following we discuss the various possibilities for NWABF.

II. VARIOUS MODELS OF NON-OVERLAPPING WELL ADJACENT TO A FINITE BARRIER

We construct various models of NWAFB using three parameters $v_w, v_b > 0$ and d . Here v_w is the depth of the well, v_b is height of the barrier and d denotes the separation between the well and the barrier. In these models a change in d does not change the depth of the well or the height of the barrier.

First let us consider both the well and the barrier of zero range. Using the zero range Dirac delta potentials we construct a simple solvable model of NWAFB as

$$V^\delta(x) = -v_w\delta(x+d) + v_b\delta(x). \quad (2)$$

Using finite range well, we construct a more general model of NWAFB (see Figs. 1(b))

$$\begin{aligned} V^F(x) &= -v_w V_w(x+d+w_w/2), & -d-w_w \leq x \leq -d \\ V^F(x) &= 0, & -d \leq x \leq 0, \\ V^F(x) &= v_b V_b(x), & x \geq 0, \end{aligned} \quad (3)$$

where $V_w(x)$ may be chosen as constant (square or rectangular well), $(1-4x^2/w_w^2)$ (parabolic well), $(1-2|x|/w_w)$ (triangular well), e^{-x^2/w_w^2} (Gaussian well) or $e^{-|x|/w_w}$ (exponential well). It may be mentioned that in some cases v_b may not represent the effective barrier height ($v_m = \text{maximum of } V_b(x)$). For instance in this article we shall be choosing $V_b(x) = v_b x e^{-x^2}$ where for $v_b = 11.5$ we get $v_m \approx 5$.

Using asymptotically converging profiles $f(x)$ and $g(x)$, we construct two-parameter (v_w, v_b) models of NWABF wherein a well of infinite range is juxtaposed to a barrier of infinite range continuously as (see solid curve in Figs. 1(c))

$$\begin{aligned} V^C(x) &= v_b g(x), x > 0 \\ V^C(x) &= v_w g(x), x \leq 0, \end{aligned} \quad (4)$$

and discontinuously as (see dashed curve in Figs. 1(c))

$$\begin{aligned} V^D(x) &= v_b f(x), x > 0 \\ V^D(x) &= -v_w f(x), x \leq 0. \end{aligned} \quad (5)$$

Here the functions $f(x)$ may be chosen as rectangular profile or as e^{-x^2} , e^{-x^4} , $\text{sech}^2 x$,... and $g(x)$ may be taken as $x e^{-x^2}$, $x e^{-x^4}$, $\tanh x \text{ sech} x$,... . It may be mentioned that the finite

range potential like $V(|x| \geq w) = 0$, $V(x < 0) = v_w \sin(2\pi x/w)$, $V(x > 0) = v_b \sin(2\pi x/w)$ would rather be a NWAFFB of type (3) with $d = 0$ than of the type (4).

Next we have to solve the Schrödinger equation

$$\frac{d^2\psi(x)}{dx^2} + \frac{2m}{\hbar^2}(E - V(x))\psi(x) = 0. \quad (6)$$

for finding the transmittivity, $T(E)$, of the various potential models discussed above. When the potentials are real and Hermitian the time reversal symmetry ensures that the transmittivity and reflectivity are independent of the direction of incidence of particle whether it is from left or right. Due to this symmetry, in transmission through NWAFFB it does not matter whether the incident particle sees the well or the barrier first.

III. DELTA POTENTIAL MODEL OF NWAFFB: (2)

The zero range delta potential model of NWAFFB is exactly solvable. We solve the Schrödinger equation (6) for this potential, $V^\delta(x)$ given in Eq. (1) using just plane waves: $e^{\pm ikx}$ as usual. Let the direction of incidence of the particle at the potential be from the left hand, we can write

$$\begin{aligned} \psi(x) &= Ae^{ikx} + Be^{-ikx}, & -\infty < x \leq -d \\ \psi(x) &= Ce^{ikx} + De^{-ikx}, & -d < x < 0 \\ \psi(x) &= Fe^{ikx}, & x \geq 0. \end{aligned} \quad (7)$$

The wavefunction (7) has to be continuous at $x = -d$ and 0. However, due the point singularity at $x = -d, 0$ in delta functions in Eq. (2), there occurs a mis-match in the first derivative (see Problem no. 20 and 21 in Ref.⁴) of the wavefunction we get

$$\begin{aligned} Ae^{-ikd} + Be^{ikd} &= Ce^{-ikd} + De^{ikd}, \\ ik[Ae^{-ikd} - Be^{ikd}] - ik[Ce^{-ikd} - De^{ikd}] &= -\frac{2m}{\hbar^2}v_w[Ce^{-ikd} + De^{ikd}], \\ C + D &= F, \\ ik[(C - D) - F] &= \frac{2m}{\hbar^2}v_bF. \end{aligned} \quad (8)$$

by eliminating C, D and F from Eq. (8), we get

$$\begin{aligned} \frac{B}{A} &= \frac{u_w(2ik + u_b) + \lambda^2(2ik + u_w)u_b}{(2ik - u_w)(2ik + u_b) + \lambda^2u_wu_b}, \\ \frac{F}{A} &= \frac{4k^2}{(2ik - u_w)(2ik + u_b) + \lambda^2u_wu_b}, \quad \lambda = e^{2ikd}, u_w = \frac{2mv_w}{\hbar^2}, u_b = \frac{2mv_b}{\hbar^2}. \end{aligned} \quad (9)$$

These ratios give us the reflectivity $R(E) = |\frac{B}{A}|^2$ and the transmittivity $T(E) = |\frac{E}{A}|^2$. When $v_w = v_b$ the numerator of B/A in Eq. (9) becomes $\cos ka$ which gives rise reflectivity zeros when $ka = (n + 1/2)\pi$ these are the positions of transmission resonances with $T(E) = 1$. When either of v_w and v_b is zero, from Eq. (9) we get (see Problem no. 21 in⁴)

$$T_b(E) = \frac{E}{\frac{mv^2}{2\hbar^2} + E} = T_w(E), \quad v = v_w, v_b. \quad (10)$$

This is a particular feature of the delta potential well or barrier that their transmission co-efficients are identical. For all our calculations we choose $2m = \hbar^2 = 1$, so that energies and lengths are in arbitrary units. In Figs. 2(a), both $T(E)$ and $T_b(E)$ are plotted as a function of energy, E , when $v_w = 1, v_b = 5, d = 3$. See the interesting energy-oscillations in solid curve that represent the transmittivity of the total potential $V^\delta(x)$: a perturbed barrier. When compared with the transmittivity of the Dirac delta barrier (see the dotted curve) these energy oscillations in $T(E)$ can be seen to be riding around $T_b(E)$ even at large energies ($E \gg v_b$). We find that the smaller values of v_w (than 1) create only small excursions (ripples) around the smooth variation of $T_b(E)$.

The depth of the well v_w governs the amplitude of these oscillations. In Figs. 2(c) see that the frequency of these energy-oscillations remain the same but their amplitudes are larger as v_w is increased and made equal to 5(= v_b). Compare Figs. 2(a) with Figs. 2(c) and Figs. 2(b) with Figs. 2(d) to appreciate the effect of the increase in the depth of the well resulting in the increase of amplitude of oscillations.

We find that the frequency of these oscillations is governed by the value of d . Larger the value of d , more is the frequency of oscillations. Compare figs. 2(a) with Figs. 2(b) and Figs. 2(c) with Figs. 2(d) to appreciate the effect of the increase in d .

This simple and exactly solvable model of NWAfB suggests that a well near a barrier neither increases nor decreases the transmittivity of the barrier. Most interestingly, it does both and hence energy oscillations in $T(E)$. Increase in the frequency of these oscillations due to increase in d (perturbation moving away) is paradoxical.

The question arising here is whether energy oscillations in $T(E)$ is the essence of NWAfB of some type or a particular feature of extremely thin delta potentials making up $V^\delta(x)$ (2). We therefore need to study the other models given Eqs. (1,3-5). As the other models of NWAfB are not solvable analytically, in the following we discuss a numerical procedure to find $T(E)$.

IV. A NUMERICAL METHOD FOR THE CALCULATION OF TRANSMITTIVITY OF A ONE DIMENSIONAL POTENTIAL

When the potentials vanish asymptotically one can calculate its transmission co-efficient by solving the Schrödinger equation numerically for scattering solutions. We propose to solve Eq. (6) using Runge-Kutta method⁶ of step by step integration (see Appendix). This method consists of solving two first order, linear, one dimensional coupled differential equations

$$\frac{dy(x)}{dx} = f[x, y(x), z(x)], \quad \frac{dz(x)}{dx} = g[x, y(x), z(x)], \quad y(0) = c_1, \quad z(0) = c_2. \quad (11)$$

In this setting, we introduce $y(x) = \psi(x)$ and $z(x) = \frac{d\psi(x)}{dx}$ and split the Schrödinger equation in two first order coupled linear differential equations as

$$\begin{aligned} \frac{dy(x)}{dx} &= z(x) \\ \frac{dz(x)}{dx} &= -\frac{2m}{\hbar^2}[E - V(x)]y(x). \end{aligned} \quad (12)$$

The Schrödinger equation which is a second order differential equation will have two linearly independent solutions as $\psi_1(x)$ and $\psi_2(x)$. We start the numerical integration from $x = 0$ using the two sets of initial values as (see Problem no. 22 in Ref.⁴ and Ref.⁷)

$$\psi_1(0) = 1, \psi_1'(0) = 0; \quad \psi_2(0) = 0, \psi_2'(0) = 1, \quad (13)$$

such that the Wronskian function $W[\psi_1(x), \psi_2(x)] = \psi_1(x)\psi_2'(x) - \psi_1'(x)\psi_2(x) = 1$ which is known to be a constant of motion. Here the prime denotes first differentiation with respect to x . On the right, the RK-integration is carried up to (say) $x = w_b$ for the case of a finite range barrier V_b in $V^F(x)$ (3). For infinite range cases like $V^C(x)$ (4) and $V^D(x)$ (5) RK-integration is to be carried up to (say) $x = D$ such that $V(D)$ is very small. Similarly, on the other side, the RK-integration is to be carried up to $x = -d - w_w$ in case of $V^F(x)$. In case of $V^C(x)$ (4) and $V^D(x)$ (5) we integrate up to (say) $x = -D$. Let us denote the end values $\psi_1(-d - w_w), \psi_2(-d - w_w), \psi_1'(-d - w_w), \psi_2'(-d - w_w)$ as $\psi_1, \psi_2, \psi_1', \psi_2'$, respectively. The end values $\psi_1(w_b), \psi_2(w_b), \psi_1'(w_b), \psi_2'(w_b)$ are denoted as $\phi_1, \phi_2, \phi_1', \phi_2'$, respectively.

As RK-integration is step by step method wherein the calculated value of the function, $\psi(x)$, and its slope (momentum) $\psi'(x)$ at one step serve as initial values for the next step. This suits quantal calculations wherein the wavefunction and its derivative must match everywhere in the domain of the potential. Importantly, then it does not matter whether or

not the potential is continuous or has a finite jump discontinuity at one or more number of points in the domain of the potential. We finally write the solution of Eq. (6) as

$$\begin{aligned}
\psi(x) &= Ae^{ikx} + Be^{-ikx}, \quad -\infty < x \leq -d - w_w \\
\psi(x) &= C_1\psi_1(x) + C_2\psi_2(x), \quad -d - w_w < x \leq w_b \\
\psi(x) &= Fe^{ikx}, \quad x > w_b
\end{aligned} \tag{14}$$

In case of $V^C(x)$ (4) and $V^D(x)$ (5), the distances $-d - w_w$ and w_b will be replaced by $-D$ and D , respectively. Next by matching $\psi(x)$ and $\frac{d\psi(x)}{dx}$ at these points we get

$$\begin{aligned}
Ae^{-ik(d+w_w)} + Be^{ik(d+w_w)} &= C_1\psi_1 + C_2\psi_2 \\
ik(Ae^{-ik(d+w_w)} - Be^{ik(d+w_w)}) &= C_1\psi'_1 + C_2\psi'_2 \\
C_1\phi_1 + C_2\phi_2 &= Fe^{ikw_b} \\
C_1\phi'_1 + C_2\phi'_2 &= ikFe^{ikw_b}.
\end{aligned} \tag{15}$$

Solving Eqs. (15), we get

$$\begin{aligned}
\frac{B}{A} &= -e^{-2ik(d+w_w)} \frac{(\phi'_1 - ik\phi_1)(\psi'_2 - ik\psi_2) - (\phi'_2 - ik\phi_2)(\psi'_1 - ik\psi_1)}{(\phi'_1 - ik\phi_1)(\psi'_2 + ik\psi_2) - (\phi'_2 - ik\phi_2)(\psi'_1 + ik\psi_1)}, \\
\frac{F}{A} &= -\frac{2ike^{-2ik(d+w_w+w_b)}}{(\phi'_1 - ik\phi_1)(\psi'_2 + ik\psi_2) - (\phi'_2 - ik\phi_2)(\psi'_1 + ik\psi_1)}.
\end{aligned} \tag{16}$$

Here we have used the constancy of the Wronskian $[\phi_1\phi'_2 - \phi'_1\phi_2] = W[\phi_1, \phi_2] = 1$. The transmittivity (transmission probability) of the total the NWAFFB is given by $T(E)$ as in above equation. This may be denoted fully as

$$T(E) = T(v_w, v_b, w_w, w_b, d, E), \quad T_b(E) = T(v_w = 0, v_b, w_w, w_b, d, E), \tag{17}$$

where $T_b(E)$ denotes the transmittivity of the (unperturbed) barrier and v_w, w_w and d may be taken to act as perturbation parameters.

V. RESULTS AND DISCUSSIONS

Using the Eq. (16), we calculate the transmittivity of various analytically intractable models given in section III. Let us discuss the NWAFFB represented by $V^F(x)$ in Eq. (3). Figs. 3 presents $T(E)$ and $T_b(E)$ when $V_w(x)$ is a rectangular well in $V^F(x)$ (see dotted well in Figs. 1(b)). The form of the barrier is fixed as $V_b(x) = v_bxe^{-x^2}$ and its parameter

$v_b = 11.5$ this gives (v_m) as about 5 units. In Figs. 3(a), we see only marginal excursions in $T(E)$ when the well is shallow, wide and distant. When the well is deeper but juxtaposed to the barrier ($d = 0$) the frequency of oscillations decreases (see Figs. 3(b)). When the well is away from the barrier, $T(E)$ is more oscillatory compare Figs. 3(b) with Figs. 3(c). When the depth of the well is increased to 10 units ($v_w > v_m$) the amplitude of the oscillations increases (see Figs. 3(d)). In NWABF the essence is that the oscillations in $T(E)$ are seen riding around $T_b(E)$. In other words the well induces oscillations in the transmittivity of the adjacent barrier. We would like to remark that a piecewise constant potential mentioned in Ref.⁸ (see Eq. (22) there) can now be seen as a NWAFB of the type (3), wherein both the well and the barrier are square (rectangular) and $T(E)$ is oscillatory (see Fig. 5 there).

Next we study parabolic well in $V^F(x)$ (3). In Figs. 4(a), this time we find that the well-depth has to be comparable to the barrier height of 5 units for changing $T(E)$ appreciably when compared to $T_b(E)$. The effect of increase in the depth of the well can be seen to enhance the amplitude of of oscillations in $T(E)$ by comparing Figs. 4(a) with Figs. 4(c). $T(E)$ in Figs. 4(b) is less oscillatory as compared to that in Figs. 4(c) because the well and barrier are juxtaposed to each other with $d = 0$. So in this model too the energy oscillations occurring in $T(E)$ are due to increase in the width or depth of the well or its distance from the barrier. However, these oscillations are less prominent than those of rectangular potential model seen in Figs. 3. The general feature of the NWABF of the type $V^F(x)$ (3) that the transmittivity is more oscillatory when a thinner barrier is away from the well is well demonstrated when one compares Figs. 4(c) and Figs. 4(d).

The oscillations in the transmittivity of rectangular and parabolic models of NWAFB (3) may be attributed⁷ to their finite range (finite support) and also to the distance d over which the potential being zero allows the interference of plane waves. Further, the prominence of oscillations in $T(E)$ of rectangular model lies in the fact that rectangular potential well or barriers are most localized profiles between two points than any other profile of finite support⁹.

Fig. 5, displays the qualitatively similar oscillatory transmittivity when quite thin wells ($w_w = 0.4$) are used in NWAFB of the type given by $V^F(x)$ in Eq. (3). The depths of the wells and their distances from the barrier are fixed as $v_w = 10$ and $w_w = 5$, respectively. These wells taken here are rectangular, parabolic, Gaussian, and triangular (see the line below Eq. (3)). From this Fig. 5 we conclude that quite thin wells despite being away from

the barrier can induce prominent oscillations in $T(E)$ provided they are sufficiently deep. If not so deep the amplitude of oscillations will be small.

Now we study two more modifications of NWAFFB which are made up of scattering potentials of infinite range. These are $V^C(x)$ (4) and $V^D(x)$ (5). In the case of $V^C(x)$ (see solid curve in Figs. 1(c)) when the well and the barrier are juxtaposed continuously at $x = 0$, we find (see Figs. 6(a)) that if the well is strong it reduces the transmittivity and then increases it only marginally at energies below the barrier. At energies above the barrier height the changes are inappreciable. In the dis-continuous case (see dashed curve in Figs. 1(c)), we find that the hidden well reduces $T(E)$ over all (below and above the barrier) energies (see Figs. 6(b)). This is the characteristic feature of the potential being discontinuous at a point ($x = 0$) as the well and the barrier are juxtaposed there in a discontinuous way as in the case of a simple potential step²⁻⁴. Also the well reduces transmittivity of the barrier in an appreciable way only if it is strong (e.g., $w_w > w_b$). We have confirmed absence of energy oscillations in these two models by varying v_w and v_b high and low abundantly. Moreover, in this regard the exact analytic expression⁸ $T(E)$ of the Scarf II potential ($V(x) = V_0 \tanh x \operatorname{sech} x$) readily testifies to a non-oscillatory behaviour of NWAFFB of the type (4) as a function of energy

$$T(E) = \frac{\sinh^2 2\pi k}{[(\cosh 2\pi k + \cos 2\pi p)(\cosh 2\pi k + \cosh 2\pi q)]}, \quad (18)$$

with $k = \sqrt{E/\Delta}$, $p = \operatorname{Re}(\sqrt{1/4 + iV_0/\Delta})$, $q = \operatorname{Im}(\sqrt{1/4 + iV_0/\Delta})$, and $\Delta = \hbar^2/(2ma^2)$.

However, in the above models $V^C(x)$ (4) and $V^D(x)$ (5) if the well and barrier are separated by a distance, d , the transmittivity will again acquire oscillations. We would like to emphasize that it is the separation between the well and the barrier that plays a crucial role in causing energy-excursions (oscillations) in $T(E)$ with respect to $T_b(E)$.

Figs. 6(c,d) demonstrate that in case of single piece NWAFFB (1) when $v_b = 5$ and $d = 8$ it requires a very deep well ($v_w = 2000$) to get even small excursions in $T(E)$ with respect to $T_b(E)$. Appreciable energy oscillations can be seen in $T(E)$ only if the well is much deeper ($v_w = 5000$). This feature is surprising in view of the fact that the NWAFFB of the types (Eqs. (2,3)) in Figs. 2-5 have displayed good energy oscillations even if v_w is twice of v_b or even less than v_b .

In all the results presented in Figs. 2-6 (see the dotted curve), in NWABF the general trend of $T(E)$ is determined by the barrier is irrespective of the strength of the well. Broadly,

three (Eqs. (1-3)) types of NWAFB (see Figs. 1) entailing single well and a single barrier are possible. However, one has choices of the profiles for the well and the barrier in them. Apart from the results of various profiles presented here in Figs. (2-6) we have also studied several other profiles and explored various parametric regimes in all three types of NWABF to confirm our findings presented here.

VI. CONCLUSIONS

The transmission through a barrier is the phenomenon of positive energy continuum, we conclude that the well (at negative energies) essentially causes energy-excursions (ripples or oscillations) in the transmittivity of the barrier. Howsoever strong the well is the trend of transmittivity as a function of energy is determined only by the barrier. Ordinarily, the finite support(range) of the well may also be attributed⁷ to cause energy oscillations in the transmittivity. In this regard, the energy-oscillations in the transmittivity of one-piece smooth potential (1) of infinite range found here are unexpected. However, it has required the well depth to be extremely large (see Figs. 6(d)). The separation between the well and the barrier is *sufficient* if not the *necessary* condition in giving rise to oscillations in transmittivity. When the well and the barrier are separated away, the potential in the intermediate region is zero. This gives a scope for destructive and constructive interference of plane waves and hence the frequency of energy-oscillations in the transmittivity increases. However, if one views the well as a perturbation to the barrier then the enhanced oscillations in $T(E)$ despite the well being distant is paradoxical. The infinite range well and barrier if joined at a point with no separation ($d = 0$) between them do not seem to have energy-oscillations in transmittivity until they are separated.

The energy-oscillations in transmittivity at energy below the barrier suggests a novelty because usually transmittivity is found⁷⁻¹⁰ to be oscillatory at energies above the barrier.

The transmittivity of various potential systems which converge asymptotically ($x \rightarrow \pm\infty$) to zero or to a constant value and which are either continuous or entail finite jump discontinuities can be found using Eq. (16) presented here. In this article we have presented the first and hopefully an exhaustive study of transmission through non-overlapping well adjacent to a finite barrier. We hope that this investigation will be found pedagogically valuable.

VII. APPENDIX

Appendix A

The Runge-Kutta⁶ solution of the coupled first order equations

$$y' = f(x, y, z), z' = g(x, y, z), \quad (\text{A.1})$$

are obtained as $y_1, y_2, y_3, \dots, y_n$ and $z_1, z_2, z_3, \dots, z_n$ starting with the initial values y_0, z_0 using the following equations.

$$\begin{aligned} y_{n+1} &= y_n + \frac{h}{6}[k_1 + 2k_2 + 2k_3 + k_4], & z_{n+1} &= z_n + \frac{h}{6}[m_1 + 2m_2 + 2m_3 + m_4], & n \geq 0, & h = \frac{D}{n} \\ k_1 &= f(x_n, y_n, z_n), & m_1 &= g(x_n, y_n, z_n) \\ k_2 &= f(x_n + h/2, y_n + hk_1/2, z_n + hk_1/2), & m_2 &= g(x_n + h/2, y_n + hm_1/2, z_n + hm_1/2) \\ k_3 &= f(x_n + h/2, y_n + hk_2/2, z_n + hk_2/2), & m_3 &= g(x_n + h/2, y_n + hm_2/2, z_n + hm_2/2) \\ k_4 &= f(x_n + h, y_n + hk_3, z_n + hk_3), & m_4 &= g(x_n + h, y_n + hm_3, z_n + hm_3). \end{aligned} \quad (\text{A.2})$$

When we solve (11) for $y_0 = 1, z_0 = 0$, we get $\psi_1(x)$ and $\psi'_1(x)$ and we get $\psi_2(x)$ and $\psi'_2(x)$ when the starting values are $y_0 = 1, z_0 = 0$.

* Electronic address: zahmed@barc.gov.in

¹ L. I. Schiff, *Quantum Mechanics* (McGraw Hill, Sydney, 1968) Ch. 2 and 5.

² E. Merzbacher, *Quantum Mechanics* (John Wiley and Sons, Inc., New-York, 1970) Ch. 5 and 6.

³ D. Rapp, *Quantum Mechanics* (Holt, Rinehart and Winston, Inc., New-York, 1970) Ch. 6, 7 and 8.

⁴ S. Flugge, *Practical Quantum Mechanics* (Springer-Verlag, Berlin, 1971) Ch. II.

⁵ A. Bhom, M. Gadella, G.B. Mainland, 'Gamow vectors and decaying states', *Am J, Phys.* **57** 1989 1103-1108.

⁶ John A. Jacquez, *A first course in computing and numerical methods* (Addison Wesley Publishing Company, London, 1070) 340.

⁷ J. D. Chalk, 'A study of Barrier penetration in quantum mechanics' *Am. J. Phys.* **56** (1988) 29-32.

- ⁸ A. Uma Maheswari, P. Prema, and C. S. Shastry, ‘Resonant states and transmission co-efficient oscillations for potential wells and barriers’, *Am. J. Phys.* **78**, (2009) 412-417.
- ⁹ Z. Ahmed, ‘Comment on: ‘Resonant states and transmission co-efficient oscillations for potential wells and barriers’ by A. Uma Maheswari, P. Prema, and C. S. Shastry *Am. J. Phys.* **78**, (2009) 412-417’ *Am. J. Phys.* **79** (2011) 682-683.
- ¹⁰ M. V. Berry, “Semi-classically weak reflection above analytic and non-analytic potential barriers,” *J. Phys. A : Math. Gen.* **15**, 3693–3704 (1982).
- L. V. Chebotarev, “Transmission spectra for one-dimensional potentials in semi-classical approximation,” *Phys. Rev. A* **52**, 107–124 (1995).
- Z. Ahmed, “Reflectionlessness, kurtosis and top-curvature of potential barriers,” *J. Phys. A: Math. Gen.* **39**, 7341–7348 (2006).
- Z. Ahmed, C. M. Bender, and M. V. Berry, “Reflectionless potentials and PT-symmetry,” *J. Phys. A: Math. Gen.* **38**, L627–L630 (2005).

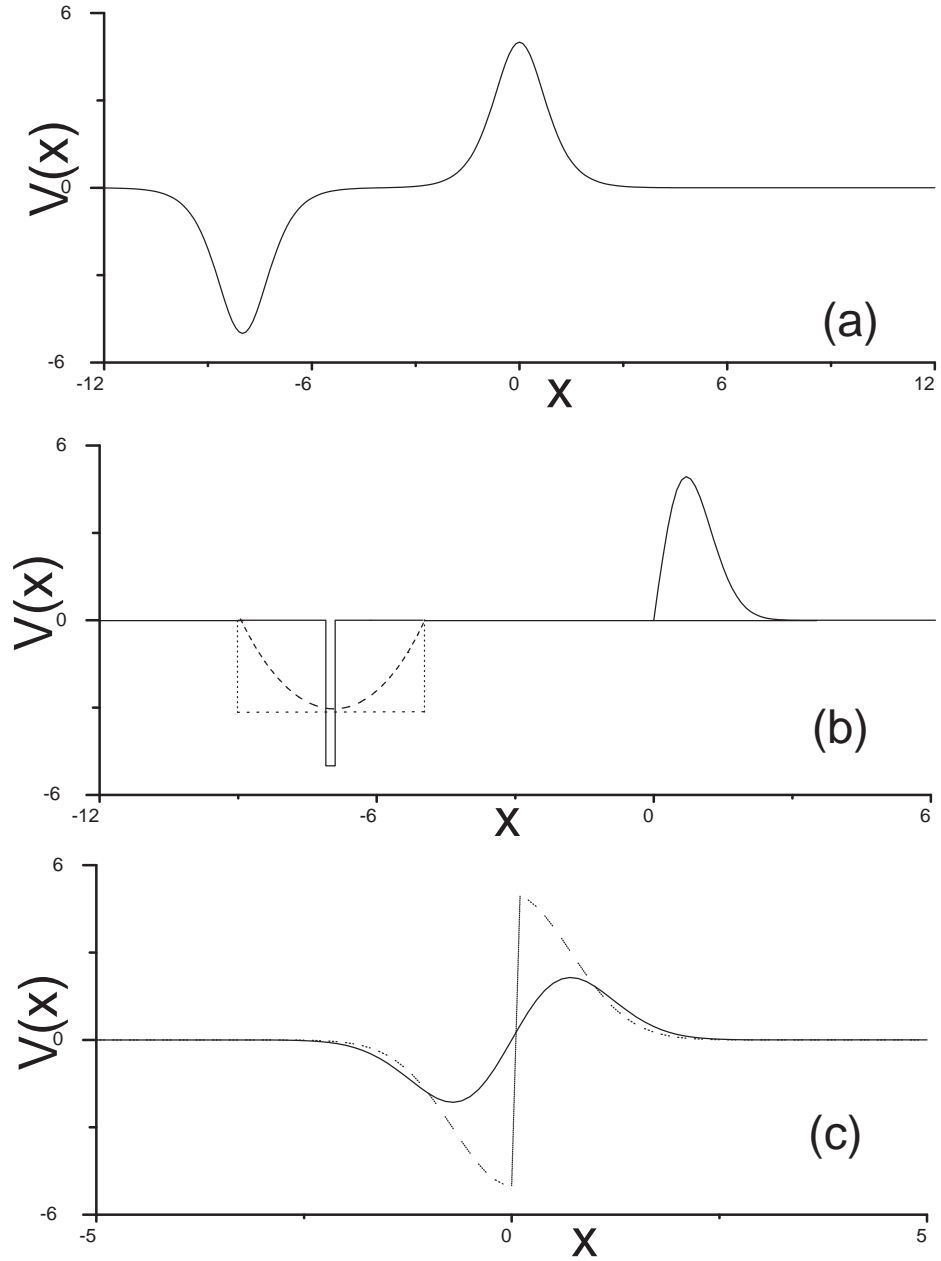


FIG. 1: The schematic depiction of various NWAFB. (a): single piece smooth potential (1), (b) $V^F(x)$ (3): parabolic well (dashed line), rectangular well (dotted line) and very thin rectangular well near a barrier, (c) $V^C(x)$ (4): a smooth well continuously juxtaposed to a barrier (solid line) and $V^D(x)$ (5): a smooth well discontinuously juxtaposed to the a barrier.

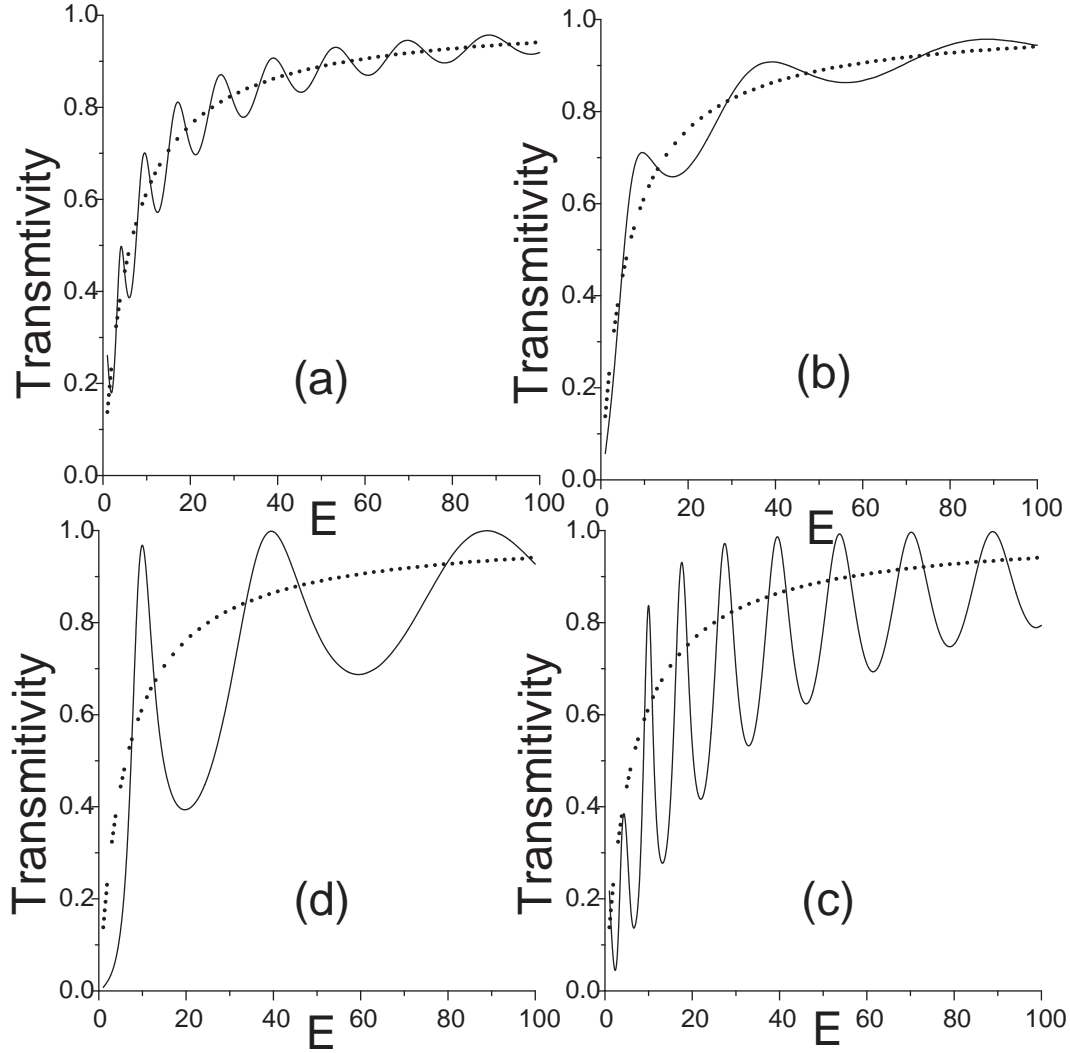


FIG. 2: The solid line represents the transmittivity, $T(E)$, of the delta potential model (V^δ) of NWAFFB (2). The dotted curve represent the transmittivity, $T_b(E)$, of the barrier only. We have a fixed barrier height $V_b = 5$ and take (a): $v_w = 1, d = 3$, (b): $v_w = 1, d = 1$, (c) $v_w = 5, d = 3$, (d) $v_w = 5, d = 1$.

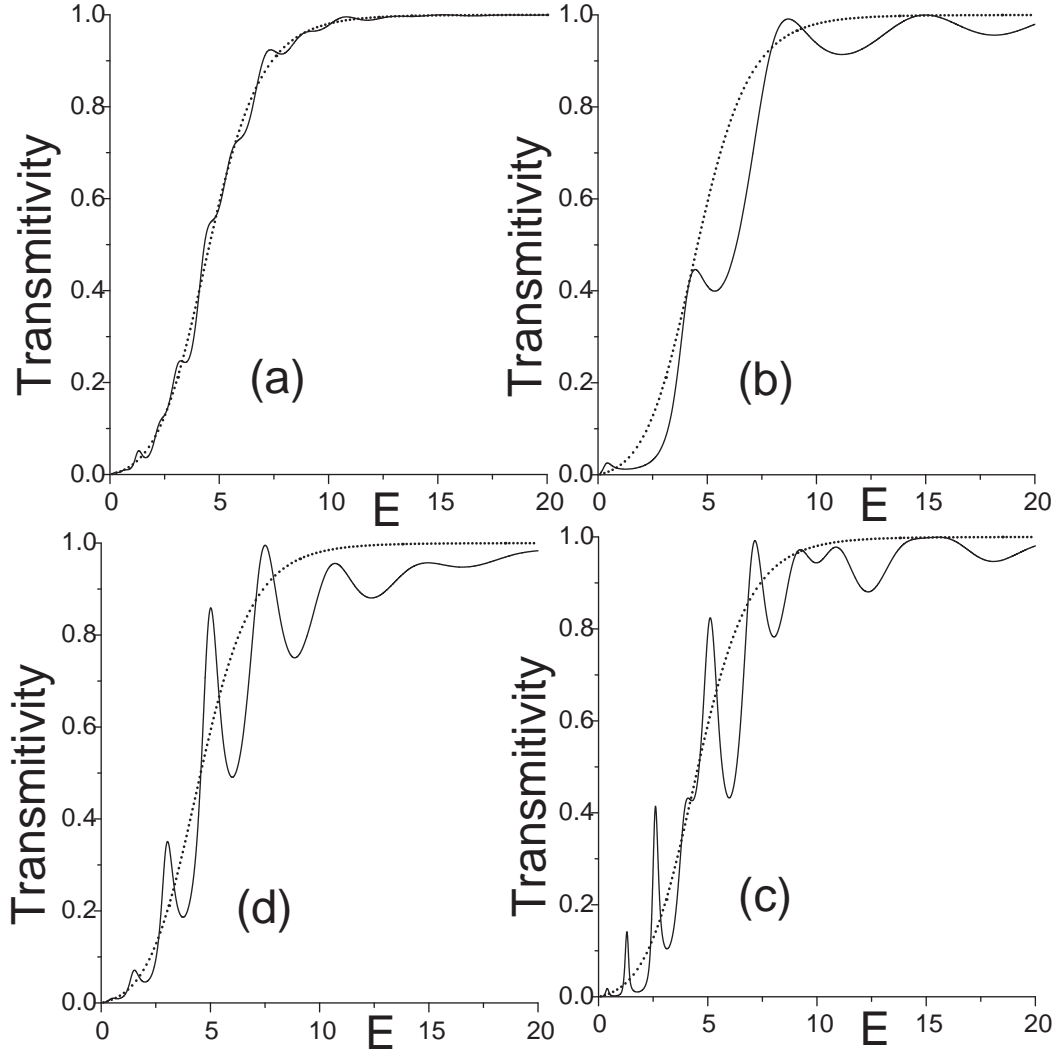


FIG. 3: The same as in Figs. 2 for the NWAFFB of the type $V^F(x)$ (3). Here the barrier $V_b(x) = v_b x e^{-x^2}$, $v_b = 11.5$ is perturbed by a rectangular (square) well. The effective height of the barrier v_m is approximately 5 units. We have taken (a): $v_w = 1, d = 5, w_w = 5$, (b): $v_w = 10, d = 0, w_w = 5$, (c): $v_w = 10, d = 5, w_w = 5$, (d): $v_w = 10, d = 5, w_w = 1$.

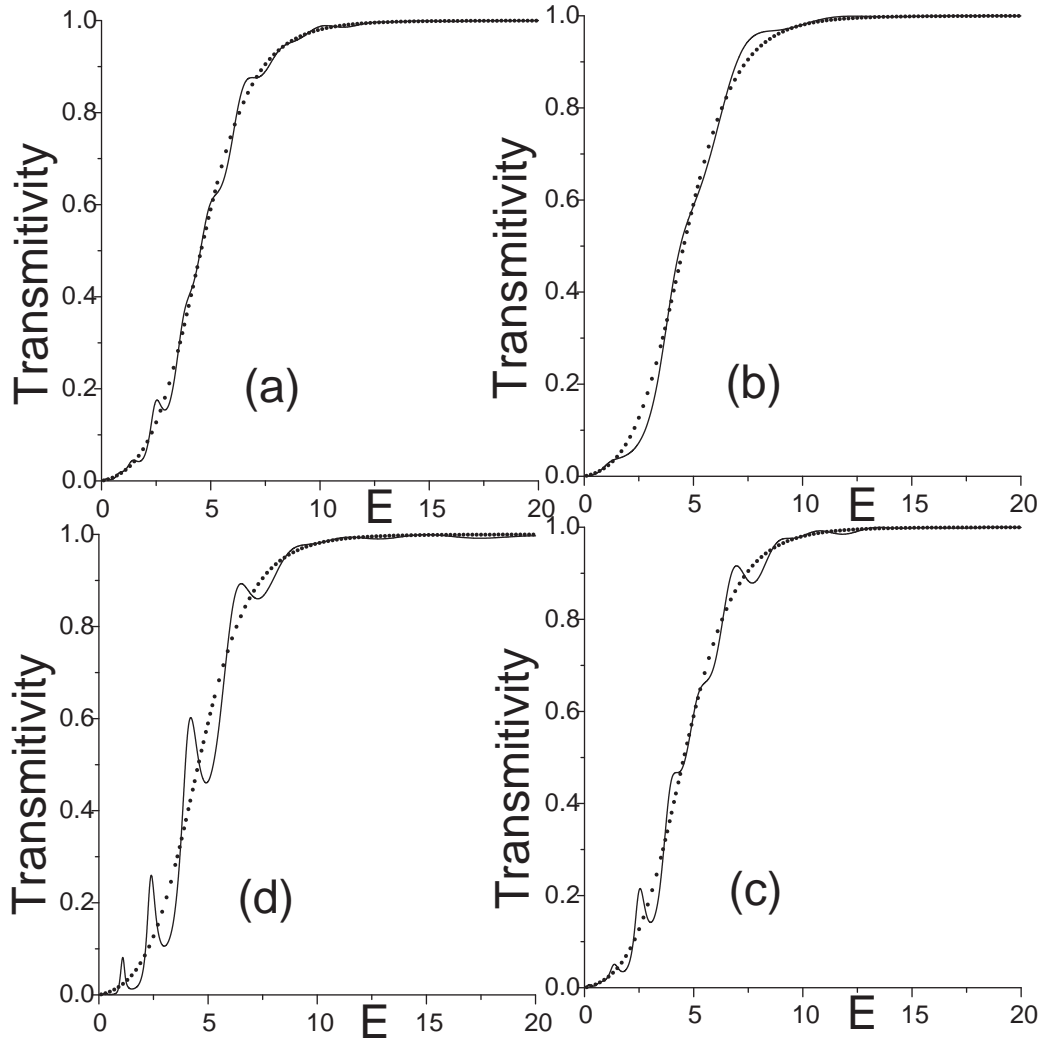


FIG. 4: The same as in Figs. 2 for the NWAFB of the type $V^F(x)$ (3). Here in general the energy-oscillations in $T(E)$ are present but these are less prominent than those in Figs. 2. The same barrier (V_b) is now perturbed by a parabolic well of finite range. We take (a): $v_w = 5, d = 5, w_w = 5$, (b): $v_w = 10, d = 0, w_w = 5$, (c): $v_w = 10, d = 5, w_w = 5$, (d): $v_w = 10, d = 5, w_w = 1$

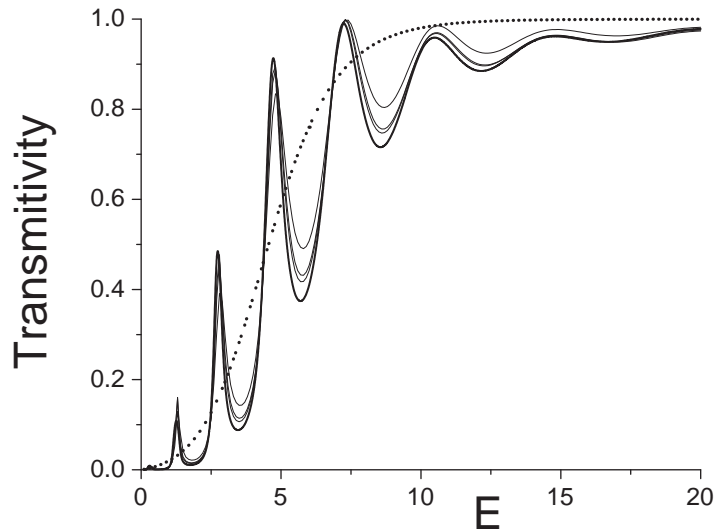


FIG. 5: $T(E)$ (solid lines) and $T_b(E)$ (dotted curve) for various NWAFB of the type $V^F(x)$ (3) when the wells are quite thin ($w_w = 0.4$). We have $v_w = 10, d = 5$. These wells are rectangular, parabolic, Gaussian, and triangular used in Eq. (3) (see the text below Eq (3)). Thin wells away from the barrier give rise to qualitatively similar transmittivity which is oscillatory. This is an essential feature of the NWAFB of the type in Eqs. (2,3).

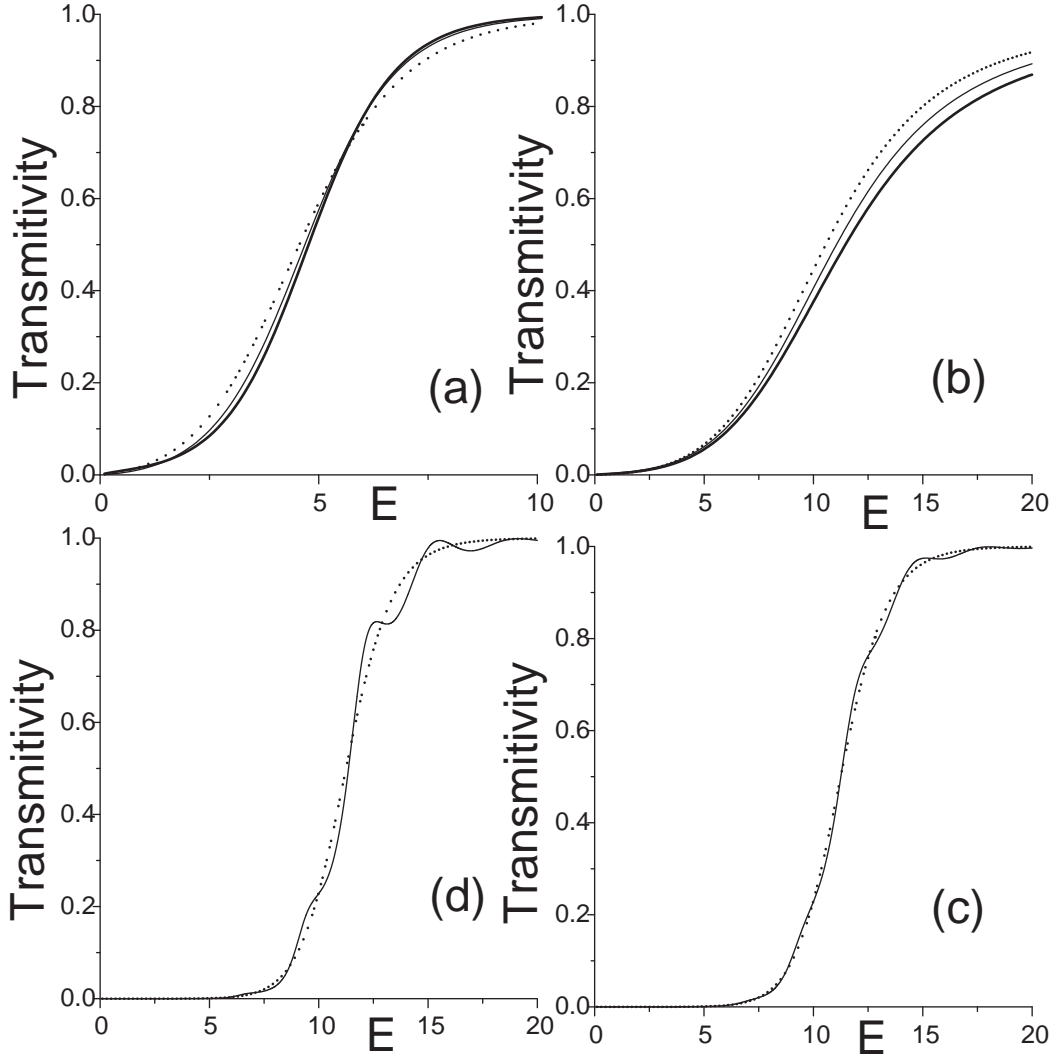


FIG. 6: Transmittivity, $T(E)$ for (a): the continuous (4) and (b): the discontinuous (5) models; the dotted line ($v_w = 5$), thin solid line ($v_w = 10$) and thick solid line ($v_w = 15$). Figs. (c,d) represent the transmittivities for the single piece smooth NWAFFB (1). For a fixed distance ($d = 8$) between the well and the barrier and $v_b = 5$ Figs. (c) shows only small excursions in $T(E)$ only when the well is very deep ($v_w = 2000$). In Figs. (d), significant oscillations in $T(E)$ have required even higher value $v_w (= 5000)$.