

# Optomechanical Systems as Single Photon Routers

G. S. Agarwal and Sumei Huang

*Department of Physics, Oklahoma State University, Stillwater, Oklahoma 74078, USA*

(Dated: October 22, 2019)

We demonstrate theoretically the possibility of using nano mechanical systems as single photon routers. We show how EIT in cavity optomechanical systems can be used to produce a switch for a probe field in a single photon Fock state using very low pumping powers of few microwatt. We present estimates of vacuum and thermal noise and show the optimal performance of the single photon switch is deteriorated by only few percent even at temperatures of the order of 20 mK.

PACS numbers: 42.50.Wk, 03.67.Hk, 42.50.Gy

It is well known that building up of all optical devices requires strong interactions between radiation and matter as photons by themselves do not interact. One of enabling technologies in the context of quantum control is the design of an optical switch or a photon router operating at a single photon level. Several proposals have been made for the realization of an optical switch—In an early work Harris and Yamamoto [1] had suggested how quantum interference can be used to operate a switch. More recently atomic EIT with cavity fields has been suggested to realize optical switch. Single atom EIT in a cavity has been realized by using very strong atom cavity interactions [2]. Further even the vacuum induced transparency has been observed [3]. Other proposals on photon switch are based on using single atom in a strongly coupled waveguide array [4–7]; use of strongly coupled atom via surface plasmons on a nanowire [8]. There are also reports of single photon switch at telecom wavelengths using strong cross phase modulation [9], and in microwave domain using a superconducting transmon qubit [10]. It was known earlier that the optomechanical systems exhibit analog of electromagnetically induced transparency [11, 12] which has been observed in several experiments [13–16]. Here we show how nanomechanical mirrors in optical cavities can be used to build single photon routers i.e. single photon switches. For this purpose we propose a different configuration in which the nanomechanical mirror is in the middle of a cavity which is bounded by two high quality mirrors [17]. A single photon would be transmitted; on the other hand if we appropriately drive the system by a strong field then we show that the single photon is reflected. Thus the driving field switches the route of the single photon. Even low driving fields like few microwatt are good. We present exact conditions for this to happen. We further investigate the effects of vacuum and thermal noise on the performance of this system as a single photon router. We show that the effect of these noise sources is only few percent at temperatures of the order of 20 mK.

Consider first a Fabry-Perot cavity with both mirrors with equal reflectivity. It is known that the transmission of a Fabry-Perot cavity goes to unity when the incident field is on resonance with the cavity. This result also

applies if a single photon is incident on the cavity. In order to see this let us consider the input-output relations [18] for the cavity as shown in Fig 1.



FIG. 1: A double-ended cavity.

Here  $c_{in}$  and  $d_{in}$  are the quantum fields incident on the cavity. If there are no photons incident from the right, then  $d_{in}$  would be the vacuum field. Let  $2\kappa$  be the rate at which photons leak out from each of the cavity mirrors. Let  $c(\omega)$  be the cavity field operator, then

$$\begin{aligned} c_{out}(\omega) &= \sqrt{2\kappa}c(\omega) - c_{in}(\omega), \\ d_{out}(\omega) &= \sqrt{2\kappa}c(\omega) - d_{in}(\omega), \end{aligned} \quad (1)$$

and the equation of motion for the cavity field is

$$\dot{c} = -2\kappa c - i\omega_0 c + \sqrt{2\kappa}(c_{in} + d_{in}). \quad (2)$$

From (1) and (2) we find in steady state

$$c_{out}(\omega) = \frac{i(\omega - \omega_0)c_{in}(\omega) + 2\kappa d_{in}(\omega)}{2\kappa - i(\omega - \omega_0)}, \quad (3)$$

$$d_{out}(\omega) = \frac{2\kappa c_{in}(\omega) + i(\omega - \omega_0)d_{in}(\omega)}{2\kappa - i(\omega - \omega_0)}. \quad (4)$$

Here  $d_{in}(\omega)$  is the vacuum field and hence its normally ordered correlation is zero. Defining the spectrum of the field via

$$\langle c^\dagger(-\Omega)c(\omega) \rangle = 2\pi S_c(\omega)\delta(\omega + \Omega). \quad (5)$$

Using (3)-(5), we obtain

$$S_{c_{out}}(\omega) = \frac{(\omega - \omega_0)^2}{4\kappa^2 + (\omega - \omega_0)^2} S_{c_{in}}(\omega), \quad (6)$$

$$S_{d_{out}}(\omega) = \frac{4\kappa^2}{4\kappa^2 + (\omega - \omega_0)^2} S_{c_{in}}(\omega). \quad (7)$$

For  $\omega = \omega_0$ ,  $S_{cout}(\omega_0) \rightarrow 0$ ,  $S_{dout}(\omega_0) = S_{cin}(\omega_0)$ . Therefore we have established that a single photon at the cavity frequency is completely transmitted. We next establish how a nanomechanical oscillator in the cavity acts as a single photon router i.e., it would reflect the single photon i.e.,

$$S_{cout}(\omega_0) = S_{cin}(\omega_0), \quad S_{dout}(\omega_0) = 0. \quad (8)$$

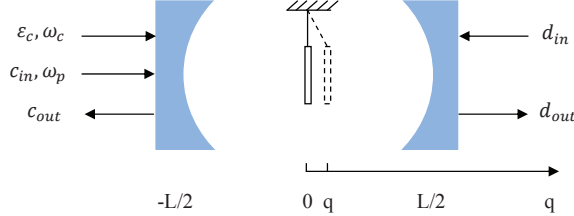


FIG. 2: (Color online) A double-ended cavity with a moving nanomechanical mirror as a single photon router.

Consider now the configuration shown in Fig. 2 where a partially transparent nanomechanical mirror placed at the middle position of the Fabry-Perot cavity formed by two fixed mirrors, which have finite identical transmission [17]. The whole cavity length is  $L$ . The cavity field is driven by a strong coupling field at frequency  $\omega_c$  from the left-hand mirror. Further, a field in a single photon Fock state at frequency  $\omega_p$ , is incident into the cavity through the left-hand mirror. The input field is centered near the cavity frequency i.e. its spectrum is given by

$$S_{cin}(\omega) = \frac{\Gamma/\pi}{(\omega - \omega_0)^2 + \Gamma^2}, \quad \int S_{cin}(\omega) d\omega = 1. \quad (9)$$

The correlation functions for the input field are therefore given by

$$\begin{aligned} \langle c_{in}^\dagger(-\Omega)c_{in}(\omega) \rangle &= 2\pi\delta(\omega + \Omega)S_{cin}(\omega), \\ \langle c_{in}(\omega)c_{in}^\dagger(-\Omega) \rangle &= 2\pi\delta(\omega + \Omega)(1 + S_{cin}(\omega)). \end{aligned} \quad (10)$$

The photons in the cavity will exert a radiation pressure force on the movable mirror, causing it to move. In turn, the displacement  $q$  of the movable mirror shifts the cavity resonance frequency. We assume that the movable mirror is located at the node of the cavity mode, thus the cavity resonance frequency depends linearly on the displacement  $q$  of the movable mirror. Here, the movable mirror is treated as a quantum harmonic oscillator with effective mass  $m$ , frequency  $\omega_m$ , and momentum operator  $p$ . Let  $c$  and  $c^\dagger$  be the annihilation and creation operators for the cavity field. The Hamiltonian of the system in the rotating frame at the frequency  $\omega_c$  of the coupling field is given by

$$H = \hbar(\omega_0 - \omega_c)c^\dagger c + \hbar g c^\dagger c q + \frac{p^2}{2m} + \frac{1}{2}m\omega_m^2 q^2 + i\hbar\varepsilon_c(c^\dagger - c), \quad (11)$$

in which  $g$  is the optomechanical coupling strength between the movable mirror and the cavity field, which also depends on the transmission of the movable mirror [17]. By choosing the transmission of the movable mirror  $T = 0.7$ , the optomechanical coupling strength can be half of that for a perfectly reflecting movable mirror so that  $g = -\frac{\omega_c}{L}$  [19]. The  $\varepsilon_c$  is the driving strength, depends on the power  $\wp$  of the coupling field by  $\varepsilon_c = \sqrt{\frac{2\kappa\wp}{\hbar\omega_c}}$ . Note that the movable mirror is coupled to the thermal surrounding at the temperature  $T$ , which results in the mechanical damping rate  $\gamma_m$  and thermal noise force  $\xi$  with frequency-domain correlation function:

$$\langle \xi(\omega)\xi(\Omega) \rangle = 2\pi\hbar\gamma_m m\omega \left[ 1 + \coth\left(\frac{\hbar\omega}{2k_B T}\right) \right] \delta(\omega + \Omega), \quad (12)$$

where  $k_B$  is the Boltzmann constant. In addition the cavity field  $c$  would be coupled to the input quantum fields  $c_{in}$  and  $d_{in}$ . These coupling are included in the standard way by writing quantum Langevin equations for the cavity field operators. The incoming vacuum field  $d_{in}$  is characterized by  $\langle d_{in}(\omega)d_{in}^\dagger(-\Omega) \rangle = 2\pi\delta(\omega + \Omega)$  with  $S_{din}(\omega) = 0$ . Putting together all the quantum fields, thermal fluctuations and the Heisenberg equations that follow from the Hamiltonian (11), we obtain the working quantum Langevin equations

$$\begin{aligned} \dot{q} &= \frac{p}{m}, \quad \dot{p} = -\hbar g c^\dagger c - m\omega_m^2 q - \gamma_m p + \xi, \\ \dot{c} &= -[2\kappa + i(\omega_0 - \omega_c + gq)]c + \varepsilon_c + \sqrt{2\kappa}c_{in} \\ &\quad + \sqrt{2\kappa}d_{in}, \\ \dot{c}^\dagger &= -[2\kappa - i(\omega_0 - \omega_c + gq)]c^\dagger + \varepsilon_c + \sqrt{2\kappa}c_{in}^\dagger \\ &\quad + \sqrt{2\kappa}d_{in}^\dagger, \end{aligned} \quad (13)$$

where mean values of noise terms  $\xi$ ,  $c_{in}$ , and  $d_{in}$  are zero.

Using the Langevin equations (13) we want to calculate the spectrum of the output fields  $c_{out}$  and  $d_{out}$ . We adopt the standard quantum optical procedure [20]. We first find the steady state for the mean values of the observable and then linearize the Langevin equations around the mean values to calculate quantum fluctuations. We quote the result of such a calculation, we find that the spectrum of the output fields has the form

$$\begin{aligned} S_{cout}(\omega) &= S_{cin}(\omega) \cdot R(\omega) + S^{(v)}(\omega) + S^{(T)}(\omega), \\ S_{dout}(\omega) &= S_{cin}(\omega) \cdot T(\omega) + S^{(v)}(\omega) + S^{(T)}(\omega), \end{aligned} \quad (14)$$

where

$$R(\omega) = |E(\omega) - 1|^2, \quad T(\omega) = |E(\omega)|^2, \quad (15)$$

and

$$\begin{aligned} S^{(v)}(\omega) &= 2|X(\omega)|^2, \\ S^{(T)}(\omega) &= |V(\omega)|^2 \hbar\gamma_m m(-\omega) \left[ 1 + \coth\left(-\frac{\hbar\omega}{2k_B T}\right) \right], \end{aligned}$$

$$\begin{aligned}
E(\omega) &= \frac{2\kappa}{d(\omega)} \{m(\omega_m^2 - \omega^2 - i\gamma_m\omega)[2\kappa - i(\Delta + \omega)] \\
&\quad + i\hbar g^2 |c_s|^2\}, \\
X(\omega) &= \frac{2\kappa}{d(\omega)} i\hbar g^2 c_s^2, \\
V(\omega) &= \frac{\sqrt{2\kappa}}{d(\omega)} \{-igc_s[2\kappa - i(\Delta + \omega)]\}, \\
d(\omega) &= m(\omega_m^2 - \omega^2 - i\gamma_m\omega)[(2\kappa - i\omega)^2 + \Delta^2] \\
&\quad - 2\hbar g^2 |c_s|^2 \Delta, \\
q_s &= -\frac{\hbar g |c_s|^2}{m\omega_m^2}, \quad c_s = \frac{\varepsilon_c}{2\kappa + i\Delta},
\end{aligned} \tag{16}$$

where  $\Delta = \omega_0 - \omega_c + gq_s$  is the effective detuning, including the frequency shift due to radiation pressure,  $|c_s|^2$  is the number of intracavity photons, and  $q_s$  is the steady state position of the movable mirror. The roots of  $d(\omega)$  determine essentially the behavior of the output fields. These are complex and depend on the power of the coupling field.

In Eq. (14),  $R(\omega)$  and  $T(\omega)$  are the contributions arising from the presence of the single photon in the input field. The  $S^{(v)}(\omega)$  is the contribution from the incoming vacuum field. The nonlinear coupling of the cavity field with the mirror converts the vacuum photon at frequency  $\omega_c - \Omega$  to  $\omega_c + \Omega$  via the mixing process  $\omega_c + \omega_c - (\omega_c - \Omega) \rightarrow \omega_c + \Omega$ . Note that  $X(\omega)$  is at least of order two in the amplitude of the coupling field and this determines the nature of the vacuum contribution. The  $S^{(T)}(\omega)$  is the contribution from the fluctuations of the mirror. The equation (14) shows that even if there were no incoming photon, the output signal is generated via quantum and thermal noises. For the purpose of achieving single photon router, the key quantities are  $R(\omega)$  and  $T(\omega)$ . Further the performance of the single photon router should not be deteriorated by the quantum and thermal noise terms  $S^{(v)}(\omega)$  and  $S^{(T)}(\omega)$ . We also note in passing that in a treatment where the probe field is treated classically, then the output semiclassical fields would be  $(E(\omega) - 1)$  and  $E(\omega)$  on the left and right ports, respectively.

Now we present numerical results using our analytical results (14). We would work in the sideband resolved limit i.e.  $\omega_m \gg \kappa$ , further we will take  $\Delta = \omega_m$ . We use the parameters from an experimental paper [17]. The wavelength of the coupling field  $\lambda = 1054$  nm,  $L = 6.7$  cm,  $m = 40$  ng,  $\omega_m = 2\pi \times 134$  kHz,  $Q = 1.1 \times 10^6$ ,  $\gamma_m = \omega_m/Q = 0.76$  sec<sup>-1</sup>, and  $\kappa = \omega_m/10$ . In the following, we work in the stable regime of the system i.e. we use control power such that there are no instabilities.

We present the behavior of the reflection and transmission spectra  $R(\omega)$  and  $T(\omega)$  of the single photon as a function of the normalized frequency  $\omega/\omega_m$  in the absence and the presence of the coupling field in Figs. 3 and 4. In the absence of the coupling field, one observes an inverted Lorentzian and a standard Lorentzian

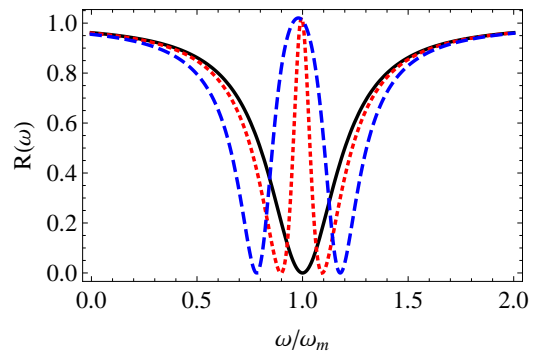


FIG. 3: (Color online) The reflection spectrum  $R(\omega)$  of the single photon as a function of the normalized frequency  $\omega/\omega_m$  without and with the coupling field.  $\varphi = 0$  (solid),  $5 \mu\text{W}$  (dotted),  $20 \mu\text{W}$  (dashed).

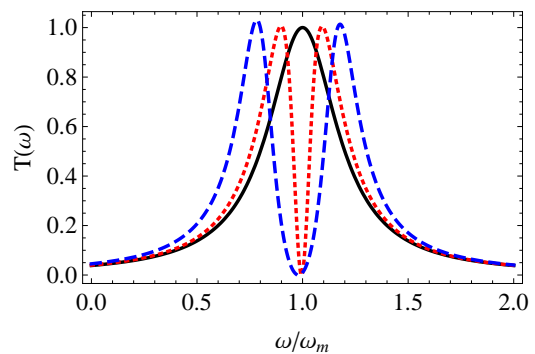


FIG. 4: (Color online) The transmission spectrum  $T(\omega)$  of the single photon as a function of the normalized frequency  $\omega/\omega_m$  without and with the coupling field.  $\varphi = 0$  (solid),  $5 \mu\text{W}$  (dotted),  $20 \mu\text{W}$  (dashed).

in the reflection and transmission spectra of the single photon. Note that  $R(\omega_m) \approx 0$  and  $T(\omega_m) \approx 1$ . So the single photon is completely transmitted through the cavity to the right output port. However, in the presence of the coupling field, the situation is completely different. The reflection and transmission spectra of the single photon exhibit an inverted dip and a dip at  $\omega = \omega_m$ , and  $R(\omega_m) \approx 1$  and  $T(\omega_m) \approx 0$ . The single photon is totally reflected to the left output port. In the presence of the coupling field, the nano mirror participates in the transmission or reflection of the photon and we have all the conditions for occurrence of EIT fulfilled ( $\gamma_m \ll \kappa \ll \omega_m$ ,  $\omega_p = \omega_c + \omega_m$ ). Therefore the incident single photon is totally reflected. In an earlier work dealing with coherent light it was shown that the reflected outgoing field would even have a well defined phase. However for router action phase does not play a role. The width of the reflection peak (transmission dip) depends on the power of the coupling field—the width increases with increase in the coupling power, and thus we can also treat the switching of a narrow width single photon pulse.

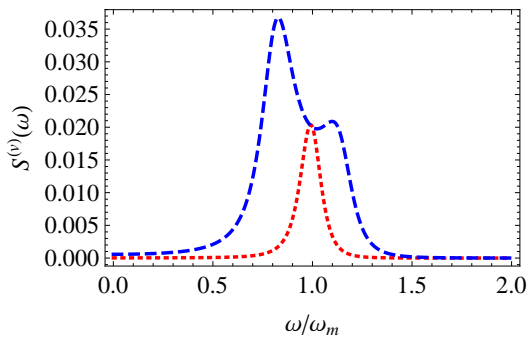


FIG. 5: (Color online) The vacuum noise spectrum  $S^{(v)}(\omega)$  as a function of the normalized frequency  $\omega/\omega_m$  with the coupling field.  $\varphi = 5 \mu\text{W}$  (dotted),  $20 \mu\text{W}$  (dashed).

Next we discuss the effects of the quantum and thermal noises on the reflection and transmission spectra of the single photon. We exhibit the behavior of the vacuum noise  $S^{(v)}(\omega)$  for two different values of the coupling power in Fig. 5. The contribution of the vacuum noise is about 2 % at  $\omega = \omega_m$  and is thus insignificant. Note that for larger coupling powers,  $S^{(v)}(\omega)$  splits into two peaks—this is connected with the normal mode splitting [21], arising from the two roots of  $d(\omega)$ . The thermal noise could be more critical in deteriorating the performance of the single photon router. However if we work with mirror temperatures like 20 mK, then the thermal noise term is insignificant as shown in Fig. 6. Even at a relatively large temperature like 50 mK, the maximum thermal noise is 15 %. In the light of rather small sources of noise, we conclude that the nanomechanical mirror in an optical cavity as a single photon router is an excellent device.

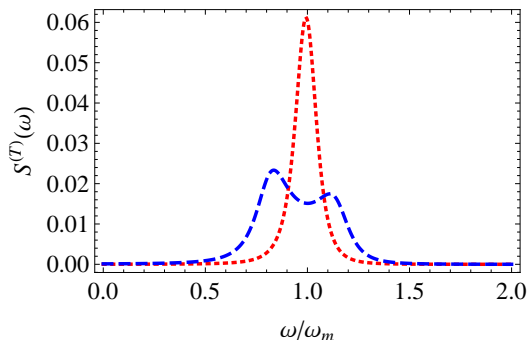


FIG. 6: (Color online) The thermal noise spectrum  $S^{(T)}(\omega)$  as a function of the normalized frequency  $\omega/\omega_m$  with the coupling field for  $T = 20 \text{ mK}$ .  $\varphi = 5 \mu\text{W}$  (dotted),  $20 \mu\text{W}$  (dashed).

In conclusion, we have shown how a cavity optomechanical system can be used as a single photon router. The physical mechanism that enables this application is the EIT behavior that such systems exhibit. We further showed that the effects of quantum noise sources on such

a single photon router are very minimal.

GSA thanks S. Duttagupta and Anjali Agarwal for discussions on single photon switch, and the Director Tata Institute of Fundamental Research; Mumbai for hospitality where part of this work was done.

- 
- [1] S. E. Harris and Y. Yamamoto, Phys. Rev. Lett. **81**, 3611 (1998).
  - [2] M. Mücke, E. Figueroa, J. Bochmann, C. Hahn, K. Murr, S. Ritter, C. J. Villas-Boas, and G. Rempe, Nature (London) **465**, 755 (2010).
  - [3] H. Tanji-Suzuki, W. Chen, R. Landig, J. Simon, and V. Vuletić, Science **333**, 1266 (2011).
  - [4] L. Zhou, Z. R. Gong, Y. X. Liu, C. P. Sun, and F. Nori, Phys. Rev. Lett. **101**, 100501 (2008).
  - [5] P. Bermel, A. Rodriguez, S. G. Johnson, J. D. Joannopoulos, and M. Soljačić, Phys. Rev. A **74**, 043818 (2006).
  - [6] P. Longo, P. Schmitteckert, and K. Busch, Phys. Rev. Lett. **104**, 023602 (2010).
  - [7] S. Sandlu, M. L. Povinelli, and S. Fan, Appl. Phys. Lett. **96**, 231108 (2010).
  - [8] D. E. Chang, A. S. Sørensen, E. A. Demler, and M. D. Lukin, Nature Physics **3**, 807 (2007).
  - [9] M. A. Hall, J. B. Altepeter, and P. Kumar, Phys. Rev. Lett. **106**, 053901 (2011).
  - [10] I. C. Hoi, C. M. Wilson, G. Johansson, T. Palomaki, B. Peropadre, and P. Delsing, Phys. Rev. Lett. **107**, 073601 (2011).
  - [11] G. S. Agarwal and S. Huang, Phys. Rev. A **81**, 041803(R) (2010).
  - [12] S. Huang and G. S. Agarwal, Phys. Rev. A **83**, 043826 (2011).
  - [13] S. Weis, R. Rivière, S. Deléglise, E. Gavartin, O. Arcizet, A. Schliesser, and T. J. Kippenberg, Science **330**, 1520 (2010).
  - [14] Q. Lin, J. Rosenberg, D. Chang, R. Camacho, M. Eichenfield, K. J. Vahala, and O. Painter, Nature Photon. **4**, 236 (2010).
  - [15] A. H. Safavi-Naeini, T. P. Mayer Alegre, J. Chan, M. Eichenfield, M. Winger, Q. Lin, J. T. Hill, D. Chang, and O. Painter, Nature (London) **472**, 69 (2011).
  - [16] J. D. Teufel, D. Li, M. S. Allman, K. Cicak, A. J. Sirois, J. D. Whittaker, and R. W. Simmonds, Nature (London) **471**, 204 (2011).
  - [17] J. D. Thompson, B. M. Zwickl, A. M. Jayich, F. Marquardt, S. M. Girvin, and J. G. E. Harris, Nature (London) **452**, 72 (2008).
  - [18] D. F. Walls and G. J. Milburn, *Quantum Optics* (Springer-Verlag, Berlin, 1994), Chap. 7.
  - [19] M. Bhattacharya, H. Uys, and P. Meystre, Phys. Rev. A **77**, 033819 (2008).
  - [20] S. Mancini and P. Tombesi, Phys. Rev. A **49**, 4055 (1994).
  - [21] S. Gröblacher, K. Hammerer, M. Vanner, and M. Aspelmeyer, Nature (London) **460**, 724 (2009), the experimental configuration was different in this experiment than the one used in this paper.