

A NEW APPROACH TO THE DISTRIBUTION OF ANCESTORS IN SPECIES OF BIPARENTAL REPRODUCTION

M. Caruso, C. Jarne

Departamento de Física Teórica y del Cosmos, Universidad de Granada,
Campus de Fuentenueva, España

Departamento de Física, Facultad de Ciencias Exactas, IFLP, Universidad Nacional de La Plata
La Plata (1900), C.C.67, Argentina

Up till now, previous attempts aiming to calculate the number of ancestors in species of sexual reproduction have not been totally successful. Present models concentrate on the estimation of ancestors repetitions in genealogical trees^{1,2}. It has been shown that is not possible to reconstruct the genealogical history of each species along all its generations by means of a geometric progression³. The reason for that is the geometric progression is determined by a sequence of independent events. This new analysis demonstrates that it is possible to re-build the tree of progenitors by modeling the problem with a Markov chain. Our model is developed with a continuous time variable and then through a discretization process the distribution of ancestors is obtained. We postulate that "blood relationship" is a kind of interaction that connects the events. We show the need to implement a covariant derivative, due to a gauge transformation, in order to renormalize the theory and include the correct scale of this interaction. This enable us to express the probability distribution and calculate the first and second of its cumulants. The model presented here is suitable to be extended to include isolation or immigration of members. Consequently, estimations about extinction processes can be improved. The present results are useful in order to understand the origin of species extrapolating the individual genealogy with the total members at the beginning of the species. These results can be used to perform more realistic models of animal populations. Also it is possible to go one step further, to establish how populations can be affected by certain conditions, such as isolation of individuals, by considering the study population with different genetic pool⁴.

To calculate the number of ancestors of an individual it is necessary to use an statistical approach. If we simply accept that 2^{t+1} allows to calculate the number of ancestors in the t -generation, where $t = 0$ is the generation of progenitors of the first order (or parents for short) and so forth, we arrive at an absurdity. Because as we turn to past generations, the probability that some ancestors have been relatives is significantly bigger⁵. This implies a restriction on the number of ancestors with respect to 2^{t+1} . This last quantity corresponds to the maximum possible number of ancestors in each t -generation.

There are several examples showing different ways in which the number of ancestors is restricted respect to the maximum number in each generation. Figure 1 shows, as an example, only the three first generations of ancestors' trees with two different ways to constrain the number of ancestors. There is a way to weight the blood relationship using a statistical approach that includes all possible kinds of relationship in each generation. In this approach the only constraint in the number of ancestors is caused by random blood relationship between individuals of the same generation. We consider a population of ancestors whose maximum size in each t -generation is given by the geometric progression 2^{t+1} . We do not consider any restriction for the number of ancestors generated by issues related to culture, in the human case, ethological in the animal case, or isolation of populations, etc. If we want to study the ancestors' distribution of individuals from populations where there are less individuals than 2^{t+1} for a t -generation, there is an additional restriction in the number of ancestors.

Blood relationship interconnect the events in the original process that leads to 2^{t+1} , which was generated by independent events and no relation between ancestors of each generation. In the real process the events

are connected. We consider each generation as a link in the chain which form a first order Markov process^{6,7}. The Markov process is constructed on given a set of individuals ordered by generations, we take the current generation and we count its parents. Then we take all those selected individuals and re-make the previous question and so forth. There exists a generation in which the question or previous classification makes no more sense, in which case the process ends after a finite generation. This process are widely used to describe the evolution of traits that adopt only a finite number of states⁸.

We define the random variable associated to the number of ancestors, $y(t)$, which describes a Markov process

$$y(t) := 2^{t+1} - x(t) \quad (1)$$

where $x(t)$ represents the stochastic restriction in the number of ancestors at t -generation. The definition of $y(t)$ in (1) implies that $x(t)$ describes another Markov process.

We do not distinguish the different kinds of blood relationship between the ancestors of a particular generation such as brothers or cousins, and so forth. We simply consider them as indistinguishable and we just count how many there are. For the purpose of the calculations we consider t as a continuous variable. Finally we associate a discrete-time Markov process to the continuous-time Markov process $\{x(t) : t \geq 0\}$ called a *skeleton process*⁹ defined as $\{x(g) : g \geq 0\}$, where g is the generation number.

The time evolution of this process is determined by the knowledge of the probability distribution in each t -generation, denoted by

$$p_n(t) := \mathbb{P}[x(t) = n] \quad (2)$$

for all $(n, t) \in \mathbb{S}_t \times \mathbb{R}$, where \mathbb{S}_t is the sample space of $x(t)$ which corresponds to the interval $[0, \mathbf{n}_t]$, $\mathbf{n}_t = \lfloor 2^{t+1} \rfloor - 2$ and $\lfloor z \rfloor$ is the integer part of a real number z .

An equivalent way to describe the process along with an initial value $p_n(0)$ and the conditional probability given by $\mathcal{P}_{nm}(t, s) := \mathbb{P}[x(t) = n | x(s) = m]$, which represents the transition matrix elements of the states $|m, s\rangle \mapsto |n, t\rangle$, in Dirac notation¹⁰.

For each generation the events are mutually exclusive. Consequently at the time $t + \epsilon$ the probability of find n restrictions is given by to the transition from m restrictions at the time t , in this way

$$p_n(t + \epsilon) = \sum_{m \in \mathbb{S}_t} \mathcal{P}_{nm}(t + \epsilon, t) p_m(t). \quad (3)$$

After some elementary operations we get

$$d_t p_n(t) = \sum_{m \in \mathbb{S}_t} \mathbf{Q}_{nm}(t) p_m(t) \quad (4)$$

where d_t is the usual time derivative, $\mathbf{Q}_{nm}(t) = \lim_{\epsilon \rightarrow 0} \frac{\mathcal{P}_{nm}(t + \epsilon, t) - \delta_{nm}}{\epsilon}$ is called the *infinitesimal generator* and δ_{nm} is the Kroneker delta.

We define $\boldsymbol{\varphi}(t)$ as an $|\mathbb{S}_t|$ -tuple of the probability distribution namely $\boldsymbol{\varphi}(t) := (p_0(t), p_1(t), \dots, p_{\mathbf{n}_t}(t))^\top$, where $|\mathbb{S}_t|$ denotes the cardinal number of \mathbb{S}_t and $^\top$ represents the transposition.

The evolution equation for the process can be expressed in a *matrix form* as

$$d_t \boldsymbol{\varphi}(t) = \mathbf{Q}(t) \boldsymbol{\varphi}(t) \quad (5)$$

From the equation (1) we denote the expectation value, or mean, of ancestors by

$$\alpha(t) = 2^{t+1} - \langle x(t) \rangle \quad (6)$$

where $\langle x^k(t) \rangle$ is the expectation value x raised to the positive integer power k (or k -moment for short) of the distribution $p_n(t)$ and by definition is $\langle x^k(t) \rangle := \sum_n n^k p_n(t)$. The quantity $\langle x(t) \rangle$ represent a constraint caused by blood relationship, which affect the mean number of ancestors in each generation.

On the other hand we know that there exist a certain T -generation that can be considered as the end of the process.

The sample space of $x(t)$ is different for each t -generation, and there is enormous difficulty to solve the equation (5). We considered a *dilution* of \mathbb{S}_t into a big set $\mathbb{S} \supseteq \mathbb{S}_t$, for all t , consisting of replacing the endpoint \mathbf{n}_t by a huge number N . The dilution can be viewed as a *dilution* represented in the substitution rule $\mathbf{n}_t \mapsto N$, such that $\mathbb{S} = [0, N]$. The existence of a limit generation, T , allows us to choose $N = \mathbf{n}_T$. Consequently we can solve the problem in this *dilated sample space* and recover the lost endpoint because of the dilution through a

suitable transformation. The price to pay for it is the need of renormalization of the distribution defined on \mathbb{S} to compensate the dilution effect. The renormalization takes place by a linear transformation which modifies the norm of the distribution for each generation. This *local* transformation, in the sense of depends on each t , leads to the conclusion that these are structured as a *gauge group*, specifically a *group of local dilations*. Essentially we will say that the distribution defined on \mathbb{S}_t is equivalent to the renormalized distribution which is defined on the dilated sample space \mathbb{S} . In summary, we can interpret that the process on \mathbb{S}_t is the result of a process on this bigger set \mathbb{S} which interacts with another process on the complement set $\mathbb{S} - \mathbb{S}_t$. This interaction is represented by the renormalization of the distribution defined on \mathbb{S} , in an effective theory context. As long as the process on \mathbb{S} is much simpler than the description on $\mathbb{S} - \mathbb{S}_t$ will be more complex.

For illustrative purposes we consider a version in which the sample space \mathbb{S}_t is dilated to the set of natural numbers \mathbb{N} , including the 0 element. Then we have only one boundary condition for the state $n = 0$. This allows us to focus on *time homogeneous processes*, i.e. the infinitesimal generator is independent of t . The Markov process in this bigger sample space \mathbb{N} is required to consider of two new random variables $\{X, Y\}$ defined on \mathbb{N} and related in a similar way to the old random variables $\{x, y\}$ from (1). The associated probability distribution is denoted by $P_n(t) = \mathbb{P}[X(t) = n]$ and define $\phi(t) = (P_0(t), P_1(t), \dots)^\top$ which satisfies the equation

$$d_t \phi(t) = \mathbf{Q} \phi(t). \quad (7)$$

Knowing the initial conditions $\phi(0) = (1, 0, \dots)^\top$ and the infinitesimal generator \mathbf{Q} we can write the formal solution of (7) as

$$\phi(t) = \exp(t\mathbf{Q}) \phi(0). \quad (8)$$

Another consideration is the *spatial homogeneity*, i.e. the case where the infinitesimal generator does not depend on the state of the random variable $X(t)$.

In order to establish the matrix \mathbf{Q} we study the time evolution $t \mapsto t + \epsilon$, for small value of ϵ . Therefore, only transitions to the nearest states are allowed, because the infinitesimal time evolution only have a finite variety of transition states. For $n \neq 0$ this transitions are $n \mapsto \{n-1, n, n+1\}$ and $n \mapsto \{n, n+1\}$, for $n = 0$.

Taking into account this brief discussion, the dynamics described by the equation (7) and imposed conditions represent a time homogeneous *birth-death process*. In the context of *queueing theory*,¹² a way to picture this process is through one queue and one server representing all ancestors waiting to be classified if they are blood related or not.

The mathematical details are in the Supplementary Information, in which we show how to choose a numerical matrix \mathbf{Q} , for illustrative reasons, and finally the evolution equations takes the form

$$d_t P_n(t) = P_{n+1}(t) - 2P_n(t) + P_{n-1}(t) \quad (9)$$

$$d_t P_0(t) = P_1(t) - P_0(t)$$

together with the initial condition which is $P_n(0) = \delta_{n0}$, we obtain the explicit solution

$$P_n(t) = e^{-2t} [I_n(2t) + I_{n+1}(2t)] \quad (10)$$

where $I_n(x)$ is the modified Bessel function¹³.

As we have previously argued, before using this distribution to calculate the moments, it is necessary to do a renormalization process, because the solution given by (10) is normalized over \mathbb{N} . We perform a gauge transformation¹⁴ \mathbf{g} defined by

$$\mathbf{g} : P_n(t) \longrightarrow \lambda(t) P_n(t), \quad (11)$$

that leaves the evolution equation (7) invariant and allows both distributions to describe a Markov process and denote $\mathbf{p}_n(t) := \lambda(t) P_n(t)$ the gauge transformed distribution of $P_n(t)$. The action of the group \mathbf{g} applied to the distribution $P_n(t)$ leads to a distribution $\mathbf{p}_n(t)$ defined over \mathbb{S}_t . This idea can be understood in the context of conditional probabilities, with which we can obtain a projection of the distribution on \mathbb{N} into \mathbb{S}_t , keeping the correct normalization.

To preserve the invariance of (7) under \mathbf{g} we introduce a covariant derivative

$$D_t = d_t - \omega(t) \quad (12)$$

where $\omega(t) = d_t \lambda(t) [\lambda(t)]^{-1}$. See the Supplementary Information for details.

The notation suggest that \mathbf{X} is the gauge transformed of X via \mathbf{g} . The expectation value of \mathbf{X} raised to a positive integer power k is $\langle \mathbf{X}^k(t) \rangle = \sum_n n^k \mathbf{p}_n(t)$. This allows us to write a general relation between $\langle X^k(t) \rangle$ and $\langle \mathbf{X}^k(t) \rangle$

$$\langle \mathbf{X}^k(t) \rangle = \lambda(t) \langle X^k(t) \rangle. \quad (13)$$

Rescaling the process described by $X(t)$ and use the solution (10) we calculated the first two cumulants

$$\langle \mathbf{X}(t) \rangle = \lambda(t) \left\{ e^{-2t} \left[2t I_1(2t) + \left(2t + \frac{1}{2} \right) I_0(2t) \right] - \frac{1}{2} \right\} \quad (14)$$

$$\langle [\mathbf{X}(t) - \langle \mathbf{X}(t) \rangle]^2 \rangle = \lambda(t) [2t - \langle X(t) \rangle - \langle X(t) \rangle^2]. \quad (15)$$

For the equation (1) the variance of x is equal to the variance of y , identical argument is valid for X and Y . Then, we define the *standard deviation* of $Y(t)$ denoted by $\sigma(t)$, as the square root of (15), which quantifies the statistical error.

If we consider a constant function $\omega(t)$, then $\lambda(t) = 2^{a+b}$. We have obtained a family of functions for the expectation value of ancestors $\alpha(t) = 2^{t+1} - \lambda(t) \langle X(t) \rangle$, parametrized by the real numbers \mathbf{a} and \mathbf{b}

$$\alpha(t) = 2^{t+1} - 2^{a+b} \left\{ e^{-2t} \left[2t I_1(2t) + \left(2t + \frac{1}{2} \right) I_0(2t) \right] - \frac{1}{2} \right\}. \quad (16)$$

If the expected value satisfies $\alpha(t_1) = \alpha_1$ and $\alpha(t_2) = \alpha_2$, for two generations t_1 and t_2 such that $t_1 \neq 0 \neq t_2$, the parameters \mathbf{a} and \mathbf{b} can be obtained by

$$\mathbf{a} = \frac{1}{t_2 - t_1} \log_2 \left[\frac{2^{t_2+1} - \alpha_2 \langle X(t_1) \rangle}{2^{t_1+1} - \alpha_1 \langle X(t_2) \rangle} \right] \quad (17)$$

$$\mathbf{b} = \frac{1}{t_2 - t_1} \left\{ t_2 \log_2 \left[\frac{2^{t_1+1} - \alpha_1}{\langle X(t_1) \rangle} \right] - t_1 \log_2 \left[\frac{2^{t_2+1} - \alpha_2}{\langle X(t_2) \rangle} \right] \right\} \quad (18)$$

where naturally $\alpha_i \leq 2^{t_i+1}$, for $i = 1, 2$, to ensure good definition of \mathbf{a} and \mathbf{b} .

The gauge transformation modulates the amplitude of $\langle X(t) \rangle$, this allows us to define the notion of horizontal range of $\alpha(t)$. One important point is the *maximum generation range*, this is a nonzero generation T in which α becomes equal to 2. Another interesting point is the maximum of $\alpha(t)$, which determines the *intensity of the process*. Without loss of generality we can choose $t_2 = T$, in which case $\alpha(t_2) = 2$, and $\alpha(t_1) = \sup\{\alpha(t) : t \in [0, T]\}$. Whatever the distinct points considered relevant, if we know two of them we will select one and only one curve of the family parameterized by \mathbf{a} and \mathbf{b} . The gauge transformation \mathbf{g} controls both horizontal and vertical scale of the process. The figure 2 shows $\alpha(t)$ for a particular values of \mathbf{a} and \mathbf{b} . We can vary the horizontal scale, defined by the generational range, and the vertical scale, defined by the intensity of the process.

This T maybe not be a realistic value, but it fix a maximum number of generations of a particular species may have. It is possible to search in the fossil record the first time that a species appears and use its reproductive rate to calculate the number of available generations. In this way we are classifying each species not in terms of life time on earth (time units), but according to the notions of generational patterns. The ideas presented can be combined with universal common ancestor's models¹⁵ to understand the development of a certain species.

Figure 3 shows the expectation value, $\alpha(t)$, for a particular values of \mathbf{a} and \mathbf{b} and a measure of the dispersion defined by $\sigma(t)$.

In this way, the present model may be employed in order to recognize a possible threshold to identify high endogamic populations as well as its possible causes. By means of the genealogical tree the model can be used to indicate which living species may be near to the extinction.

The model explained above allows the calculate the mean number of ancestors in each generation, considering the possibility of blood relationship between individual of the same generation and a population of ancestors which maximum size is 2^{t+1} . But there are two possible generalizations. The model can be extended to take into account relationships between individuals of other adjacent generations using a similar idea, simply considering higher order Markov chains. Also the same model can be used to calculate the expectation value of ancestors in a specific population with additional restrictions such as isolation, immigration and cultural restrictions, by introducing the corresponding terms in the infinitesimal generator \mathbf{Q} , for example an absorbing barrier¹⁶. In future applications we could generalize the model through a new constraint to fix the maximum number of individuals at certain generation. This proposal implies a generalization of this work in which the maximum

number of ancestors will be given by a piecewise function $\gamma(t)$ instead of 2^{t+1} . This leads to slightly modify the process defined at the beginning in (1) as $y(t) = \gamma(t) - x(t)$ and the endpoint of the sample space for $x(t)$ becomes $\mathfrak{n}_t = \gamma(t) - 2$. This generalization includes a time inhomogeneity in the infinitesimal generator \mathbf{Q} and preserves an appropriate renormalization.

We can include these possible extensions using the Markov process described by $\{X(t)\}$ and study the most general gauge \mathfrak{g} transform given by a linear transformation $\mathfrak{g} : \{P_m(t)\}_m \rightarrow \mathfrak{p}_n(t) := \sum_m \lambda_{nm}(t) P_m(t)$, in which $\lambda(t)$ is a non singular matrix. In this situation the infinitesimal generator transforms under \mathfrak{g} as $\mathbf{Q} \mapsto \lambda(t)\mathbf{Q}\lambda(t)^{-1} + \omega(t)$, where $\omega(t) = d_t\lambda(t)[\lambda(t)]^{-1}$. The transformation $\lambda(t)\mathbf{Q}\lambda(t)^{-1}$ correspond to a similarity transformed of infinitesimal generator \mathbf{Q} . The matrix $\omega(t)$ is *absorbed* in a covariant derivative, defined in a similar way from the equation (12) as $D_t = d_t - \omega(t)$. Then the equation (7) will be invariant under a more general transformation \mathfrak{g} .

The ideas in the present model can be use in Biology, Ecology of populations and Genetics. An important achievement of the model is that based on the previous knowledge of the life time of a certain species, we can calculate the number of ancestors in each generation of this species.

This model itself can be applied to describe other biological or physical systems with similar dynamics. Statistical models of biparental reproduction has been already compared with physical systems before, such as, spin-glass systems¹⁷. Similar ideas, such as *Evolutionary graph theory*, is an approach to studying how topology affects evolution of a population¹⁸. Other analogous processes to the biparental reproduction in physics are described with similar statistical or markovian models⁶. In high energy physics the production of a cascade by a cosmic ray is described by the Heitler model¹⁹. Although this model is different from that presented here we could compare the number of ancestors with the number of particles in each generation and reinterpret this results in terms of these kinds of phenomena. Future research may find novel applications of the present proposal.

References

- [1] Derrida, B., Manrubia, S. C., Zanette, D.H., Distribution of repetitions of ancestors in genealogical trees. *Physica A* **281** 1–16 (2000).
- [2] Derrida, B., Manrubia, S. C., Zanette, D.H., On the genealogy of a population of biparental individual. *J. theor. Biol.* **203**, 303-315 (2000).
- [3] Ohno, S., The Malthusian parameter of ascents: What prevents the exponential increase of one's ancestors?. *Proc. Natl. Acad. Sci.* **93**, 15276–15278 (1993).
- [4] Begon, M., Townsend, C. R., Harper, J. L., *Ecology - From Individuals to Ecosystems* (Blackwell Publishing, 4th edition 2006).
- [5] Derrida, B., Manrubia, S. C., Zanette, D.H., Statistical Properties of Genealogical Trees. *Phys. Rev.* **82**, 9, 1987-1999 (1999).
- [6] Barucha-Reid, A.T., *Elements of the Theory of Markov Processes and Their Applications* (McGraw-Hill, Series in Probability and Statistics 1960).
- [7] Kijima, M., *Markov Processes for Stochastic Modeling* (Chapman & Hall 1997).
- [8] Pagel, M., Inferring the historical patterns of biological evolution. *Nature* **401**, 877-844 (1999).
- [9] Chung, K. L., *Markov Chains With Stationary Transition Probabilities* (Springer, New York, 2^o edition 1967).
- [10] Dirac P. A. M., *The principles of Quantum Mechanics* (Oxford University Press, 4^o edition 1958).
- [11] Arnold, V.I., *Ordinary Differential Equations* (Springer-Verlag 1992).
- [12] Kleinrock, L., *Queueing Theory* (Volume I, Wiley-Interscience Publication 1975).
- [13] Abramowitz, M. Stegun, I. A., *Handbook of mathematical functions* (Dover books on mathematics 1972).
- [14] Feynman, R., Mathematical Formulation of the Quantum Theory of Electrodynamics Interaction. *Phys. Rev.* **80**, 3, 440-457 (1950).
- [15] Douglas L. T. Rohde, Steve Olson, Joseph T. Chang, Modelling the recent common ancestry of all living humans. *Nature* **431**, 562-566 (2004).
- [16] Feller, W., An Introduction to Probability Theory and Its Applications. Volume I & Volume 2, *John Wiley & Son Inc.* (1968).
- [17] Serva, M. & Peliti, L., A statistical model of an evolving population with sexual reproduction, *J. Phys. A: Math. Gen.* **24**, 705-707 (1991).
- [18] Liberman, E.; Hauert, C. and Nowak, M. A., Evolutionary dynamics on graphs. *Nature* **433**, 312-316 (2005).
- [19] Heitler, W., *The Quantum Theory of Radiation* (Oxford University Press London, 3rd edition 1954).

Figures

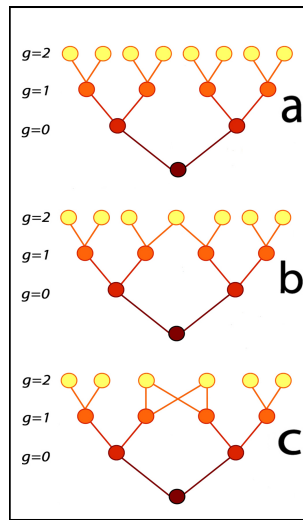


Figure 1: Examples of three kinds of genealogical trees, only the first few g -generations. **a**: No restrictions by blood relationship. **b** and **c**: Two kind of restriction in third generation, ancestors shearing one (**b**) or two parents (**c**). The restriction by blood relationship increases according to the degree of endogamy. We remember that $g = 0$ is the generation of progenitors of the first order (or parents for short) and so forth

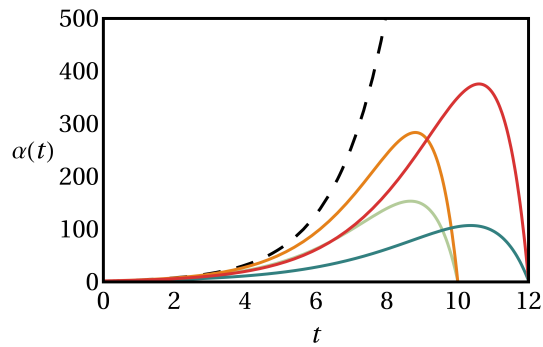


Figure 2: Examples of expectation value of ancestors $\alpha(t)$ for different values of the parameters $\{a, b\}$ and geometric progression 2^{t+1} in dashed line.

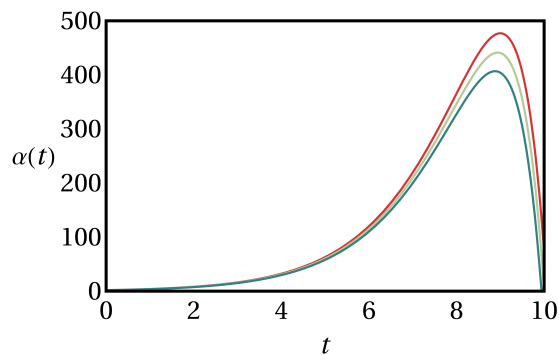


Figure 3: A band of curves, defined by the set $\mathcal{B} = \{\beta(t) : \beta(t) \in [\alpha(t) - \sigma(t), \alpha(t) + \sigma(t)]\}$, contains any possible realization of this process.