

# Efficient algorithm to select tuning parameters in sparse regression modeling with regularization

Kei Hirose<sup>1</sup>, Shohei Tateishi<sup>2</sup> and Sadanori Konishi<sup>3</sup>

<sup>1</sup> *Division of Mathematical Science, Graduate School of Engineering Science, Osaka University,  
1-3, Machikaneyama-cho, Toyonaka, Osaka, 560-8531, Japan*

<sup>2</sup> *Toyama Chemical Co., Ltd., 3-2-5, Nishi-Shinjuku, Shinjuku-ku, Tokyo, 160-0023, Japan.*

<sup>3</sup> *Faculty of Science and Engineering, Chuo University,  
1-13-27 Kasuga, Bunkyo-ku, Tokyo, 112-8551, Japan.*

*E-mail: mail@keihirose.com, shohei.tateishi@gmail.com, konishi@math.chuo-u.ac.jp.*

## Abstract

In sparse regression modeling with regularization such as the lasso, elastic net and bridge regression, it is important to select appropriate values of tuning parameters including regularization parameters. The choice of tuning parameters can be viewed as a model selection and evaluation problem. The degrees of freedom, which leads to Mallows'  $C_p$  criterion, plays a key role in the theory of model selection. In the present paper, we propose an efficient algorithm which computes the degrees of freedom sequentially by extending the generalized path seeking (GPS) algorithm. Our procedure allows us to calculate several model selection criteria including  $C_p$ , AIC, BIC, and GCV (generalized cross validation) for a wide variety of convex and non-convex penalties. Monte Carlo simulations demonstrate that our methodology performs well in various situations. A real data example is also given to illustrate our procedure.

**Key Words:**  $C_p$ , Degrees of freedom, Generalized path seeking, Model selection, Regularization, Sparse regression, Variable selection

## 1 Introduction

Variable selection is fundamentally important for high-dimensional linear regression models. Traditional variable selection procedures follow the best subset selection along with model selection criteria such as the AIC (Akaike, 1973) and the BIC (Schwarz, 1978). However, the best subset selection is often unstable because of its inherent discreteness (Breiman, 1996), and then the resulting model has poor prediction accuracy. To overcome this drawback of the subset selection, Tibshirani (1996) proposed a regularization procedure called the lasso, which imposes an  $L_1$  norm penalty on parameters, to perform simultaneous model selection and estimation.

Over the past 15 years, there has been a considerable amount of lasso-type penalization methods in literature: bridge regression (Frank and Friedman, 1993; Fu, 1998), smoothly clipped absolute deviation (SCAD, Fan and Li, 2001), elastic net (Zou and Hastie, 2005), group lasso (Yuan and Lin, 2006), adaptive lasso (Zou, 2006), composite absolute penalties (CAP) family (Zhao *et al.*, 2009), MC+ family (Zhang, 2010) and generalized elastic net (Friedman, 2008) along with many other regularization techniques. It is well-known that the solutions are not usually expressed in a closed form, since the lasso-type penalties are not differentiable at the origin. A number of researchers have presented efficient algorithms for a wide variety of convex and non-convex constraints to obtain the entire solutions (e.g., Least angle regression, Efron *et al.*, 2004; Coordinate decent algorithm, Friedman *et al.*, 2007; 2010; Mazumder *et al.*, 2009; Generalized path seeking, Friedman, 2008).

Crucial issues in the sparse regression modeling with regularization include the selection of adjusted tuning parameters including regularization parameters, because the regularization parameters identify a set of non-zero coefficients and then assign a set of variables to be included in a model. Choosing the tuning parameters can be viewed as a model selection and evaluation problem. The generalized degrees of freedom (Ye, 1998) or covariance penalties (Efron 1986, 2004) play an important role in the theory of model selection. The degrees of freedom leads to Mallows's  $C_p$ -type criterion, which estimates the prediction accuracy of the fitted model. Efron (2004) showed that  $C_p$  criterion gives better accuracy than cross-validation (CV) in some situations.

In a practical situation, however, it is difficult to directly derive an analytical expression of (unbiased estimator of) degrees of freedom for sparse regression modeling. A few researchers have derived the analytical results by using the Stein's unbiased risk estimator (SURE; Stein, 1981) for only specific penalties. Zou *et al.* (2007) showed that the number of non-zero coefficients is an unbiased estimate of the degrees of freedom of the lasso. Kato (2009) derived an unbiased estimate of the degrees freedom for the lasso, group lasso and fused lasso based on a differential geometric approach. However, these selection procedures cannot be directly applied to more general regularization methods via convex and non-convex penalties including SCAD and generalized elastic net family. In such a situation, the cross-validation and the bootstrap (e.g., Ye, 1998; Efron, 2004; Shen and Ye, 2002, 2004) may be useful to estimate the degrees of freedom. This kind of approach, however, can be computationally expensive.

In the present paper, we propose a new algorithm that can calculate the degrees of freedom by extending the Generalized path seeking (GPS) algorithm (Friedman, 2008). Even if the analytical expression of degrees of freedom is not available, our algorithm sequentially computes the degrees of freedom. Several significant advantages of the proposed algorithm are as follows:

- Our procedure can be applied to a wide variety of convex and non-convex penalties including the lasso, generalized elastic net and adaptive lasso.
- Various model selection criteria including the AIC, bias-corrected AIC, BIC and GCV can be calculated.
- The proposed algorithm is computationally-efficient, because there is no need to repeatedly perform numerical optimization to obtain the solutions and degrees of freedom at each step.

Our procedure is investigated through the analysis of real data and Monte Carlo simulations. Numerical results show that the  $C_p$  criterion based on our algorithm performs well in various situations.

The remainder of this paper is organized as follows: Section 2 describes several model selection criteria via the degrees of freedom. In Section 3, we introduce a new method to calculate the degrees of freedom of sparse regression modeling by extending the GPS algorithm. Section 4 presents numerical results for both artificial and real datasets. Some concluding remarks are given in Section 5.

## 2 Model selection criteria via the degrees of freedom in regression modeling

Suppose that  $\mathbf{x}_j = (x_{1j}, \dots, x_{Nj})^T$  ( $j = 1, \dots, p$ ) are predictors and  $\mathbf{y} = (y_1, \dots, y_N)^T$  is a response vector. Let  $X = (\mathbf{x}_1, \dots, \mathbf{x}_p)$  be an  $N \times p$  design matrix. By changing a location and employing scale transformations, we can assume that the explanatory variables are standardized and objective variables are centered:

$$\sum_{i=1}^N y_i = 0, \quad \sum_{i=1}^N x_{ij} = 0, \quad \sum_{i=1}^N x_{ij}^2 = 1 \quad \text{for } j = 1, 2, \dots, p.$$

Then, the linear regression model is

$$\mathbf{y} = X\boldsymbol{\beta} + \boldsymbol{\varepsilon},$$

where  $\boldsymbol{\beta} = (\beta_1, \dots, \beta_p)^T$  is a coefficient vector and  $\boldsymbol{\varepsilon} = (\varepsilon_1, \dots, \varepsilon_N)^T$  is an error vector with  $E[\boldsymbol{\varepsilon}] = \mathbf{0}$  and  $V[\boldsymbol{\varepsilon}] = \sigma^2 I$ . Here  $\mathbf{0}$  is a zero-vector and  $I$  is an identity matrix.

We estimate the model by penalized least square method

$$\hat{\boldsymbol{\beta}}(t) = \arg \min_{\boldsymbol{\beta}} \hat{R}(\boldsymbol{\beta}) \quad s.t. \quad P(\boldsymbol{\beta}) \leq t, \quad (1)$$

where  $\hat{R}(\boldsymbol{\beta})$  is a loss function

$$\hat{R}(\boldsymbol{\beta}) = (\mathbf{y} - X\boldsymbol{\beta})^T (\mathbf{y} - X\boldsymbol{\beta}) / N, \quad (2)$$

$P(\boldsymbol{\beta})$  is a penalty term which yields sparse solutions (e.g., the lasso penalty is  $P(\boldsymbol{\beta}) = \sum |\beta_j|$ ), and  $t$  is a tuning parameter. An equivalent formulation of (1) is

$$\hat{\boldsymbol{\beta}}(\rho) = \arg \min_{\boldsymbol{\beta}} \{\hat{R}(\boldsymbol{\beta}) + \lambda P(\boldsymbol{\beta})\},$$

where  $\lambda$  is a regularization parameter, which corresponds to  $t$  in (1).

We consider the problem of selecting an appropriate value of tuning parameter  $t$  by using the  $C_p$ -type criteria, for which the concept of degrees of freedom plays a key role (Ye, 1998). Efron (2004) provides a rigorous definition of the degrees of freedom for fitting procedure. Given a modeling procedure  $m$ , we construct a model  $\hat{\boldsymbol{\mu}} = m(\mathbf{y})$  which represent its fit. We assume that the expectation and the variance-covariance matrix of the observation vector  $\mathbf{y}$  are

$$E[\mathbf{y}] = \boldsymbol{\mu}, \quad V(\mathbf{y}) = E[(\mathbf{y} - \boldsymbol{\mu})(\mathbf{y} - \boldsymbol{\mu})^T] = \tau^2 I, \quad (3)$$

respectively (e.g., Mallows, 1973). Here  $\boldsymbol{\mu}$  is the true mean vector and  $\tau^2$  is the true variance. Under these assumptions, the degrees of freedom of the model  $m$  is defined as (Ye, 1998; Efron, 1984, 2004)

$$df = \sum_{i=1}^N \frac{\text{cov}(\hat{\mu}_i, y_i)}{\tau^2}.$$

When the estimator  $\hat{\boldsymbol{\mu}}$  is expressed as a linear combination of response vector, i.e.  $\hat{\boldsymbol{\mu}} = H\mathbf{y}$  with  $H$  being independent of  $\mathbf{y}$ , the degrees of freedom can be calculated as  $\text{tr}(H)$ . The matrix  $H$  is called hat matrix, and the trace of hat matrix is referred to as “effective number of parameters” (Hastie and Tibshirani, 1990). In sparse regression modeling such as the lasso, however, it is difficult to derive the degrees of freedom, since the penalty term is not differential at the origin so that the solutions are not usually expressed in a closed form.

The degrees of freedom leads to the Mallows’s  $C_p$  criteria, which is an unbiased estimator of the true prediction error (Efron, 2004). Assume that the  $\mathbf{y}$  is generated according to (3). We estimate model  $\hat{\boldsymbol{\mu}} = \hat{\boldsymbol{\mu}}(\mathbf{y})$  by linear regression model. As a criterion to measure the effectiveness of the model, we consider the expected error (e.g., Hastie *et al.*, 2008) defined by

$$\text{Err} = E_{\mathbf{y}} E_{\mathbf{y}^{\text{new}}} [(\hat{\boldsymbol{\mu}} - \mathbf{y}^{\text{new}})^T (\hat{\boldsymbol{\mu}} - \mathbf{y}^{\text{new}})], \quad (4)$$

where the expectation “ $E_{\mathbf{y}^{\text{new}}}$ ” is taken over  $\mathbf{y}^{\text{new}} \sim (\boldsymbol{\mu}, \tau^2 I)$  independent of  $\mathbf{y}$ . Then we can show the following basic fact.

**Lemma 2.1.** *The expected error in (4) can be expressed as*

$$\text{Err} = E_{\mathbf{y}} [\overline{\text{err}} + 2\tau^2 df], \quad (5)$$

where  $\overline{\text{err}}$  is a residual sum of squares given by  $\|\mathbf{y} - \hat{\boldsymbol{\mu}}\|^2$ .

Table 1: Summary of selection criteria.

Criteria	Formula	$\tau^2$
$C_p$	$\ \mathbf{y} - \hat{\boldsymbol{\mu}}\ ^2 + 2\tau^2 df$	given beforehand
AIC	$N \log(2\pi\tau^2) + \frac{\ \mathbf{y} - \hat{\boldsymbol{\mu}}\ ^2}{\tau^2} + 2df$	given beforehand
$AIC_C$	$N \log \left( 2\pi \frac{\ \mathbf{y} - \hat{\boldsymbol{\mu}}\ ^2}{N} \right) + N - \frac{2Ndf}{N - df - 1}$	unknown parameter
BIC	$N \log(2\pi\tau^2) + \frac{\ \mathbf{y} - \hat{\boldsymbol{\mu}}\ ^2}{\tau^2} + \log Ndf$	given beforehand
GCV	$\frac{1}{N} \frac{\ \mathbf{y} - \hat{\boldsymbol{\mu}}\ ^2}{(1 - df/N)^2}$	not needed

*Proof.* The proof is given in Appendix. □

The expected error in right side of (5) leads to the  $C_p$  criterion (e.g., Efron, 2004)

$$C_p = \overline{\text{err}} + 2\tau^2 df,$$

which is an unbiased estimator of the expected error in (4). The true value of error  $\tau^2$  is estimated by unbiased estimator of error variance of the most complex model. The optimal model is selected by minimizing  $C_p$ .

The degrees of freedom can lead to several other model selection criteria, which are summarized in Table 1. Zou *et al.* (2007) introduced the AIC and the BIC based on the degrees of freedom of the lasso. The  $C_p$  criterion and the AIC criterion select the exact same model if the same  $\tau^2$  is used. Wang *et al.* (2007, 2009) showed that the BIC-type criterion holds the consistency in model selection. We also present the bias-corrected AIC ( $AIC_C$ ; Sugiura, 1978; Hurvich, 1989) and GCV (generalized cross-validation; Craven and Wahba, 1979). An advantage of the  $AIC_C$  and GCV is that we do not need the true value of  $\tau^2$ .

### 3 Efficient algorithm to compute the degrees of freedom

In this section, we introduce a new algorithm which recursively calculates the degrees of freedom by extending the generalized path seeking (GPS) algorithm. First, we briefly describe the GPS algorithm. Denote  $\hat{\boldsymbol{\beta}}(t)$  is the solution at tuning parameter  $t$ . In the recursive algorithms, first, we set  $\hat{\boldsymbol{\beta}}(0) = \mathbf{0}$ . For given  $\hat{\boldsymbol{\beta}}(t)$ ,  $\hat{\boldsymbol{\beta}}(t + \Delta t)$  can be obtained as follows:

$$\hat{\boldsymbol{\beta}}(t + \Delta t) = \hat{\boldsymbol{\beta}}(t) + \mathbf{d}(t),$$

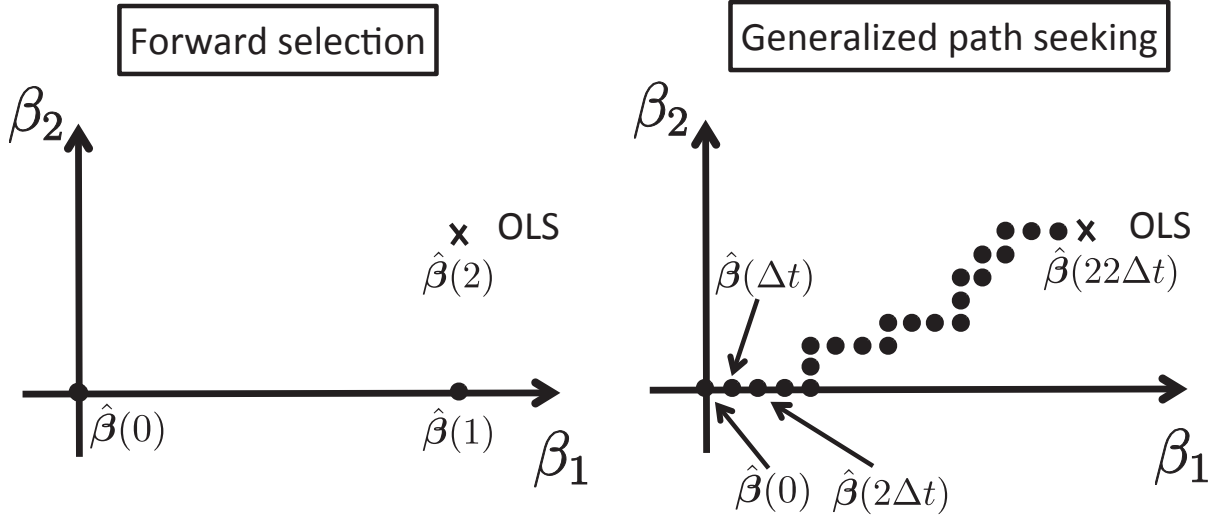


Figure 1: Solution of the GPS and forward stepwise when  $p = 2$ . These algorithms produce solutions recursively: the estimate  $\hat{\beta}(t + \Delta t)$  is obtained by using  $\hat{\beta}(t)$ .

where  $\mathbf{d}(t) = (d_1(t), \dots, d_p(t))^T$  is a direction vector and  $\Delta t > 0$  is a small value. For each step, one element of coefficient vector  $\hat{\beta}(t)$ , say  $\hat{\beta}_k(t)$ , is selected based on the correlation between predictors and the residual vector with the current estimates. The estimate  $\hat{\beta}_k(t)$  is incremented in the correct direction with all other coefficients remaining unchanged, i.e.,

$$\begin{aligned}\hat{\beta}_k(t + \Delta t) &= \hat{\beta}_k(t) + d_k(t), \\ \{\hat{\beta}_j(t + \Delta t) &= \hat{\beta}_j(t)\}_{j \neq k}.\end{aligned}$$

For the GPS algorithm, the absolute value of  $d_k(t)$ , which depends on  $\Delta t$ , is sufficiently small. Thus, we need a number of steps to obtain the entire solutions that closely approximate those for a wide variety of convex and non-convex constraints.

Figure 1 shows the GPS algorithm for  $p = 2$ . We also show the figure of the forward stepwise, which is a classical model selection algorithm (e.g., Efron *et al.*, 2004). The GPS algorithm requires many steps to attain the least squares estimates, whereas we need only two steps with forward stepwise algorithm when  $p = 2$ . However, it is well-known that the forward stepwise is overly greedy (Efron *et al.*, 2004) and then eliminates too many covariates.

For the GPS algorithm, the estimates can be obtained recursively. By extending the GPS algorithm, we can derive a new algorithm that the degrees of freedom can be also recursively computed: for given  $\text{cov}(\hat{\boldsymbol{\mu}}(t), \mathbf{y})/\tau^2$ , we can compute  $\text{cov}(\hat{\boldsymbol{\mu}}(t + \Delta t), \mathbf{y})/\tau^2$ .

**Remark 3.1.** *The LARS algorithm is also recursive. However, it is difficult to obtain  $\text{cov}(\hat{\boldsymbol{\mu}}(t + \Delta t), \mathbf{y})/\tau^2$  by using  $\text{cov}(\hat{\boldsymbol{\mu}}(t), \mathbf{y})/\tau^2$ . When we apply the SURE (Stein, 1981)*

formula, the degrees of freedom of the LARS is the number of steps under “positive cone condition”, which is given by Efron et al. (2004, p425). It is noted that the positive cone condition is not always satisfied for all design matrices  $X$ .

**Remark 3.2.** There are a number of non-recursive algorithms: the solution can be obtained with the use of an iterative algorithm at fixed tuning parameter. In particular, pathwise coordinate decent (Friedman et al., 2007; 2010) is a very popular algorithm because of its computational efficiency. With the non-recursive procedure, however, it may be difficult to derive a sequential algorithm to compute the degrees of freedom.

### 3.1 Detail of the GPS algorithm

In order to derive the degrees of freedom via the GPS algorithm, we first describe the detail of the GPS algorithm. We consider the problem of producing the entire solution on problem (1). Assume that the penalty term  $P(\boldsymbol{\beta})$  should satisfy following condition:

$$\left\{ \frac{\partial P(\boldsymbol{\beta})}{\partial |\beta_j|} > 0 \right\}_{j=1}^p.$$

This condition defines a class of penalties where each member in the class is a monotone increasing function of absolute value of each of its arguments. For example, the lasso penalty  $P(\boldsymbol{\beta}) = \sum_{j=1}^p |\beta_j|$  is included in this class, because  $\partial P(\boldsymbol{\beta})/\partial |\beta_j| = 1 > 0$ . Similarly, elastic net, group lasso, adaptive lasso, SCAD, MC+ family, CAP family and generalized elastic net along with many other convex and non-convex penalties are included in this class.

To derive the GPS algorithm, we define

$$g_j(t) = - \left[ \frac{\partial \hat{R}(\boldsymbol{\beta})}{\partial \beta_j} \right]_{\boldsymbol{\beta}=\hat{\boldsymbol{\beta}}(t)},$$

$$p_j(t) = \left[ \frac{\partial P(\boldsymbol{\beta})}{\partial |\beta_j|} \right]_{\boldsymbol{\beta}=\hat{\boldsymbol{\beta}}(t)},$$

and show the following Lemmas 3.1 and 3.2.

**Lemma 3.1.** Let us consider the following problem.

$$\Delta \hat{\boldsymbol{\beta}}(t) = \arg \min_{\Delta \boldsymbol{\beta}} [\hat{R}(\hat{\boldsymbol{\beta}}(t) + \Delta \boldsymbol{\beta}) - \hat{R}(\hat{\boldsymbol{\beta}}(t))] \quad \text{s.t.} \quad P(\hat{\boldsymbol{\beta}}(t) + \Delta \boldsymbol{\beta}) - P(\hat{\boldsymbol{\beta}}(t)) \leq \Delta t. \quad (6)$$

The solution is  $\Delta \hat{\boldsymbol{\beta}}(t) = \hat{\boldsymbol{\beta}}(t + \Delta t) - \hat{\boldsymbol{\beta}}(t)$ .

**Lemma 3.2.** Suppose the path  $\hat{\boldsymbol{\beta}}(t)$  is a continuous function of  $t$  and all coefficient paths  $\{\hat{\beta}_j(t)\}_1^p$  are monotone function of  $t$ , that is,

$$\{|\hat{\beta}_j(t + \Delta t)| \geq |\hat{\beta}_j(t)|\}_1^p.$$

Then, as  $\Delta t \rightarrow 0$ , assuming (3.1), (6) can be approximately written as

$$\Delta \hat{\beta}(t) = \arg \max_{\{\Delta \beta_j\}_1^p} \sum_{j=1}^p g_j(t) \cdot \Delta \beta_j \quad \text{s.t.} \quad \sum_{j=1}^p p_j(t) \cdot |\Delta \beta_j| \leq \Delta t. \quad (7)$$

*Proof.* The proof of Lemmas 3.1 and 3.2 are given in Appendix.  $\square$

We view (7) as a linear programming. Then, the solution can be approximated by

$$k = \arg \max_{1 \leq j \leq p} |g_j(t)|/p_j(t), \quad (8)$$

$$\Delta \hat{\beta}_k(t) = g_k(t)/p_k(t) \cdot \Delta t, \quad (9)$$

$$\Delta \hat{\beta}_j(t) = 0 \quad (j \neq k). \quad (10)$$

Then, the update of coefficient in (8) is given by

$$\hat{\beta}_k(t + \Delta t) = \hat{\beta}_k(t) + \Delta t \cdot \lambda_k(t), \quad (11)$$

where  $\lambda_j(t) = g_j(t)/p_j(t)$ . When  $p_j(t) = 1$  (i.e. the lasso penalty), (10) yields

$$\hat{\beta}_k(t + \Delta t) = \hat{\beta}_k(t) + \Delta t \cdot g_k(t). \quad (12)$$

Even if the lasso penalty is not applied, we can use the update in (11) instead of (10). The reason is as follows: the condition in (3.1) yields  $\text{sign}(g_k(t)) = \text{sign}(\lambda_k(t))$ , which means the direction of the updated coefficient in (10) and (11) are the same. Therefore (10) and (11) produce the same solution path when  $\Delta t \rightarrow 0$  unless  $p_j$  or  $1/p_j$  diverges. The reason why we use the update in (11) instead of (10) is to derive an algorithm to compute the degrees of freedom.

From (9) and (11), the predicted value at  $t + \Delta t$  is given by

$$\hat{\mu}(t + \Delta t) = \hat{\mu}(t) + \Delta t \cdot g_k(t) \mathbf{x}_k. \quad (13)$$

Because the loss function  $\hat{R}(\beta)$  in (2) is squared loss, we have  $g_k(t) = 2\mathbf{x}_k^T(\mathbf{y} - \hat{\mu}(t))/N$ . Thus, the update of  $\hat{\mu}(t)$  is

$$\hat{\mu}(t + \Delta t) = \hat{\mu}(t) + \frac{2}{N} \Delta t \mathbf{x}_k \mathbf{x}_k^T \cdot (\mathbf{y} - \hat{\mu}(t)). \quad (14)$$

**Example 3.1.** Assume that  $X$  is orthogonal. Suppose that the  $k$ -th element of the coefficient vector is updated at time step  $t$  is  $k$ , i.e.,  $\beta_k(t + \Delta t) = \beta_k(t) + \Delta t \cdot g_k(t)$ . By substituting (13) into  $g_j(t) = 2\mathbf{x}_j^T(\mathbf{y} - \hat{\mu}(t))/N$ ,  $g_j$  is updated by

$$g_j(t + \Delta t) = \begin{cases} (1 - 2\Delta t/N) g_j(t) & j = k, \\ g_j(t) & j \neq k. \end{cases}$$

Then, we have

$$g_j(t) = (1 - 2\Delta t/N)^{t_j} \cdot 2\mathbf{x}_j^T \mathbf{y}/N,$$

where  $t_j$  is the number of times that  $j$ -th coefficient is updated until time step  $t$ . It is shown that the absolute value of  $g_j(t)$  is monotone non-increasing function and  $g_j(t) \rightarrow 0$  when  $t_j \rightarrow \infty$ . Then,  $g_j(t) \rightarrow 0$  for  $j = 1, 2, \dots, p$  when  $t \rightarrow \infty$ , which means we obtain the least squared estimates.

**Remark 3.3.** In Lemma 3.2, we assumed that  $\hat{\beta}(t)$  is continuous and each element is monotone function of  $t$ . Although this conditions can be satisfied in many cases, sometimes  $\hat{\beta}(t)$  is discontinuous and non-monotone function. Friedman (2008) proposed an approach for non-monotone case, which is given as follows: first, we define  $S = \{j | \lambda_j(t) \cdot \hat{\beta}_j(t) < 0\}$ . When  $S$  is not empty, the index  $k = \arg \max_{j \in S} |\lambda_j(t)|$  should be selected. Otherwise  $k = \arg \max_{1 \leq j \leq p} |\lambda_j(t)|$  is chosen. For discontinuous case, please refer to Friedman (2008).

### 3.2 Derivation of the degrees of freedom via GPS algorithm

We consider the problem of calculating the degrees of freedom by extending the GPS algorithm. From equation (13), we can obtain the update of the degrees of freedom as follows:

$$M(t + \Delta t) = M(t) + \frac{2}{N} \Delta t \mathbf{x}_k \mathbf{x}_k^T \{I - M(t)\}, \quad (14)$$

with  $M(t)$  being the covariance matrix between predicted value and observed value

$$M(t) = \frac{\text{cov}(\hat{\boldsymbol{\mu}}(t), \mathbf{y})}{\tau^2}.$$

Therefore, the degrees of freedom is recursively calculated by taking the trace of (14). The initial value of  $M(t)$  is set to  $\mathbf{O}$  because of the following equation:

$$M(0) = \frac{\text{cov}(\hat{\boldsymbol{\mu}}(0), \mathbf{y})}{\tau^2} = \frac{\text{cov}(\mathbf{0}, \mathbf{y})}{\tau^2} = \mathbf{O}.$$

Assume that the  $k(t)$ -th element of coefficient vector is updated at time step  $t$ . From (14), we can see that

$$I - M(t + \Delta t) = (I - \alpha \mathbf{x}_{k(t)} \mathbf{x}_{k(t)}^T)(I - M(t)), \quad (15)$$

where  $\alpha = 2\Delta t/N$ . Then, the update of covariance matrix in (14) can be expressed as

$$M(t) = I - (I - \alpha \mathbf{x}_{k(t-1)} \mathbf{x}_{k(t-1)}^T)(I - \alpha \mathbf{x}_{k(t-2)} \mathbf{x}_{k(t-2)}^T) \cdots (I - \alpha \mathbf{x}_{k(1)} \mathbf{x}_{k(1)}^T). \quad (16)$$

**Example 3.2.** We derive the degrees of freedom where  $X$  is orthogonal. Because of the orthogonality, the covariance matrix in (16) can be calculated as

$$\begin{aligned} M(t) &= I - (I - \alpha \mathbf{x}_1 \mathbf{x}_1^T)^{t_1} (I - \alpha \mathbf{x}_2 \mathbf{x}_2^T)^{t_2} \cdots (I - \alpha \mathbf{x}_p \mathbf{x}_p^T)^{t_p} \\ &= \sum_{j=1}^p \{1 - (1 - \alpha)^{t_j}\} \mathbf{x}_j \mathbf{x}_j^T, \end{aligned}$$

where  $t_j$  is defined in Example 3.1. Thus, the degrees of freedom is given by

$$\text{tr}\{M(t)\} = \sum_{j=1}^p \{1 - (1 - \alpha)^{t_j}\}.$$

When  $t$  is very small, the degrees of freedom is close to 0 since  $\alpha = 2\Delta t/N$  is sufficiently small. As  $t$  gets larger, the degrees of freedom increases since  $1 - (1 - \alpha)^{t_j} < 1 - (1 - \alpha)^{t_j+1}$ . It is also shown that the degrees of freedom is less than or equal to the number of non-zero parameters. When  $t_j \rightarrow \infty$  for all  $j$ , the degrees of freedom becomes the number of parameters, which coincides with the degrees of freedom of least squared estimates.

### 3.3 Modification of the algorithm

The update in (12) causes little change in predicted values from  $t$  to  $t + \Delta t$  near the least squares estimates, because  $|g_k(t)| = |2\mathbf{x}_k^T(\mathbf{y} - \hat{\boldsymbol{\mu}}(t))/N|$  is very close to zero. In order to overcome this difficulty, we update the  $k(t)$ -th element of coefficient vector  $m$  times, where  $m$  is very large near least squared estimates. Since  $g_k(t + \Delta t) = (1 - 2\Delta t/N) g_k(t)$  as given in the Example 3.1, the following update can be obtained:

$$\hat{\beta}_k(t + m\Delta t) = \hat{\beta}_k(t) + \frac{1 - (1 - \alpha)^m}{\alpha} \Delta t \cdot g_k(t), \quad m = 1, 2, \dots \quad (17)$$

The value of coefficient relatively changes for large  $m$  even when  $g_k(t)$  is small. The update in (17) can be applied even when  $m$  is a positive real value.

To obtain the appropriate value of  $m$ , first, we update the coefficient  $\hat{\beta}_k(t)$  as follows:

$$\begin{aligned} \hat{\beta}_k(t + m\Delta t) &= \hat{\beta}_k(t) + \Delta t \cdot \text{sign}(g_k(t)) \\ &= \hat{\beta}_k(t) + \frac{1}{|g_k(t)|} \Delta t \cdot g_k(t). \end{aligned} \quad (18)$$

With this update, the coefficient is appropriately updated near the least squared estimates. Equations (17) and (18) give us

$$m = \frac{\log(1 - \alpha/|g_k(t)|)}{\log(1 - \alpha)}. \quad (19)$$

It should be assumed that  $\alpha < |g_k(t)|$  for any step so that  $\log(1 - \alpha/|g_k(t)|)$  exists.

---

**Algorithm 1** Algorithm which calculates the solution and the degrees of freedom by extending the GPS algorithm.

---

```

1:  $t = 0$ .
2: while  $\{g_j(t) > \alpha\}_1^p$  do
3:   Compute  $\{g_j(t)\}_1^p$  and  $\{\lambda_j(t)\}_1^p$ .
4:    $S = \{j | \lambda_j(t) \cdot \hat{\beta}_j(t) < 0\}$ 
5:   if  $S = \text{empty}$  then
6:      $k = \arg \max_j |\lambda_j(t)|$ 
7:   else
8:      $k = \arg \max_{j \in S} |\lambda_j(t)|$ 
9:   end if
10:   $\hat{\beta}_k(t + m\Delta t) = \hat{\beta}_k(t) + \Delta t \cdot \text{sign}(\lambda_k(t))$ 
11:   $\{\hat{\beta}_j(t + m\Delta t) = \hat{\beta}_j(t)\}_{j \neq k}$ 
12:  Compute
      
$$M(t + m\Delta t) = I - \left\{ I - \frac{\alpha}{|g_k(t)|} \mathbf{x}_{k(t)} \mathbf{x}_{k(t)}^T \right\} (I - M(t)).$$

13:  Compute  $df(t + m\Delta t) = \text{tr} \{M(t + m\Delta t)\}$ 
14:   $t \leftarrow t + m\Delta t$ 
15: end while

```

---

When  $m$  is given by (19), the equation (15) can be replaced with

$$M(t + m\Delta t) = I - \left\{ I - \frac{\alpha}{|g_k(t)|} \mathbf{x}_{k(t)} \mathbf{x}_{k(t)}^T \right\} (I - M(t)).$$

The algorithm which computes the solutions and the degrees of freedom is given in Algorithm 1.

### 3.4 More efficient algorithm

It is shown that we need  $O(N^2)$  to calculate the covariance matrix in line 12 in Algorithm 1 for each step. Because the number of steps is usually very large (such as  $T = 10000$  or  $100000$ ), our algorithm seems to be inefficient when  $N$  is sufficiently large. However, a simple modification of the algorithm eases the computational burden, which is given as follows: first, we implement the GPS algorithm to obtain the entire solutions. The degrees of freedom is not computed, whereas the value of  $g_k(t)$  ( $t = 1, \dots, T$ ) should be stored in the memory. Then, we compute the degrees of freedom sequentially by using  $g_k(t)$ . With this process, we only need at most  $O(q^2)$  to calculate the degrees of freedom for each step, where  $q$  is the number of selected variables through the GPS algorithm:  $p - q$  variables are not selected at all steps for GPS algorithm. For small  $p$ , we can assume

that  $q = p$ . When  $p$  is very large,  $q$  is smaller than  $p$  and early stopping is used. For example, suppose that  $p = 5000$ ; if we do not want more than 200 variables in the final model, we set  $q = 200$  and stop the algorithm when 200 variables are selected.

Assume that the selected variables through the GPS algorithm are  $\mathbf{x}_{j_1}, \dots, \mathbf{x}_{j_q}$ . We implement the QR decomposition of  $X^* = (\mathbf{x}_{j_1} \cdots \mathbf{x}_{j_q})$ . The  $N \times q$  matrix  $X^*$  can be written as  $X^* = QR$ , where  $Q$  is an  $N \times q$  orthogonal matrix and  $R$  is an  $q \times q$  upper triangular matrix. Note that  $\mathbf{x}_k$  can be written as  $Q\mathbf{r}_k$ , where  $\mathbf{r}_k$  is the  $q$ -vector which consists of  $k$ -th column of  $R$ . Then, the trace of  $M(t + m\Delta t)$  in (16) is

$$\begin{aligned} \text{tr}\{M(t + m\Delta t)\} &= \text{tr}\{Q^T M(t + m\Delta t)Q\} \\ &= q - \text{tr}\{(I - \alpha_t^* \mathbf{r}_{k(t)} \mathbf{r}_{k(t)}^T)(I - \alpha_{t-1}^* \mathbf{r}_{k(t-1)} \mathbf{r}_{k(t-1)}^T) \cdots (I - \alpha_1^* \mathbf{r}_{k(1)} \mathbf{r}_{k(1)}^T)\}, \end{aligned}$$

where  $\alpha_t^* = \alpha_t / |g_k(t)|$ . The size of matrix  $(I - \alpha_t^* \mathbf{r}_{k(t)} \mathbf{r}_{k(t)}^T)$  is  $q \times q$ , which means we only need  $O(q^2)$  to calculate the degrees of freedom.

We provide a package `msgps`, which calculates the model selection criteria  $C_p$ ,  $\text{AIC}_C$ ,  $\text{BIC}$  and  $\text{GCV}$  via the degrees of freedom. The package is implemented in the R programming system (R Development Core Team, 2011), and available at <http://www.keihiro.se.com/msgps.html>. The algorithm does much of its work in R using C and Fortran routines for some matrix operations.

We applied the proposed procedure to diabetes data (Efron, 2004), which has  $N = 442$  and  $p = 10$ , to compare the computational time of Algorithm 1 (naïve algorithm) with that of the QR decomposition-based efficient algorithm. We used the package `msgps` and carried out the process on an Intel Core 2 Duo 2.4 GH processor on Mac OS X. The naïve algorithm required 30.0 seconds to produce the solutions and calculate the model selection criteria. With modified algorithm, however, it took only 0.15 seconds to do this.

## 4 Numerical Examples

Monte Carlo simulations are conducted to investigate the effectiveness of our algorithm. The data were generated from Gaussian distribution with  $N$  observations and  $p$  predictors. The outcome values  $y$  were generated by

$$y = \boldsymbol{\beta}^T \mathbf{x} + \varepsilon, \quad \varepsilon \sim N(0, \sigma^2).$$

The following four Examples are presented here.

1. In Example 1, we generated 200 data sets with  $N = 20$  observations and eight predictors. The true parameter was  $\boldsymbol{\beta} = (3, 1.5, 0, 0, 2, 0, 0)^T$  and  $\sigma = 3$ . The pairwise correlation between  $\mathbf{x}_i$  and  $\mathbf{x}_j$  was  $\text{cor}(i, j) = 0.5^{|i-j|}$ .

2. In Example 2, we considered the dense case. The model was same as Example 1, but with  $\beta_j = 0.85$  ( $j = 1, \dots, 8$ ), and  $\sigma = 3$ .
3. Example 3 was same as Example 2, but with  $\beta = (5, 0, 0, 0, 0, 0, 0, 0)^T$  and  $\sigma = 2$ . In this model, the true  $\beta$  is sparse.
4. In Example 4, a relatively large problem was considered. 200 data sets were generated with  $N = 100$  observations and 40 predictors. We set

$$\beta = (\underbrace{0, \dots, 0}_{10}, \underbrace{2, \dots, 2}_{10}, \underbrace{0, \dots, 0}_{10}, \underbrace{2, \dots, 2}_{10})^T$$

and  $\sigma = 15$ . The pairwise correlation between  $\mathbf{x}_i$  and  $\mathbf{x}_j$  was  $\text{cor}(i, j) = 0.5$  ( $i \neq j$ ).

In this simulation study, there are 2 purposes as follows:

- Degrees of freedom: we investigated whether the proposed procedure can select adjusted tuning parameters compared with the degrees of freedom of the lasso given by Zou *et al.* (2007).
- Model selection criteria for several penalties: we compared the performance of several model selection criteria given in Table 1 for the lasso, elastic net and generalized elastic net family (Friedman, 2008).

We present a detailed explanation of each.

## 4.1 Degrees of freedom

We compared the degrees of freedom of our procedure with that of the lasso proposed by Zou *et al.* (2007) ( $df_{zou}$ ). The degrees of freedom of the lasso is given by the number of non-zero coefficients. Our method and Zou’s *et al.* (2007) procedure do not yield identical result, since the  $df_{zou}$  is an unbiased estimate of the degrees of freedom while our algorithm calculates the exact value of the degrees of freedom. In this simulation study, the true value of  $\tau^2$  is given beforehand.

Table 2 shows the result of mean squared error (MSE) and the standard deviation (SD) for  $df_{gps}$  and  $df_{zou}$ , which are given by the average and standard deviation of average squared error (ASE):

$$\text{ASE}(s) = \frac{1}{N} \|\hat{\boldsymbol{\mu}}^{(s)} - X\beta\|^2$$

with  $\hat{\boldsymbol{\mu}}^{(s)}$  being estimates for  $s$ -th dataset. “ZZ” represents the proportion of cases where zero-coefficients correctly set to zero, while “NN” gives the percentage of non-zero coefficients that correctly set to non-zero. From Table 2, we can see that

Table 2: Mean squared error (MSE) and the standard deviation (SD) for our proposed procedure ( $df_{gps}$ ) and Zou *et al.* (2007) ( $df_{zou}$ ).

	Ex. 1		Ex. 2		Ex. 3		Ex. 4	
	$df_{gps}$	$df_{zou}$	$df_{gps}$	$df_{zou}$	$df_{gps}$	$df_{zou}$	$df_{gps}$	$df_{zou}$
MSE	2.498	2.732	2.762	3.202	0.759	0.798	41.36	42.41
SD	1.469	1.728	1.353	1.724	0.578	0.667	10.67	12.41
ZZ	0.593	0.668	—	—	0.611	0.765	0.586	0.638
NN	0.923	0.892	0.707	0.649	1.000	1.000	0.688	0.652

- Our procedure slightly outperformed Zou’s *et al.* (2007) one in terms of minimizing the MSE for all examples.
- Zou’s *et al.* (2007) procedure selected zero coefficients correctly than the proposed procedure, whereas our method correctly detected non-zero coefficients compared with the Zou’s *et al.* (2007) approach. This means our procedure tends to incorporate many more variables than the Zou’s *et al.* (2007) one.

## 4.2 Model selection criteria for several penalties

We compared the performance of several model selection criteria based on the degrees of freedom:  $C_p$ ,  $AIC_C$ , BIC and GCV. The degrees of freedom was computed by the proposed method. The AIC was not considered, since the same result of the  $C_p$  can be obtained when  $\tau^2$  is given. We estimated the value of  $\tau^2$  by the ordinary least squares (OLS) of most complex model for  $C_p$  and BIC. We also applied the cross-validation (CV), which is a popular method to select the tuning parameter in sparse regression with regularization. Since the leave-one-out cross-validation is computationally expensive, we used the 10-fold cross validation.

In this simulation study, we also compared the feature and performance of several penalties including the lasso, elastic net and generalized elastic net. Note that the degrees of freedom of the lasso (Zou’s *et al.*, 2007) cannot be directly applied to the generalized elastic net family. The elastic net and generalized elastic net are given as follows:

1. Elastic net:

$$P(\beta) = \sum_{j=1}^p \left\{ \frac{1}{2} \alpha \beta_j^2 + (1 - \alpha) |\beta_j| \right\}, \quad 0 \leq \alpha \leq 1.$$

Here  $\alpha$  is a tuning parameter. Note that  $\alpha = 0$  yields the lasso, and  $\alpha = 1$  produces the ridge penalty.

2. Generalized elastic net:

$$P(\boldsymbol{\beta}) = \sum_{j=1}^p \log\{\alpha + (1 - \alpha)|\beta_j|\}, \quad 0 < \alpha < 1,$$

where  $\alpha$  is the tuning parameter. Friedman (2008) showed the generalized elastic net approximates the power family penalties given by  $P(\boldsymbol{\beta}) = \sum |\beta_j|^\gamma$  ( $0 < \gamma < 1$ ), whereas the difference occurs at very small absolute coefficients. For detailed description of the generalized elastic net, please refer to Friedman (2008). A similar idea of generalized elastic net is given by Candes *et al.* (2008).

We computed “MSE”, “SD”, “ZZ” and “NN”, which are described in Subsection 4.2. Tables 3, 4 and 5 show the comparison of model selection criteria of the lasso, elastic net ( $\alpha = 0.5$ ) and generalized elastic net ( $\alpha = 0.5$ ). The detailed discussion of each example is as follows:

- The generalized elastic net yielded the most sparse solution, while the elastic net produced the dense one. In Example 2, i.e., the dense case, the elastic net performed very well in terms of MSE. On the other hand, in sparse case (Example 3), the generalized elastic net most often selected zero coefficients correctly. In Example 4, the elastic net performed much better than the lasso and generalized elastic net in terms of MSE.
- In most cases, the  $AIC_C$  resulted in good performance in terms of MSE. The BIC performed very well in some cases (e.g., Examples 3 and 4 on the lasso). In dense cases (Example 2), however, the performance of BIC was poor.
- The MSE of CV for generalized elastic net family was large on Examples 1, 2 and 4. The reason may be as follows: in the process of cross-validation, we separate training data from test data, estimate model by training data, and evaluate the model by using test data. Unfortunately, the regularization method with non-convex penalty such as generalized elastic net does not produce unique solution: small change in the training data can result in a very different solution. Thus, the CV can be unstable for non-convex penalty.

Table 3: Comparison of model selection criteria of the lasso.

		$C_p$	$AIC_C$	GCV	BIC	CV
Ex. 1	MSE	2.605	2.497	2.614	2.567	2.894
	SD	1.563	1.464	1.582	1.498	1.715
	ZZ	0.516	0.561	0.494	0.621	0.600
	NN	0.925	0.923	0.933	0.918	0.908
Ex. 2	MSE	2.807	2.772	2.782	2.892	3.137
	SD	1.435	1.398	1.422	1.464	1.744
	ZZ	—	—	—	—	—
	NN	0.734	0.728	0.749	0.677	0.686
Ex. 3	MSE	0.855	0.789	0.879	0.744	0.951
	SD	0.666	0.601	0.674	0.594	0.666
	ZZ	0.546	0.574	0.524	0.642	0.721
	NN	1.000	1.000	1.000	1.000	1.000
Ex. 4	MSE	41.670	42.911	43.811	39.223	43.670
	SD	10.734	11.160	11.734	9.519	11.307
	ZZ	0.578	0.545	0.530	0.671	0.655
	NN	0.692	0.704	0.713	0.652	0.646

Table 4: Comparison of model selection criteria of the elastic net ( $\alpha = 0.5$ ).

		$C_p$	$AIC_C$	GCV	BIC	CV
Ex. 1	MSE	2.861	2.816	2.826	2.932	3.010
	SD	1.519	1.492	1.534	1.549	1.569
	ZZ	0.064	0.090	0.061	0.103	0.069
	NN	0.995	0.993	0.995	0.993	0.998
Ex. 2	MSE	2.201	2.061	2.171	2.214	2.352
	SD	1.436	1.303	1.354	1.483	1.515
	ZZ	—	—	—	—	—
	NN	0.973	0.968	0.976	0.959	0.967
Ex. 3	MSE	1.565	1.674	1.574	1.715	1.542
	SD	0.754	0.834	0.757	0.879	0.732
	ZZ	0.014	0.032	0.016	0.036	0.011
	NN	1.000	1.000	1.000	1.000	1.000
Ex. 4	MSE	25.152	23.323	25.605	24.687	26.190
	SD	10.488	8.689	11.218	9.006	10.453
	ZZ	0.000	0.001	0.000	0.001	0.000
	NN	1.000	1.000	1.000	1.000	1.000

Table 5: Comparison of model selection criteria of the generalized elastic net ( $\alpha = 0.5$ ).

		$C_p$	$AIC_C$	GCV	BIC	CV
Ex. 1	MSE	3.061	2.996	3.052	3.111	3.812
	SD	1.825	1.810	1.835	1.821	2.071
	ZZ	0.709	0.776	0.695	0.815	0.787
	NN	0.798	0.778	0.813	0.750	0.700
Ex. 2	MSE	3.757	3.748	3.658	4.018	4.518
	SD	1.638	1.588	1.619	1.672	2.238
	ZZ	—	—	—	—	—
	NN	0.502	0.462	0.517	0.416	0.454
Ex. 3	MSE	0.890	0.803	0.950	0.683	0.429
	SD	0.774	0.723	0.780	0.690	0.641
	ZZ	0.714	0.749	0.679	0.805	0.839
	NN	1.000	1.000	1.000	1.000	1.000
Ex. 4	MSE	74.724	74.262	75.377	78.788	80.187
	SD	18.331	18.042	19.046	16.180	22.237
	ZZ	0.796	0.794	0.765	0.912	0.842
	NN	0.379	0.382	0.408	0.262	0.333

Table 6: The estimated standardized coefficients for the diabetes data based on the lasso, elastic net ( $\alpha = 0.5$ ) and generalized elastic net ( $\alpha = 0.5$ ). The tuning parameter was selected by the  $C_p$  criterion, where the degrees of freedom was computed via the proposed procedure.

	(Intercept)	age	sex	bmi	map	tc	ldl	hdl	tch	ltg	glu
lasso	152	0	-209	522	303	-120	0	-224	12	518	58
enet	152	-2	-220	504	309	-93	-81	-188	122	460	87
genet	152	0	-228	532	326	0	-70	-288	0	489	0

## 5 Diabetes data

We applied the proposed procedure to diabetes data (Efron, 2004), which has  $N = 442$  and  $p = 10$ . Ten baseline predictors include age, sex, body mass index (bmi), average blood pressure (bp), and six blood serum measurements (tc, ldl, hdl, tch, ltg, glu). The response is a quantitative measure of disease progression one year after baseline. We considered the following three penalties: the lasso, elastic net ( $\alpha = 0.5$ ), and generalized elastic net ( $\alpha = 0.5$ ). The solution path and the selected model by the  $C_p$  are given in Figure 2. We also depicted the degrees of freedom, which is also given in Figure 2. On the lasso penalty, the degrees of freedom of the lasso (Zou *et al.*, 2007) is also given. The degrees of freedom of our procedure was smaller than that of the lasso proposed by Zou *et al.* (2007) except for  $\|\hat{\beta}\| \in [2838, 2851]$ , where the degrees of freedom of the lasso decreased, because the non-zero coefficient of 7-th variable became zero at this point.

On the elastic net penalty with  $\alpha = 0.5$ , the degrees of freedom increased rapidly at some points. For example, when  $\|\hat{\beta}\| = 343.76$ , the degrees of freedom suddenly increased by about 0.864. Figure 3 shows the solution path of 2nd variable and  $g_2(t)$ , which is helpful for understanding why the degrees of freedom suddenly increased. When  $\|\hat{\beta}\|$  attains 343.76, the sign of  $g_2$  changed. At this point,  $\hat{\beta}_2 > 0$ . Thus,  $g_2\hat{\beta}_2 < 0$  at  $\|\hat{\beta}\| = 343.76$ , which means the coefficient of 2nd variable was updated because of line 4 in Algorithm 1. When  $|g(t)|$  is sufficiently small,  $m$  in (17) can be very large, which made a substantial change in the degrees of freedom.

The estimated standardized coefficients for the diabetes data based on the lasso, elastic net ( $\alpha = 0.5$ ) and generalized elastic net ( $\alpha = 0.5$ ) are reported in Table 6. The tuning parameter was selected by the  $C_p$  criterion, where the degrees of freedom was computed via the proposed procedure. The generalized elastic net yielded the most sparse solution. On the other hand, the elastic net did not produce sparse solution.

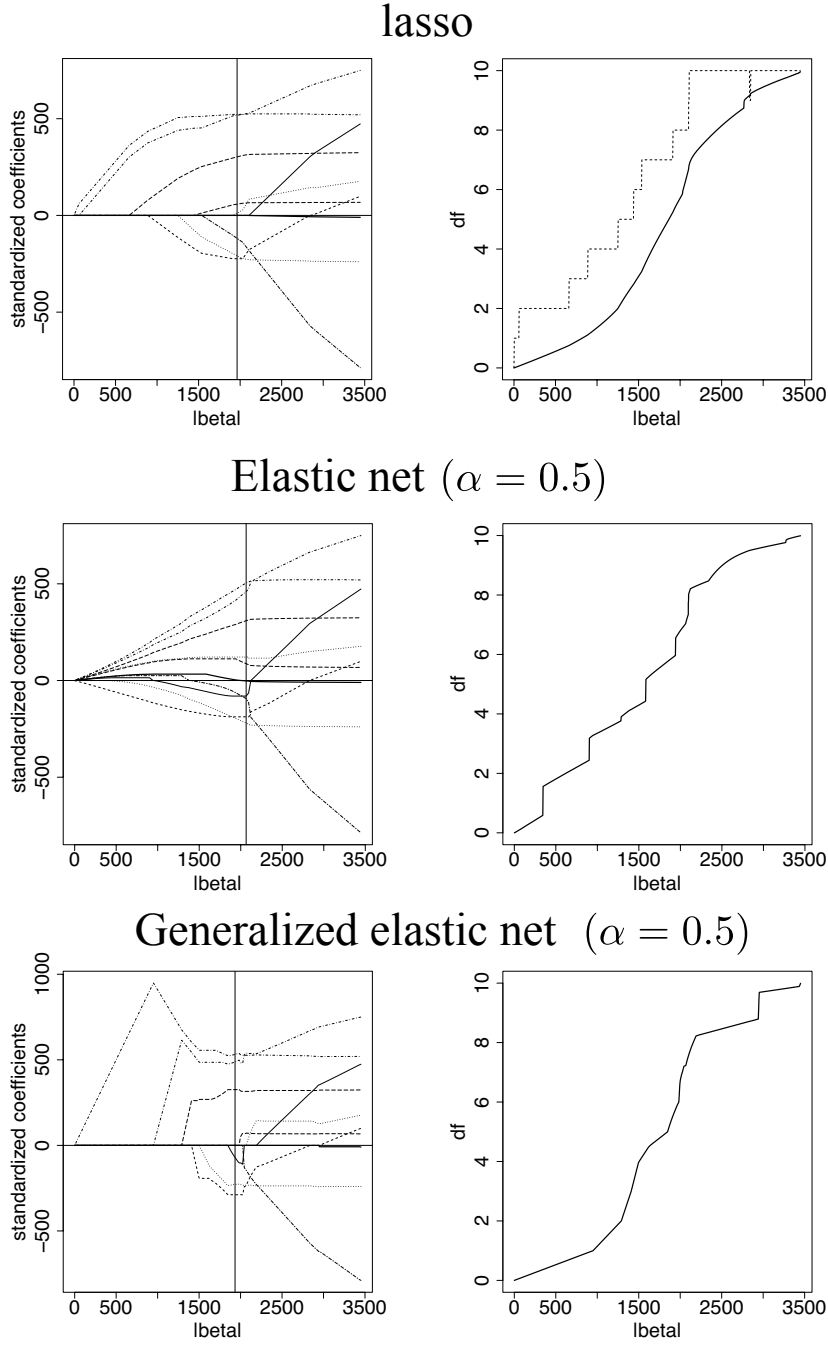


Figure 2: The solution path (left panel) and the degrees of freedom (right panel). The vertical line in the solution path indicates the selected model by the  $C_p$  criterion. The solid line of upper right panel is the degrees of freedom of the lasso (Zou *et al.*, 2007)

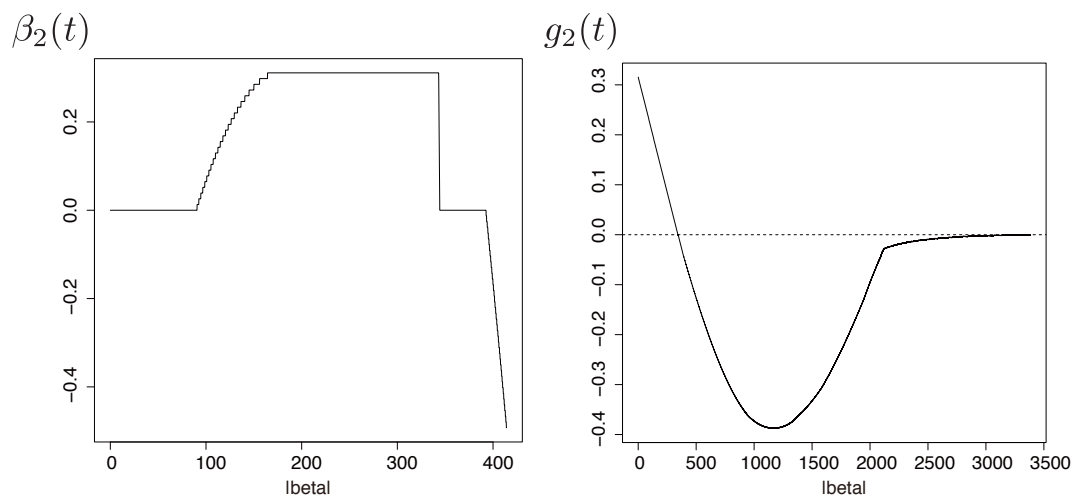


Figure 3: The solution path  $\beta_2(t)$  (left panel) and  $g_2(t)$  (right panel) of the 2nd variable for elastic net with  $\alpha = 0.5$ .

## 6 Concluding and Remarks

We have proposed a new procedure for selecting tuning parameters in sparse regularized regression. The generalized degrees of freedom was computed sequentially using the generalized path seeking (GPS) algorithm. Our procedure can be applied to a wide variety of convex and non-convex penalties without computationally-inefficient methods such as bootstrap or cross-validation. Monte Carlo simulations were conducted in order to investigate the effectiveness of the proposed procedure. We compared several model selection criteria:  $C_p$ , AIC, BIC, GCV and 10-fold CV. Although the CV is the most popular methods to select the tuning parameter because of its usefulness, the model selection criteria based on the degrees of freedom yielded better results in most cases.

In the present paper, we considered a computationally-efficient algorithm to select the tuning parameter selection in the sparse regression model. In more general models including generalized linear models, multivariate analysis such as factor analysis, SEM, and graphical models, it is also important to select appropriate values of tuning parameters. As a future research topic, it is interesting to introduce a new selection approach which handles large models by unifying the mathematical approach and computational algorithms.

## Appendix

### Proof of Lemma 2.1

First, we divide  $\|\mathbf{y}^{\text{new}} - \hat{\boldsymbol{\mu}}\|^2$  into three terms given as follows:

$$\|\mathbf{y}^{\text{new}} - \hat{\boldsymbol{\mu}}\|^2 = \|\mathbf{y}^{\text{new}} - \boldsymbol{\mu}\|^2 + \|\boldsymbol{\mu} - \hat{\boldsymbol{\mu}}\|^2 + 2(\mathbf{y}^{\text{new}} - \boldsymbol{\mu})^T(\boldsymbol{\mu} - \hat{\boldsymbol{\mu}}). \quad (\text{A1})$$

The term  $\|\boldsymbol{\mu} - \hat{\boldsymbol{\mu}}\|^2$  is expressed as

$$\begin{aligned} \|\boldsymbol{\mu} - \hat{\boldsymbol{\mu}}\|^2 &= \|\mathbf{y} - \hat{\boldsymbol{\mu}}\|^2 + \|\mathbf{y} - \boldsymbol{\mu}\|^2 - 2(\mathbf{y} - \boldsymbol{\mu})^T(\mathbf{y} - \hat{\boldsymbol{\mu}}) \\ &= \|\mathbf{y} - \hat{\boldsymbol{\mu}}\|^2 - \|\mathbf{y} - \boldsymbol{\mu}\|^2 + 2(\mathbf{y} - \boldsymbol{\mu})^T(\hat{\boldsymbol{\mu}} - \boldsymbol{\mu}) \\ &= \|\mathbf{y} - \hat{\boldsymbol{\mu}}\|^2 - \|\mathbf{y} - \boldsymbol{\mu}\|^2 + 2(\mathbf{y} - \boldsymbol{\mu})^T(\hat{\boldsymbol{\mu}} - E_{\mathbf{y}}[\hat{\boldsymbol{\mu}}]) \\ &\quad + 2(\mathbf{y} - \boldsymbol{\mu})^T(E_{\mathbf{y}}[\hat{\boldsymbol{\mu}}] - \boldsymbol{\mu}). \end{aligned} \quad (\text{A2})$$

Substituting (A2) into (A1) gives us

$$\begin{aligned} \|\mathbf{y}^{\text{new}} - \hat{\boldsymbol{\mu}}\|^2 &= \|\mathbf{y}^{\text{new}} - \boldsymbol{\mu}\|^2 + \|\mathbf{y} - \hat{\boldsymbol{\mu}}\|^2 - \|\mathbf{y} - \boldsymbol{\mu}\|^2 + 2(\mathbf{y} - \boldsymbol{\mu})^T(\hat{\boldsymbol{\mu}} - E_{\mathbf{y}}[\hat{\boldsymbol{\mu}}]) \\ &\quad + 2(\mathbf{y} - \boldsymbol{\mu})^T(E_{\mathbf{y}}[\hat{\boldsymbol{\mu}}] - \boldsymbol{\mu}) + 2(\mathbf{y}^{\text{new}} - \boldsymbol{\mu})^T(\boldsymbol{\mu} - \hat{\boldsymbol{\mu}}). \end{aligned}$$

By taking expectation of “ $E_{\mathbf{y}^{\text{new}}}$ ”, we obtain

$$E_{\mathbf{y}^{\text{new}}}[\|\mathbf{y}^{\text{new}} - \hat{\boldsymbol{\mu}}\|^2] = E_{\mathbf{y}^{\text{new}}}[\|\mathbf{y}^{\text{new}} - \boldsymbol{\mu}\|^2] + \|\mathbf{y} - \hat{\boldsymbol{\mu}}\|^2 - \|\mathbf{y} - \boldsymbol{\mu}\|^2$$

$$+2(\mathbf{y} - \boldsymbol{\mu})^T(\hat{\boldsymbol{\mu}} - E_{\mathbf{y}}[\hat{\boldsymbol{\mu}}]) + 2(\mathbf{y} - \boldsymbol{\mu})^T(E_{\mathbf{y}}[\hat{\boldsymbol{\mu}}] - \boldsymbol{\mu}).$$

Equation (5) can be derived by taking the expectation of “ $E_{\mathbf{y}}$ ” and using  $E_{\mathbf{y}^{\text{new}}}[\|\mathbf{y}^{\text{new}} - \boldsymbol{\mu}\|^2] = E_{\mathbf{y}}[\|\mathbf{y} - \boldsymbol{\mu}\|^2] = n\tau^2$ .

### Proof of Lemma 3.1

The constraint in (6) is written as

$$P(\hat{\boldsymbol{\beta}}(t) + \Delta\boldsymbol{\beta}) \leq P(\hat{\boldsymbol{\beta}}(t)) + \Delta t \leq t + \Delta t.$$

Assume that  $\boldsymbol{\beta}^* = \hat{\boldsymbol{\beta}}(t) + \Delta\boldsymbol{\beta}$ . Then, the problem (6) is given by

$$\hat{\boldsymbol{\beta}}^* = \arg \min_{\boldsymbol{\beta}^*} [\hat{R}(\boldsymbol{\beta}^*)] \quad \text{s.t.} \quad P(\boldsymbol{\beta}^*) \leq t + \Delta t.$$

The solution is  $\hat{\boldsymbol{\beta}}^* = \hat{\boldsymbol{\beta}}(t + \Delta t)$ , which leads to  $\Delta\hat{\boldsymbol{\beta}}(t) = \hat{\boldsymbol{\beta}}(t + \Delta t) - \hat{\boldsymbol{\beta}}(t)$ .

### Proof of Lemma 3.2

First, suppose that we have one-dimensional coefficient  $\beta$  to be estimated. We consider the situation where  $\hat{\beta}(t) = 0$ . When  $\Delta t$  is sufficiently small, we have

$$\frac{P(\Delta\beta) - P(0)}{|\Delta\beta|} \approx \left. \frac{\partial P(\beta)}{\partial |\beta|} \right|_{\beta=0}. \quad (\text{A3})$$

When  $\hat{\beta}(t) \neq 0$ ,  $P(\hat{\beta}(t) + \Delta\beta)$  is approximately given by

$$P(\hat{\beta}(t) + \Delta\beta) \approx P(\hat{\beta}(t)) + \left( \frac{\partial P(\beta)}{\partial |\beta|} \cdot \frac{\partial |\beta|}{\partial \beta} \right) \bigg|_{\beta=\hat{\beta}(t)} \Delta\beta. \quad (\text{A4})$$

We can easily extend (A3) and (A4) to  $p$ -dimensional coefficient vector  $\boldsymbol{\beta}$ . Then, the problem (6) is given by

$$\Delta\hat{\boldsymbol{\beta}}(t) = \arg \max_{\{\Delta\beta_j\}_1^p} \sum_{j=1}^p g_j(t) \cdot \Delta\beta_j \quad (\text{A5})$$

$$\text{s.t.} \quad \sum_{\hat{\beta}_j(t)=0} p_j(t) \cdot |\Delta\beta_j| + \sum_{\hat{\beta}_j(t) \neq 0} p_j(t) \cdot \text{sign}(\hat{\beta}_j(t)) \cdot \Delta\beta_j \leq \Delta t. \quad (\text{A6})$$

Since all coefficient paths  $\{\hat{\beta}_j(t)\}_1^p$  are monotone functions of  $t$ , we have  $\{\text{sign}(\hat{\beta}_j(t)) = \text{sign}(\Delta\hat{\beta}_j(t))\}_1^p$ . The problem in (A6) is expressed as

$$\Delta\hat{\boldsymbol{\beta}}(t) = \arg \max_{\{\Delta\beta_j\}_1^p} \sum_{j=1}^p g_j(t) \cdot \Delta\beta_j \quad \text{s.t.} \quad \sum_{j=1}^p p_j(t) \cdot |\Delta\beta_j| \leq \Delta t.$$

## References

- Akaike, H. (1973). Information theory and an extension of the maximum likelihood principle. *2nd International Symposium on Information Theory* (Petrov and, B. N. and Csaki, F., eds.), Akademiai Kiado, 267–281. (Reproduced in *Breakthroughs in Statistics* **1**, S. Kotz and N. L. Johnson eds., Foundations and Basic Theory, Springer–Verlag, (1992) 610–624.)
- Breiman, L. (1996). Heuristics of instability and stabilization in model selection. *Ann. Stat.*, **24**, 2350–2383.
- Candès, E., Wakin, M. and Boyd S. (2008). Enhancing Sparsity by Reweighted  $\ell_1$  Minimization. *J. Fourier. Anal. Appl.* **14**, 877–905.
- Craven, P. and Wahba, G. (1979). Optimal smoothing of noisy data with spline functions. *Numer. Math.* **31**, 377–403.
- Efron, B. (1986). How biased is the apparent error rate of a prediction rule? *J. Am. Stat. Assoc.*, **81**, 461–470.
- Efron, B. (2004). The estimation of prediction error: covariance penalties and cross-validation. *J. Am. Stat. Assoc.*, **99**, 619–642.
- Efron, B., Hastie, T., Johnstone, I. and Tibshirani, R. (2004). Least angle regression (with discussion). *Ann. Stat.*, **32**, 407–499.
- Fan, J., and Li, R. (2001). Variable selection via nonconcave penalized likelihood and its oracle properties. *J. Am. Stat. Assoc.*, **96**, 1348–1360.
- Frank, I. and Friedman, J. (1993). A Statistical View of Some Chemometrics Regression Tools. *Technometrics*, **35**, 109–148.
- Friedman, J., Hastie, H., Höfling, H. and Tibshirani, R. (2007). Pathwise coordinate optimization. *Ann. Appl. Stat.*, **1**(2), 302–332.
- Friedman, J. (2008). Fast sparse regression and classification. *Technical report*, Stanford University.
- Friedman, J., Hastie, T. and Tibshirani, R. (2010). Regularization paths for generalized linear models via coordinate descent. *J. Stat. Software*, **33**(1).
- Fu, W. (1998). Penalized regression: the bridge versus the lasso. *J. Comput. Graph. Stat.*, **7**, 397–416.

- Hurvich, C. M., Simonoff, J. S., and Tsai, C.-L. (1998). Smoothing parameter selection in nonparametric regression using an improved Akaike information criterion. *J. Roy. Stat. Soc. Ser. B*, **60**, 271–293.
- Kato, K. (2009). On the degrees of freedom in shrinkage estimation. *J. Multivariate Anal.*, **100**, 1338–1352.
- Mazumder, R., Friedman, J and Hastie T. (2009). *SparseNet*: Coordinate Descent with Non-Convex Penalties. *Technical Report*, Department of Statistics, Stanford University
- R Development Core Team (2011). R: A Language and Environment for Statistical Computing. R Foundation for Statistical Computing, Vienna, Austria. ISBN 3-900051-07-0, URL <http://www.R-project.org/>.
- Schwarz, G. (1978). Estimation of the mean of a multivariate normal distribution. *Ann. Stat.*, **9**, 1135–1151.
- Shen, X., Huang, H.-C., and Ye, J. (2004). Adaptive model selection and assessment for exponential family models. *Technometrics*, **46**, 306–317.
- Shen, X. and Ye, J. (2002). Adaptive model selection. *J. Amer. Stat. Assoc.*, **97**, 210–221.
- Stein, C. (1981). Estimation of the mean of a multivariate normal distribution. *Ann. Stat.*, **9**, 1135–1151.
- Sugiura, N. (1978) Further analysis of the data by Akaike’s information criterion and the finite corrections. *Commun. Stat. A.-Theor. A.* **7**(1), 13–26.
- Tibshirani, R. (1996). Regression shrinkage and selection via the lasso. *J. Roy. Stat. Soc. Ser. B*, **58**, 267–288.
- Wang, H., Li, R. and Tsai, C. (2007). Tuning parameter selectors for the smoothly clipped absolute deviation method. *Biometrika*, **94**, 553–568.
- Wang, H., Li, B. and Leng, C. (2009). Shrinkage tuning parameter selection with a diverging number of parameters. *J. Roy. Stat. Soc. Ser. B*, **71**(3), 671–683.
- Ye, J. (1998). On measuring and correcting the effects of data mining and model selection. *J. Amer. Statist. Assoc.*, **93**, 120–131.
- Yuan, M. and Lin, Y. (2006). Model selection and estimation in regression with grouped variables. *J. Roy. Stat. Soc. Ser. B*, **68**, 49–67.

- Zhang, C. (2010). Nearly unbiased variable selection under minimax concave penalty. *Ann. Statist.*, **38**(2) 894–942.
- Zhao, P., Rocha, G. and Yu B. (2009). The composite absolute penalties family for grouped and hierarchical variable selection. *Ann. Stat.*, **37**, 3468–3497.
- Zou, H and Hastie, T. (2005). Regularization and variable selection via the elastic net. *J. Roy. Stat. Soc. Ser. B*, **67**, 301–320.
- Zou, H. (2006). The adaptive Lasso and its oracle properties. *J. Amer. Stat. Assoc.*, **101**, 1418–1429.
- Zou, H., Hastie, T. and Tibshirani, R. (2007). On the Degrees of Freedom of the Lasso. *Ann. Stat.*, **35**, 2173–2192.