

Experimental verification of compressive reconstruction of correlation functions in Ambiguity space

Lei Tian,^{1,*} Justin Lee,¹ Se Baek Oh,¹ and George Barbastathis^{1,2}

¹*Department of Mechanical Engineering, Massachusetts Institute of Technology, Cambridge, Massachusetts 02139, USA*

²*Singapore-MIT Alliance for Research and Technology (SMART) Centre, Singapore 117543, Singapore**

(Dated: August 28, 2022)

Phase space tomography estimates correlation functions entirely from multiple snapshots in the evolution of the system, rather than traditional interferometric methods requiring measurement of multiple two-point correlations. However, as in every tomographic formulation, undersampling poses a severe limitation. In the context of quantum correlation function estimation, a new theory utilizing compressed sensing was recently established [D. Gross *et al.* Phys. Rev. Lett. 105, 150401 (2010)] whereby both measurement and post-processing dimensionality are reduced without giving up reconstruction fidelity. Here we present the first, to our knowledge, experimental demonstration of compressive reconstruction of the classical optical correlation function, *i.e.* the mutual intensity function which is of course the analogue to a conservative quantum state. Our compressive algorithm makes explicit use of the physically justifiable assumption of a low-entropy source (or state.) Since the source was directly accessible in our classical experiment, we were able to compare the compressive estimate of the mutual intensity to an independent ground-truth estimate from the van Cittert-Zernike theorem and verify substantial quantitative improvements in the reconstruction.

Correlation functions provide complete characterization of wave fields in several branches of physics, *e.g.* the mutual intensity of stationary quasi-monochromatic partially coherent classical light [1], and the density matrix of conservative quantum systems (*i.e.*, with time-independent Hamiltonian) [2]. The classical mutual intensity expresses the joint statistics between two points on a wavefront, and it is traditionally measured using interferometry: two sheared versions of a field are overlapped in a Young, Mach-Zehnder or rotational shear [3, 4] arrangement and two-point ensemble statistics are estimated as time averages by a slow detector under the assumption of ergodicity [1, 5].

As an alternative to interferometry, phase space tomography (PST) is an elegant method to measure correlation functions. In classical optics, PST involves measuring the intensity under spatial propagation [6–8] or time evolution [9]. In quantum mechanics, analogous techniques apply, commonly known as quantum state tomography (QST) [10–13]. However, a fundamental difficulty in performing tomography in both cases is the large dimensionality of the unknown state. For example, to recover a $n \times n$ correlation matrix, a standard implementation would require at least n^2 data points.

A theory based on low-rank assumption for density matrix recovery in QST was recently developed [14]. It was shown that a nearly pure quantum state of dimension n and rank r requires only $O(rn \log n)$ [15] data points. This treatment is directly applicable to classical PST thanks to the analogy between correlation functions; in this Letter, we present the first, to our knowledge, experimental measurement and verification of the correlation function of a classical partially coherent field using low-rank matrix recovery (LRMR).

Compressed sensing [16–18] exploits sparsity priors to

recover missing data with high confidence from a few linear measurements. Here, sparsity means that the unknown vector only contains a small number of nonzero entries in some specified basis. LRMR [19, 20] is a generalization of compressed sensing from vectors to matrices: one attempts from very few linear measurements to still reconstruct a high-fidelity and low-rank description of the unknown matrix.

The low-rank assumption for classical partially coherent light anticipates a source composed of a small number of mutually incoherent effective sources, *i.e.* coherent modes, to describe measurements. This is essentially equivalent to the low entropy assumption [14], *i.e.* a nearly pure quantum state in the quantum analogue. This assumption is valid for lasers, synchrotron and table-top X-ray sources [21], and Köhler illumination in optical microscopes [1]. An additional requirement for LRMR to succeed is that measurements are “incoherent” with respect to the eigenvectors of the matrix, *i.e.* the measured energy is approximately evenly spread out between modes [15, 22]. Diffraction certainly mixes the coherent modes of the source rapidly, so we expect LRMR to perform well for classical PST. The same expectation for QST has already been established [14].

The two-point correlation function of a classical stationary quasi-monochromatic partially spatially coherent field is the mutual intensity function [1]

$$J(x_1, x_2) = \langle g^*(x_1)g(x_2) \rangle, \quad (1)$$

where $\langle \cdot \rangle$ denotes ensemble average.

The measurable quantity of the classical field, *i.e.* the

intensity, after propagation by distance z is [1],

$$I(x_o; z) = \iint dx_1 dx_2 J(x_1, x_2) \exp\left(-\frac{i\pi}{\lambda z}(x_1^2 - x_2^2)\right) \exp\left(i2\pi \frac{x_1 - x_2}{\lambda z} x_o\right), \quad (2)$$

which can be expressed in operator form as

$$I = \text{tr}(P_{x_o} J), \quad (3)$$

where P denotes the operator that combines both the quadratic phase and Fourier transform operations in Eq. 2, $\text{tr}(\cdot)$ computes the trace, and x_o denotes the lateral coordinate at the observation plane. (For the coherent case, see [22, 23].) By changing variables $x = (x_1 + x_2)/2$, $x' = x_1 - x_2$ and Fourier transforming the mutual intensity with respect to x we obtain the Ambiguity Function (AF) [24, 25]

$$\mathcal{A}(u', x') = \int J\left(x + \frac{x'}{2}, x - \frac{x'}{2}\right) \exp(-i2\pi u' x) dx. \quad (4)$$

Eq. 2 can be written as [6–8, 24],

$$\tilde{I}(u'; z) = \mathcal{A}(u', \lambda z u'), \quad (5)$$

where \tilde{I} is the Fourier transform of the vector of measured intensities with respect to x_o . Thus, radial slices of the AF may be obtained from Fourier transforming the vectors of intensities measured at corresponding propagation distances, and from the AF the mutual intensity can be recovered by an additional inverse Fourier transform, subject to sufficient sampling.

To formulate a linear model for compressive PST, the measured intensity data is first arranged in Ambiguity space. The mutual intensity is defined as the “sparse” unknown to solve for. To relate the unknowns (mutual intensity) to the measurements (AF), the center–difference coordinate–transform is first applied, expressed as a linear transformation T upon the mutual intensity J , followed by Fourier transform \mathcal{F} , and adding measurement noise e as

$$\mathcal{A} = \mathcal{F} \cdot T \cdot J + e. \quad (6)$$

The mutual intensity propagation operator is unitary and Hermitian, since it preserves energy. We use eigenvalue decomposition to determine the basis where the measurement is sparse. The resulting basis, *i.e.* the set of eigenvectors, is also known as coherent modes in classical optical coherence theory, whereas the whole process is known as coherent mode decomposition [26]. The goal of the LRMR method is to minimize the number of coherent modes to describe measurements. By doing LRMR, we impose two *physically* meaningful priors: (1) existence of the coherent modes [26], and (2) sparse representation of the partially coherent field in terms of coherent modes.

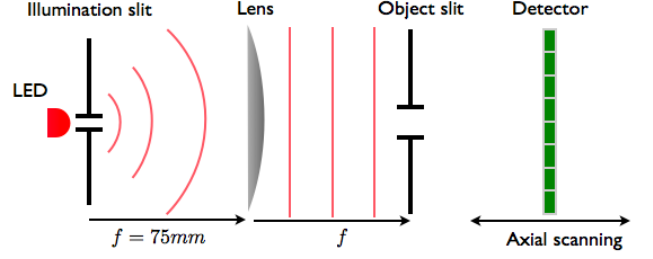


FIG. 1: Experimental arrangement

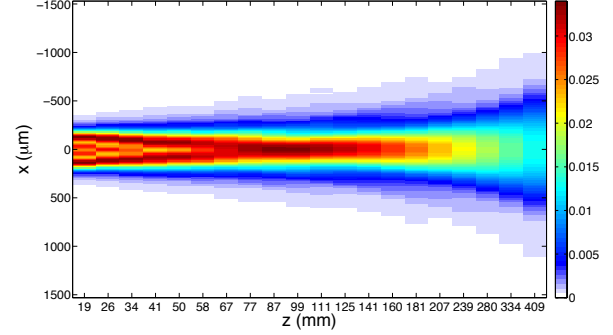


FIG. 2: Intensity measurements at several unequally spaced propagation distances.

Mathematically, if we define all the eigenvalues λ_i and the estimated mutual intensity as \hat{J} , the method can be written as

$$\begin{aligned} &\text{minimize } \text{rank}(\hat{J}) \\ &\text{subject to } \mathcal{A} = \mathcal{F} \cdot T \cdot \hat{J}, \\ &\lambda_i \geq 0, \text{ and } \sum_i \lambda_i = 1. \end{aligned} \quad (7)$$

Direct rank minimization is NP-hard; however, it can be accomplished by solving instead a proxy problem: convex minimization of the “nuclear norm” (ℓ_1 norm) of the matrix J [19, 27]. In our implementation, we used the singular value thresholding (SVT) method [28]. Numerical simulations for Gaussian-Schell model sources with varying degree of coherence showed that SVT yields reconstructions with mean-square-error less than 3% given the same number of measurements as in our experiment in the noiseless case. The reconstruction degrades gracefully as the signal-to-noise ratio decreases (see Supplemental Material).

The experimental arrangement is illustrated in Figure 1. The illumination is generated by an LED with 620nm central wavelength and 20nm bandwidth. To generate partially coherent illumination, a single slit of width $355.6\mu\text{m}$ ($0.014''$) is placed immediately after the LED and one focal length (75 mm) to the left of a cylindrical lens. One focal length to the right of the lens, we place

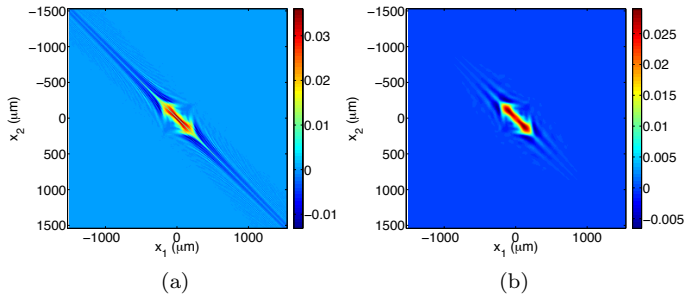


FIG. 3: Real part of the reconstructed mutual intensity from (a) FBP; (b) SVT. For imaginary parts, see Supplemental Material.

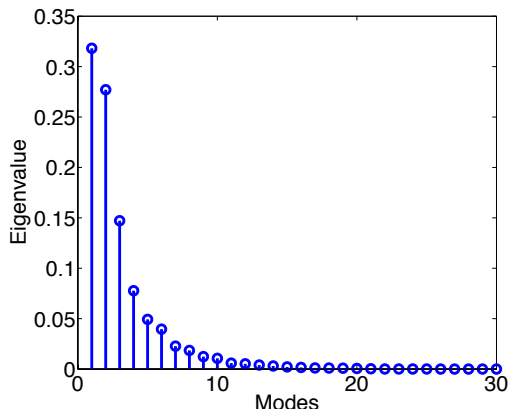


FIG. 4: SVT Estimated eigenvalues.

the second single slit of width $457.2\mu\text{m}$ ($0.018''$), which is used as a one-dimensional (1D) object.

The goal is to retrieve the mutual intensity immediately to the right of the object from a sequence of intensity measurements at varying z -distances downstream from the object, as described in the theory. We measured the intensities at 20 z -distances, ranging from 18.2mm to 467.2mm, to the right of the object. The data are given in Figure 2. Each 1D intensity measurement consists of 512 samples, captured by a CMOS sensor with $12\mu\text{m}$ pixel size. The dimension of the unknown mutual intensity matrix to be recovered is 512×512 . Since only intensities at positive z , *i.e.* downstream from the object, are accessible, we can only fill up the top right and bottom left quadrants of Ambiguity space. The other two quadrants are filled symmetrically, *i.e.* assuming that if the field propagating to the right of the object were phase conjugated with respect to the axial variable z , it would yield the correct field to the left of the object, *i.e.* negative z [8, 13]. Under this assumption, a total of 40 radial slices are sampled in Ambiguity space. This is only 7.8% of the total number of entries in the unknown mutual intensity matrix.

The reconstructions from the filtered-backprojection (FBP) and SVT methods are compared in Figure 3. The FBP reconstruction suffers from three types of artifacts. First, it yields an unphysical result with lower values along the diagonal of the matrix. However, a correlation function should always have maximum value at zero separation. Second, the estimated degree of coherence is lower than the theoretical prediction. The third is the high frequency noise due to undersampling between the radial slices. All these artifacts are greatly suppressed or completely removed in the SVT reconstruction. In the real part of the reconstruction, the width of the square at the center is approximately $456\mu\text{m}$ (38 pixels), which agrees with the actual width of the slit. The imaginary part is orders of magnitude smaller than the real part (see Supplemental Material). The SVT estimated eigenvalues are shown in Figure 4.

We further validated our compressive estimates by measuring the field intensity immediately to the right of the illumination slit (Figure 5a). Assuming that the illumination is spatially incoherent (a good assumption in the LED case), the mutual intensity of the field immediately to the left of the object is the Fourier transform of the measured intensity, according to the Van Cittert–Zernike theorem [1]. This calculated mutual intensity, based on the measurement of Figure 5(a) and screened by the object slit, is shown in Figure 5(b). The eigenvalues computed by coherent mode decomposition are shown in Figure 5(c) and are in good agreement with the SVT estimates, as compared in Figure 5(d). It is seen that 99% of the energy is contained in the first 13 modes, which confirms our low-rank assumption. The compressive reconstruction may also be compared quantitatively to the FBP reconstruction in terms of the global degree of coherence parameters $\bar{\mu} = \frac{\sqrt{\sum_i \lambda_i^2}}{\sum_i |\lambda_i|}$ [29], which were experimentally found as 0.46 and 0.12, respectively; whereas the estimate yielded by the Van Cittert–Zernike theorem is 0.49. The eigenvectors of each individual mode are shown and compared in the Supplemental Material. Small errors in the compressive estimate are because the missing cone is still not perfectly compensated by the compressive approach, and other experimental imperfections.

In this classical experiment, we have the benefit that direct observation of the one-dimensional object is available; thus, we were able to carry out quantitative analysis of the accuracy of the compressive estimate. In the quantum analogue of measuring a complete quantum state, direct observation would have of course not been possible, but the accuracy attained through the compressive estimate should be comparable, provided the low entropy assumption holds [14].

Here we followed a much simplified version of the approach described in [22] which showed that the complex operators describing the measurements should be

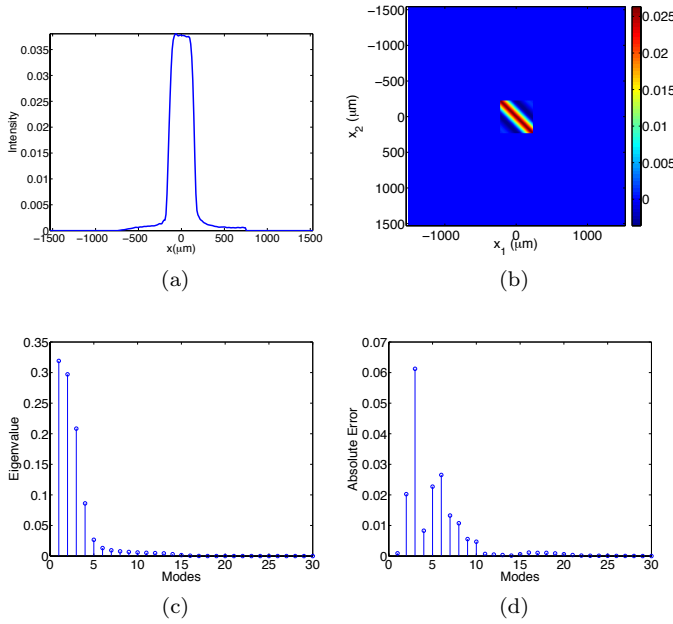


FIG. 5: (a) Intensity measured immediately to the right of the illumination slit; (b) the real part of the Van Cittert–Zernike theorem estimated mutual intensity immediately to the right of the object slit (for imaginary part, see Supplemental Material); (c) eigenvalues of the mutual intensity in (b); (d) the absolute error between the eigenvalues in Figure 4 and 5(c) versus mode index.

uniformly distributed in the n -dimensional unit sphere, whereas we simply utilized free space propagation, the classical analogue of rotated quadrature phase operators [10, 13]. The phase masks described in [22] to implement optimal sampling are outside the scope of the present work.

The authors thank Baile Zhang, Jonathan Petrucci, and Yi Liu for helpful discussions and one anonymous reviewer for constructive criticism. Financial support was provided by Singapore’s National Research Foundation through the Centre for Environmental Sensing and Modeling (CENSAM) and BioSystems and bioMechanics (BioSyM) independent research groups of the Singapore-MIT Alliance for Research and Technology (SMART), the US National Institutes of Health and by the Chevron–MIT University Partnership Program.

* lei.tian@mit.edu

- [1] L. Mandel and E. Wolf, *Optical coherence and quantum optics* (Cambridge University Press, 1995).
- [2] K. Blum, *Density matrix theory and applications* (Plenum Press, 1981).
- [3] K. Itoh and Y. Ohtsuka, J. Opt. Soc. Am. A **3**, 94 (1986).
- [4] D. L. Marks, R. A. Stack, and D. J. Brady, Appl. Opt. **38**, 1332 (1999).
- [5] J. W. Goodman, *Statistical Optics* (Wiley-Interscience, 2000).
- [6] K. A. Nugent, Phys. Rev. Lett. **68**, 2261 (1992).
- [7] M. G. Raymer, M. Beck, and D. McAlister, Phys. Rev. Lett. **72**, 1137 (1994).
- [8] C. Q. Tran, A. G. Peele, A. Roberts, K. A. Nugent, D. Paterson, and I. McNulty, J. Opt. Soc. Am. A **22**, 1691 (2005).
- [9] M. Beck, M. G. Raymer, I. A. Walmsley, and V. Wong, Opt. Lett. **18**, 2041 (1993).
- [10] K. Vogel and H. Risken, Phys. Rev. A **40**, 2847 (1989).
- [11] D. T. Smithey, M. Beck, M. G. Raymer, and A. Faridani, Phys. Rev. Lett. **70**, 1244 (1993).
- [12] U. Leonhardt, Phys. Rev. Lett. **74**, 4101 (1995).
- [13] C. Kurtsiefer, T. Pfau, and J. Mlynek, Nature (London) **386**, 150 (1997).
- [14] D. Gross, Y.-K. Liu, S. T. Flammia, S. Becker, and J. Eisert, Phys. Rev. Lett. **105**, 150401 (2010).
- [15] D. Gross, IEEE Trans. Inf. Theory **57**, 1548 (2011).
- [16] E. Candès, J. Romberg, and T. Tao, IEEE Trans. Inform. Theory **52**, 489 (2006).
- [17] E. Candès, J. Romberg, and T. Tao, Comm. Pure Appl. Math. **59**, 1207 (2006).
- [18] D. L. Donoho, IEEE Trans. Inform. Theory **52**, 1289 (2006).
- [19] E. J. Candès and B. Recht, Found. Comput. Math. **9**, 717 (2009).
- [20] E. J. Candès and T. Tao, IEEE Trans. Inform. Theory **56**, 2053 (2010).
- [21] D. Pelliccia, A. Y. Nikulin, H. O. Moser, and K. A. Nugent, Opt. Express **19**, 8073 (2011).
- [22] E. J. Candès, T. Strohmer, and V. Voroninski, ArXiv e-prints (2011), arXiv: 1109.4499v1.
- [23] E. J. Candès, Y. Eldar, T. Strohmer, and V. Voroninski, ArXiv e-prints (2011), arXiv:1109.0573.
- [24] K.-H. Brenner, A. Lohmann, and J. Ojeda-Castañeda, Opt. Commun. **44**, 323 (1983).
- [25] K.-H. Brenner and J. Ojeda-Castañeda, Opt. Acta. **31**, 213 (1984).
- [26] E. Wolf, J. Opt. Soc. Am. **72**, 343 (1982).
- [27] E. J. Candès and Y. Plan, ArXiv e-prints (2009), arXiv:0903.3131.
- [28] J.-F. Cai, E. J. Candès, and Z. Shen, ArXiv e-prints (2008), arXiv:0810.3286.
- [29] A. Starikov, J. Opt. Soc. Am. **72**, 1538 (1982).