

# Two-dimensional Moist Stratified Turbulence and the Emergence of Vertically Sheared Horizontal Flows

Jai Sukhatme<sup>1</sup>, Andrew J. Majda<sup>2</sup> and Leslie M. Smith<sup>3,4</sup>

1. Centre for Atmospheric and Oceanic Sciences,

Indian Institute of Science, Bangalore 560012, India

2. Courant Institute of Mathematical Sciences, New York University, New York, NY 10012

3. Mathematics Department, University of Wisconsin-Madison, Madison, WI 53706

4. Engineering Physics Department, University of Wisconsin-Madison, Madison, WI 53706

(Dated: July 26, 2021)

Moist stratified turbulence is studied in a two-dimensional Boussinesq system influenced by condensation and evaporation. The problem is set in a periodic domain and employs simple evaporation and condensation schemes, wherein both the processes push parcels towards saturation. Numerical simulations demonstrate the emergence of a moist turbulent state consisting of ordered structures with a clear power-law type spectral scaling from initially spatially uncorrelated conditions. An asymptotic analysis in the limit of rapid condensation and strong stratification shows that, for initial conditions with enough water substance to saturate the domain, the equations support a straightforward state of moist balance characterized by a hydrostatic, saturated, vertically sheared horizontal flow (VSHF). For such initial conditions, by means of long time numerical simulations, the emergence of moist balance is verified. Specifically, starting from uncorrelated data, subsequent to the development of a moist turbulent state, the system experiences a rather abrupt transition to a regime which is close to saturation and dominated by a strong VSHF. On the other hand, initial conditions which do not have enough water substance to saturate the domain, do not attain moist balance. Rather, the system remains in a turbulent state and oscillates about moist balance. Even though balance is not achieved with these general initial conditions, the time scale of oscillation about moist balance is much larger than the imposed time scale of condensation and evaporation, thus indicating a distinct dominant slow component in the moist stratified two-dimensional turbulent system.

## I. INTRODUCTION

Water, in its different phases, plays a significant role in shaping climate of the Earth [1],[2]. From a dynamical perspective, the energy release associated with changes in phase of water substance has a profound effect on specific atmospheric phenomena as well as the large-scale general circulation of

the tropical and extra-tropical troposphere [3],[4]. To develop an understanding of the interaction of advection and condensation/evaporation, we study a moist stratified two-dimensional (2D) system which consists of nonlinear gravity wave-modes (including zero frequency vertically sheared horizontal flows - VSHF), and a dynamically consistent heat source due to condensation/evaporation (note that the kinematic advection condensation problem, where the advecting flow is prescribed is also of significant practical interest [5]). The decomposition of the stratified Boussinesq equations into vortical and wave modes is specified in Lelong and Riley [6] (applications can be found in Bartello [7], Sukhatme & Smith [8]), mathematical details and a description of the VSHF can be found in Embid & Majda [9] and Smith & Waleffe [10].

The stably stratified 2D Boussinesq equations (without the influence of water substance) have been studied as a model of thermal convection [11]. Numerical work on the scaling of kinetic and potential energy in this system is seen to be quite non-universal : in addition to the original Obhukov-Bogliano postulates, scaling laws for the temperature variance (or entropy) have been proposed and realized [12],[13],[15]. Unlike pure 2D turbulence, the stably stratified system does not conserve enstrophy. In spite of this simulations suggest the possibility of an inverse transfer of kinetic energy, the formation of a VSHF and a forward cascade of temperature variance (or potential energy) [13],[14],[15]. On the other hand, noting that the 2D system involves the nonlinear interaction of gravity waves, the susceptibility of these waves to parametric subharmonic instability leads to the anticipation of a robust transfer of energy to smaller scales [16],[17],[18]. Numerical work in a geophysical context has documented this forward transfer of energy [19],[20],[21],[22]. Further, the possible development of singularities [23] and fronts [24],[22] as well as the global well-posedness of these equations has also attracted significant attention [25],[26],[27],[28]. One of the main issues we investigate in the present work is whether the moist stratified two-dimensional system is capable of exploiting the available potential energy in a systematic manner so as to spontaneously organize spatially uncorrelated initial data.

Two-dimensional stratified models have been used quite extensively in atmospheric settings, for example the tendency to organize condensing convection by gravity waves in 2D has been noted by Huang [29]. Similarly moist 2D models have been used for studying tropical cyclone formation [30],[31], squall-line thunderstorms [32],[33], atmospheric density currents [34], unstable modes in moist convection [35] as well as in elucidating properties of precipitating convection [36]. In another vein, 2D models arise in the so-called super-parameterization schemes for general circulation modeling wherein a high resolution 2D model is embedded in a coarser three-dimensional

(3D) model to help resolve features of geophysical systems which support an extended range of scales [37],[38],[39]. Quite naturally, as the 2D model feeds into the larger scale 3D flow, it is important to develop a feel for 2D moist turbulence in its own right.

In addition to the scaling and structure formation, we hope to address the issue of balance and "slowness" in this simplified moist system. Indeed, the notion of balance and the existence (or not) of a slow-manifold in geophysical systems has a rich history [40],[41],[42]. We refer the reader to the text by Daley [43] for an introduction and to Vanneste [44] (and the references therein) for recent progress in the subject. Loosely, given the wide range of temporal scales inherent in geophysical systems, it is natural to inquire whether physically relevant information is actually contained in an independent simpler reduced dynamical system that evolves on a comparatively slower time scale. Usually such a simplified or reduced description is possible in certain limiting scenarios, the celebrated example being the emergence of quasigeostrophic dynamics in the limit of small Froude and Rossby numbers for a rotating and stratified fluid [9],[45]. In particular, for the system at hand, by imposing strong stratification (which implies the presence of high frequency gravity waves) and rapid condensation/evaporation (which implies rapid heating/cooling) we would like to see if it is possible to asymptotically extract an emergent state of balance or a reduced system which is able to capture the main features of the entire system. If in fact the analysis points to such a simplified description, it is also of interest to examine whether general initial conditions are capable of attaining this state.

We begin by introducing the basic equations and the schemes employed for condensation and evaporation. The physical problem at hand is to consider the fate of perturbations to a basic state which is saturated and in hydrostatic balance. A linear analysis in a periodic domain reveals that the most unstable modes have a columnar structure whose growth rate has a particularly simple form in the limit of rapid condensation (and evaporation). The predicted emergence of columnar structures with appropriate growth rates is then realized in linear and non-dissipative simulations. Another aspect of the linear analysis is the presence of a distinct slow mode, this mode is also obtained via an asymptotic expansion of the suitably nondimensionalized nonlinear equations. The slow mode represents a state of moist balance and is characterized by a hydrostatic, saturated VSHF. To test the accessibility of this state of balance as well as scaling and structure formation in this moist system we then proceed to nonlinear simulations under conditions of strong stratification and rapid condensation/evaporation. Employing spatially uncorrelated initial conditions, we examine the development of a turbulent state which includes the formation of coherent structures

and the spectral scaling of the vapor, liquid, velocity and temperature fields. After the emergence of a turbulent state, initial conditions which have sufficient total water content to saturate the domain are seen to abruptly transition to the aforementioned state of moist balance. For initial conditions which are insufficient in the above mentioned sense, the flow exhibits similar scaling and structure formation. However, due to the lack of sufficient water substance, the system cannot achieve moist balance. Rather, our numerical examination shows that the system remains in a turbulent state and oscillates in an aperiodic or quasiperiodic manner about the state of moist balance. Finally, a summary and discussion conclude the paper.

## II. GOVERNING EQUATIONS

The moist Boussinesq framework has been the subject of numerous recent investigations : for example, in the scaling of moist turbulence [46], the modelling of precipitation fronts [47], moist Rayleigh Bernard convection [48], studying droplet growth in a 2D setting [49], tropical cyclone formation [31] and squall-line thunderstorms [33]. The governing equations are :

$$\begin{aligned}
 \frac{D\vec{u}}{Dt} &= -\frac{\nabla p'}{\rho_0} + \left(\frac{g}{T_0}\right)T'\hat{k}, \\
 \frac{DT'}{Dt} &= -\lambda w + \frac{\mathcal{L}}{C_p}S, \\
 \frac{Dq_v}{Dt} &= -S, \quad \frac{Dq_l}{Dt} = S, \\
 \frac{\partial u}{\partial x} + \frac{\partial w}{\partial z} &= 0.
 \end{aligned} \tag{1}$$

In the above  $\vec{u} = (u, w)$  is the 2D incompressible velocity field while  $T', p'$  are the potential temperature and pressure perturbations.  $\mathcal{L}$  is the latent heat of condensation and  $C_p$  is the specific heat. We consider an equation of state for an ideal gas wherein  $p = \rho RT$ . In effect these equations isolate the effect of condensation (evaporation) via dynamical heating (cooling). The heating and cooling are represented by the source  $S$  which is described later in the text. We have not included a rain-out velocity or the influence of water substance on the buoyancy and the equation of state. A discussion of these effects and their role in the moist framework can be found in Klein & Majda [50].

As per the usual Boussinesq setup, the buoyancy frequency is given by  $(g\lambda/T_0)^{\frac{1}{2}}$  where  $g, T_0, \lambda$  denote the gravitational acceleration, reference potential temperature and the background potential

temperature gradient, respectively (i.e.  $T = T_0 + \lambda z + T'$ ). In addition,  $q_v(x, z, t)$  and  $q_l(x, z, t)$  are the mixing ratios of water vapor and liquid water, and  $q_s(x, z)$  is a fixed saturation mixing ratio profile. In essence, the mixing ratios are governed by advection-condensation-evaporation equations, and  $q = q_v + q_l$  (the total water content) is materially conserved, i.e.  $Dq/Dt = 0$ .

Physically,  $q_v$  is advected via the fluid flow and if it exceeds the saturation value at the new destination, the mixing ratio proceeds to relax back to its saturation value. Similarly  $q_l$  is advected via the flow, and whenever  $q_l > 0$  and  $q_v < q_s$ , the parcel experiences evaporation. These statements are quantified via

$$C = \frac{1}{\tau_c}(q_v(\vec{x}, t) - q_s(\vec{x})) H(q_v(\vec{x}, t) - q_s(\vec{x})), \quad E = \frac{1}{\tau_e}q_l H(q_s(\vec{x}) - q_v(\vec{x}, t)). \quad (2)$$

$E$  and  $C$  represent evaporation and condensation, and  $\tau_c, \tau_e$  are the time scales associated with these two processes respectively.  $H(\cdot)$  denotes the Heaviside step function. Equation (2) encodes an essential simplification that at any given instant of time a parcel experiences either condensation or evaporation. In the limit of rapid condensation (and evaporation), i.e.  $\tau_c, \tau_e \rightarrow 0$ , we have  $0 \leq q_v(\vec{x}, t) \leq q_s(\vec{x})$  and  $0 \leq q_l(\vec{x}, t) \leq q_l(\vec{x}_0, 0) + q_s(\vec{x}_0)$  — where  $(\vec{x}_0, 0)$  is the Lagrangian origin of the parcel at  $(\vec{x}, t)$ . One can see that the upper bound on  $q_v$  is local while that on  $q_l$  is spatio-temporally non-local. Finally, the source in (1) is given by  $S = C - E$ .

*Conservation properties* : Apart from the material invariance of the total water substance ( $Dq/Dt = 0$ ), (1) also preserves the material conservation of moist static energy given by  $\frac{D}{Dt}(T + \frac{L}{C_p}q_v) = 0$ . With regard to an energy conservation law, (1) with periodic boundaries yields

$$\frac{\partial}{\partial t} \int [u^2 + w^2 + \frac{g}{T_0\lambda}T'^2] = \frac{g}{T_0\lambda} \frac{\mathcal{L}}{C_p} \int ST'. \quad (3)$$

Therefore, the heating and temperature fluctuations have to be correlated for a growth in perturbation energy [3] — a detailed discussion of the conservation properties of moist systems that include bulk cloud microphysics can be found in Frierson, Paulius & Majda [47].

*Vorticity-stream formulation* : We introduce a streamfunction ( $\psi$ ), with  $u = -\partial_z\psi, w = \partial_x\psi$  and vorticity  $\omega = -\Delta\psi$ . Further we consider  $q_s = q_s(z) = q_0 - \beta z$ , i.e. the saturation mixing ratio is a linear function of  $z$ . Defining  $q_v' = q_v - q_s$ , (1) can be re-written as

$$\begin{aligned}
\frac{D\omega}{Dt} &= -\left(\frac{g}{T_0}\right)\frac{\partial T'}{\partial x}, \\
\frac{DT'}{Dt} &= -\lambda\psi_x + \frac{\mathcal{L}}{C_p}S, \\
\frac{Dq_v'}{Dt} &= \beta\psi_x - S, \quad \frac{Dq_l}{Dt} = S.
\end{aligned} \tag{4}$$

*Linear analysis :* Linearizing (4) about our base state of rest, hydrostatic balance, no liquid water and saturation (i.e.  $S = 0$ ), we obtain a constant co-efficient system of partial differential equations. Substituting plane wave solutions of the form  $\exp\{[i\vec{k}\cdot\vec{x} - \sigma t]\}$ , in addition to a distinct  $\sigma = 0$  mode, we get

$$\sigma^3 - \sigma^2\left(\frac{\delta_1}{\tau_c} + \frac{\delta_2}{\tau_e}\right) + \sigma\frac{k_x^2}{k^2}\left(\frac{\lambda g}{T_0}\right) - \frac{k_x^2}{k^2}\left[\frac{\lambda g}{T_0}\left(\frac{\delta_1}{\tau_c} + \frac{\delta_2}{\tau_e}\right) - \frac{\mathcal{L}}{C_p}\frac{\beta g}{T_0}\frac{\delta_1}{\tau_c}\right] = 0, \tag{5}$$

where  $\delta_1 = H(q_v - q_s)$  and  $\delta_2 = H(q_s - q_v)$ . As expected, when  $(\delta_1, \delta_2) = (1, 0)$  i.e. during condensation,  $\frac{\mathcal{L}}{C_p}\beta > \lambda$  leads to an unstable situation. Further, when  $\tau_c \rightarrow 0$  (rapid condensation) (5) yields  $\max(|\sigma|) = \sqrt{\frac{g\delta}{T_0}}$  where  $\delta = \frac{\mathcal{L}}{C_p}\beta - \lambda$  and this maximal growth is attained for fields independent of  $z$ . Therefore, columnar or vertically coherent structures are the fastest growing modes in linear rapid condensation.

The slow mode  $\sigma = 0$  is possible only when  $\delta_1 = \delta_2 = 0$ , i.e.  $q_v = q_s$ . In addition, this mode satisfies hydrostatic balance with  $w = 0$  implying  $u = u(z)$ . Hence, the slow dynamics of the linear system consists of a hydrostatically balanced, saturated VSHF.

*Nondimensionalization :* Nondimensionalizing the momentum equations and the incompressibility condition from (1), we obtain (dropping primes)

$$\begin{aligned}
\frac{Du}{Dt} &= -(Eu)\frac{\partial\phi}{\partial x}, \\
\frac{Dw}{Dt} &= -(Eu)\frac{\partial\phi}{\partial z} + \left(\frac{\Gamma_\theta}{Fr^2}\right)T, \\
\frac{\partial u}{\partial x} + \frac{\partial w}{\partial z} &= 0.
\end{aligned} \tag{6}$$

Here  $Eu = \mathcal{P}/(\rho_0 U^2)$  and  $Fr = U/(NL)$  are the Euler and Froude numbers, and  $\phi = p/\rho_0$ .  $L, \mathcal{P}$  and  $U$  are the scale parameters of the length, pressure and velocity fields respectively.  $\Gamma_\theta$  is a nondimensional number defined by  $\Gamma_\theta = \Theta/(\lambda L)$  where the potential temperature is nondimensionalized using the scale parameter  $\Theta$ .

In addition, the energy and water substance equations take the nondimensional form

$$\begin{aligned}\frac{DT}{Dt} &= -\left(\frac{1}{\Gamma_\theta}\right)w + \left(\frac{\mathcal{L}Q_0}{C_p\Theta}\right)\left(\frac{\tau_a}{\tau_c}\right)[(q_v - q_s)H(q_v - q_s) - q_lH(q_s - q_v)], \\ \frac{Dq_v}{Dt} &= \left(\frac{\tau_a}{\tau_c}\right)[-(q_v - q_s)H(q_v - q_s) + q_lH(q_s - q_v)], \\ \frac{Dq_l}{Dt} &= \left(\frac{\tau_a}{\tau_c}\right)[(q_v - q_s)H(q_v - q_s) - q_lH(q_s - q_v)],\end{aligned}\quad (7)$$

where  $\tau_a = U/L$  represents the advective time scale and  $q_v, q_l$  and  $q_s$  have been scaled by  $Q_0 = \max[q_s]$ . Therefore, taken together (6) and (7) are the nondimensional forms of the governing equations.

Since our interest is in stratified systems, we set  $Fr = \epsilon < 1$  in the following asymptotic analysis. Further, considering small potential temperature variations to the background state, we set  $\Gamma_\theta = \epsilon$  and choose  $Eu = 1$ . Clearly, the influence of heating on the dynamics is likely to be significant when the time scale associated with condensation (and evaporation) is smaller than the advective time scale, i.e.  $\frac{\tau_a}{\tau_c} = \frac{1}{\epsilon}$ . This choice is also consistent with the time scales associated with advection (of the order of days) and condensation (of the order of a few hours) in the atmosphere [47]. Finally, given the large latent heat of water substance we scale  $(\mathcal{L}Q_0)/(C_p\Theta) = \frac{1}{\epsilon}$ . With these substitutions, (6) and (7) read

$$\begin{aligned}\frac{Du}{Dt} &= -\frac{\partial\phi}{\partial x}, \\ \frac{Dw}{Dt} &= -\frac{\partial\phi}{\partial z} + \frac{1}{\epsilon}T, \\ \frac{DT}{Dt} &= -\frac{1}{\epsilon}w + \frac{1}{\epsilon^2}[(q_v - q_s)\delta_1 - q_l\delta_2], \\ \frac{\partial u}{\partial x} + \frac{\partial w}{\partial z} &= 0, \\ \frac{Dq_v}{Dt} &= \frac{1}{\epsilon}[-(q_v - q_s)\delta_1 + q_l\delta_2], \\ \frac{Dq_l}{Dt} &= \frac{1}{\epsilon}[(q_v - q_s)\delta_1 - q_l\delta_2].\end{aligned}\quad (8)$$

*Asymptotic analysis* : As the linear analysis reveals an instability during condensation, we examine the dominant balances when  $\delta_1 = 1$  and  $\delta_2 = 0$ . For small  $\epsilon$ , plugging in an asymptotic expansion of the form  $f = f^0 + \epsilon f^1 + \dots$  for all fields, at  $O(1/\epsilon^2)$  we obtain

$$q_v^0 = q_s, \quad (9)$$

and at  $O(1/\epsilon)$  we obtain

$$T^0 = 0, \quad 0 = -w^0 + q_v^1. \quad (10)$$

Carrying forward to  $O(1)$  we have

$$\begin{aligned} \frac{D^0}{Dt} u^0 &= -\frac{\partial \phi^0}{\partial x}, \\ \frac{D^0}{Dt} w^0 &= -\frac{\partial \phi^0}{\partial z} + T^1, \\ \frac{\partial u^0}{\partial x} + \frac{\partial w^0}{\partial z} &= 0, \\ \frac{D^0}{Dt} T^0 &= -w^1 + q_v^2, \\ \frac{D^0}{Dt} q_v^0 &= -q_v^1, \\ \frac{D^0}{Dt} q_l^0 &= q_v^1. \end{aligned} \quad (11)$$

Here  $D^0/Dt = \partial_t + u^0 \partial_x + w^0 \partial_z$ , i.e. it represents advection via the order zero velocity fields.

Let us make a few observations from equations (9), (10) and (11). As  $T^0 = 0$ , the fourth equation of (11) gives  $w^1 = q_v^2$ . This establishes a hierarchical link between the nondimensional vertical velocity and vapor field, specifically  $w^0 = q_v^1$  and  $w^1 = q_v^2$ . Further, adding the last two equations in (11) gives

$$\frac{D^0}{Dt} (q_v^0 + q_l^0) = 0. \quad (12)$$

Therefore, the order zero water substance is materially conserved under evolution via the zero order flow. We now specialize to the case wherein  $q_s = q_s(z)$ , keeping this in mind the vapor equation in (11) gives (using  $w^0 = q_v^1$ )

$$q_v^1 \frac{\partial q_s}{\partial z} = -q_v^1. \quad (13)$$

If (13) is to hold for general saturation profiles, it implies that  $q_v^1 = 0$ . But, at the present level of approximation,  $q_v = q_v^0 + \epsilon q_v^1$ . Therefore,  $q_v^0 = q_s$  and  $q_v^1 = 0$  can be true globally only if the initial water substance is sufficient to saturate the domain.



For such initial conditions, collecting the information in (9), (10) and the liquid water equation in (11), we see that the vapor field tends to saturation, and the excess vapor is converted to liquid water. Further, as  $w^0 = 0$  (when  $q_v^1 = 0$ ), this implies a hydrostatic balance between  $\phi^0$  and  $T^1$ , and from incompressibility we obtain a VSHF, i.e.  $u^0 = u^0(z, t)$ . With this information, the liquid water evolution in (11) simplifies to

$$\frac{\partial}{\partial t} q_l^0 + u^0 \frac{\partial q_l^0}{\partial x} = 0. \quad (14)$$

As  $q_v \rightarrow q_s$ , we have  $\delta_1 \rightarrow 0$  and  $\delta_2 = 0$ . Hence, this is the nonlinear version of the slow mode ( $\sigma = 0$ ) encountered in the linear analysis of the problem. In fact, following Majda, Mohammadian and Xing [51], we refer to this as a state of moist balance. From the preceding analysis, we deduce that any initial condition with sufficient water substance may evolve, possibly at long times, towards moist balance. Whether such a state is actually attained is examined numerically in the latter portion of the present work.

Quite clearly, initial conditions which do not have enough water substance to saturate the domain cannot satisfy  $q_v^0 = q_s$  and  $q_v^1 = 0$  globally, and therefore cannot achieve a state of moist balance. In fact, we intuitively expect such initial conditions to evolve around moist balance, with a continual interplay of condensation and evaporation in different portions of the domain. It is unclear if, under these circumstances, the gross features of the system will evolve at a timescale comparable to  $\tau_c$  (and  $\tau_e$ ) or whether a slower timescale (for example, the advective scale) will come to dominate the dynamics. Indeed, another aim of our numerical work is to quantify the long term fate of such initial conditions.

### III. NUMERICAL EXAMINATION OF THE SYSTEM

Numerically, we solve the system in the vorticity-stream form using a pseudo-spectral method in a periodic domain of size  $L_d$ . The time stepping is via a fourth order Runge Kutta scheme. Dissipation is of the form of a hyperviscous damping given by  $(-1)^{n+1} \nu_n \Delta^n f$  (for all fields  $f$ ). In particular, we adopt the formulation employed by Maltrud and Vallis [52] wherein  $\nu_n = f_{\text{rms}} / (k_m^{2n-2})$ , where  $k_m$  is the maximum resolved wavenumber. In all simulations the hyperviscous order is eight.

The equations solved are (4), and we set  $g/T_0 = \lambda = \beta = 1/\epsilon$  (along with  $\mathcal{L}/C_p = 1/\epsilon$ , this amounts to a solving (8) in vorticity stream form). The simulations are carried out for a range of  $\epsilon$

values that spans  $10^{-1}$  to  $10^{-4}$  for linear runs and  $10^{-1}$  to  $10^{-2}$  for the nonlinear runs. This gives the required leading order dependence of  $Fr \sim \Gamma_\theta = \epsilon$ . The linear saturation profile is prescribed as  $q_s = Q_0[1 - z/L_d]$ , where  $Q_0 = L_d/\epsilon$ . As  $\beta = \lambda$ , the condition for linear instability reduces to  $\mathcal{L}/C_p > 1$ . In the atmosphere, for water substance,  $\mathcal{L}/C_p \approx 10^3$ , therefore along with small  $Fr$  and  $\Gamma_\theta$ , the instability criterion is satisfied. In the nonlinear simulations we set this ratio to  $1/\epsilon$ . For the linear runs, we have used smaller values of  $\mathcal{L}/C_p$  to demonstrate the clear agreement between analytical and numerical growth rates.

The simulations performed fall into three categories : (i) Linear simulations. These are non-dissipative runs performed with an intent to test the veracity of the linear analytical growth rate. (ii) Non-linear simulations. These fall into two groups (a) Short time high resolution runs to detect and quantify emergent coherent structures and their spectral scaling. (b) Long time lower resolutions runs to investigate the fate of differing sets of initial conditions, specifically those that have sufficient initial water substance and those that do not satisfy the sufficiency requirement.

### A. Linear evolution

We begin with a set of linear non-dissipative simulations. Based on our rapid condensation ( $\tau_c \rightarrow 0$ ) linear analysis, we expect vertically coherent structures to be the most unstable modes. As the maximal growth rate is independent of wavenumber, we examine the growth of spatially uncorrelated initial data with equal power at all scales. We choose  $\tau_c = \tau_e = \epsilon = 0.1$  and the resolution of the simulations is  $512 \times 512$ . Figure 1 shows the initial condition and its fate after linear evolution for 10 nondimensional units of time ( $t/\tau_c$ ). Clearly, in spite of the ambient stratification, in agreement with our linear analysis the emergent vapor field exhibits a degree of vertical coherence.

The linear rapid condensation analysis, after substituting  $g/T_0 = \lambda = \beta = 1/\epsilon$ , yields a maximal growth rate of  $\frac{1}{\epsilon} \sqrt{\frac{\mathcal{L}}{C_p} - 1}$ . We proceed to compute the numerical growth rate of the total dry energy (LHS of equation 3) for varying  $\epsilon (= \tau_c = \tau_e)$  and  $\mathcal{L}/C_p$ . In particular, we let  $\epsilon$  vary from  $10^{-1}$  to  $10^{-4}$  for  $\mathcal{L}/C_p = 10, 4$  and  $2$  respectively. As seen in Figure 2, on appropriate rescaling of the time (i.e. plotting vs  $t/\epsilon$ ), all curves for a fixed  $\mathcal{L}/C_p$  collapse on top of each other. Further, the numerical growth agrees with the analytical estimate, and this agreement improves as  $\epsilon = \tau_c \rightarrow 0$ , i.e. we approach the limit of rapid condensation.

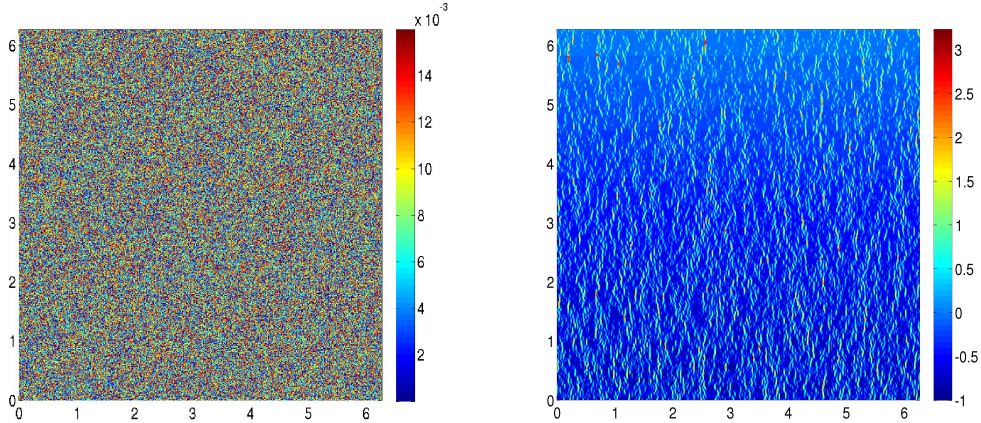


FIG. 1: The first shows the scaled (i.e.  $q'_v/Q_0$ ) spatially uncorrelated initial condition. The second panel shows the emergent scaled perturbed vapor field for  $\tau_c = \tau_e = \epsilon = 0.1$  at  $t/\epsilon = 10$  from the linear and non-dissipative simulation.

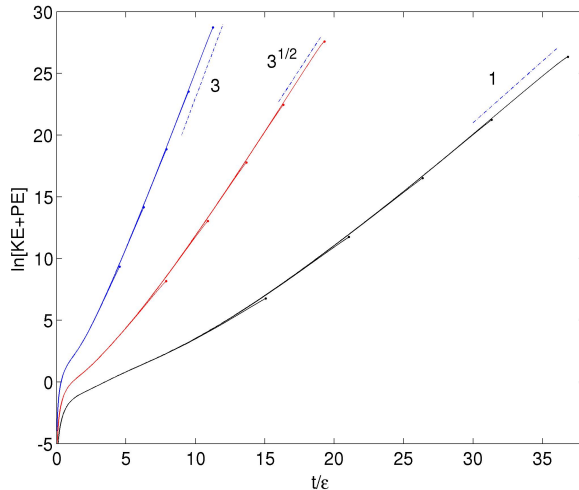


FIG. 2: A plot of the log of the LHS of (3) Vs  $t/\epsilon$  for single scale initial conditions. Smaller  $\epsilon$  runs are carried out to progressively longer times, and for a fixed  $\mathcal{L}/C_p$  the the curves collapse on top of each other. The dashed lines show the analytical scaling of  $\sqrt{\frac{\mathcal{L}}{C_p} - 1}$  for  $\mathcal{L}/C_p = 10, 4$  and  $2$  respectively.

### B. Nonlinear evolution : moist turbulence

We now proceed with nonlinear simulations to detect and quantify the emergence of scaling and coherence from initially spatially uncorrelated conditions. As before  $g/T_0 = \lambda = \beta = 1/\epsilon$ , and  $\frac{\mathcal{L}}{C_p} = 1/\epsilon$ . The simulations are carried out at a resolution of  $750 \times 750$  and we begin with  $\epsilon = 0.1$ .

Figure 3 shows the evolution of the power spectrum of the vapor variance (i.e.  $(q'_v)^2$ ). As the

initial condition is super saturated, at small times we have condensation over the entire domain which manifests itself in a drop in the total vapor variance. Subsequently, as observed via the sequentially numbered curves in the first panel of Figure 3, the spectrum evolves due a systematic growth of variance at all scales. As seen in the second panel of Figure 3, which shows the variance in selected wavenumbers as a function of time, after the initial period of decay due to condensation throughout the domain, the growth of vapor variance is almost exponential at all scales. Though, the growth begins earlier for progressively larger scales, hence in a short time the spectrum attains a characteristic negative slope. Finally, the variance at all scales levels off and the spectrum attains an invariant form (with fluctuations at the largest scales).

To test the robustness of this behavior, we have repeated the simulations for smaller  $\epsilon$ , specifically for  $\epsilon = 5 \times 10^{-2}$  and  $10^{-2}$ . As mentioned, with decreasing  $\epsilon$ , we have stronger stratification and we also approach the limit of rapid condensation/evaporation. The invariant form of the vapor variance spectrum in these two cases is shown in the first panel of Figure 3. Clearly, the spectrum remains the same for the range of  $\epsilon$  considered. The growth of the vapor variance in different scales (not shown) also follows a similar pattern to that in the second panel of Figure 3.

A similar growth of energy at all scales is also observed (not shown) in the velocity and temperature fields, though the invariant spectrum obtained follows different power laws. With regard to the kinetic energy we obtain a steeper spectrum (a power law with approximately -2 slope) while the temperature variance or potential energy exhibits shallower scaling (a power law with approximately -1 slope). Once again, these spectra show the same scaling for the range of  $\epsilon$  we have considered.

Even though the various spectra show an evolution that is reminiscent of the inverse cascade in 2D turbulence (though with a remarkable diversity of power laws for the various fields), the mechanism of generation of this spectrum is quite different from the interscale transfer that characterizes 2D flows. Specifically, in the present unstable setting, the vapor, velocity and temperature fields experience a growth of energy at all scales and the spectral form emerges due to the comparatively larger growth at large scales.

Along with the spectral evolution of the various fields, we also notice the emergence of ordered structures from the initially spatially uncorrelated data. An example of this is can be seen in Figure 4 which, for  $\epsilon = 0.1$ , shows the perturbed vapor field in various stages of its evolution. We refer to this state, i.e. one with multiscale coherent structures, as a state of moist turbulence. In the following sections, we inquire into the long term fate of moist turbulence for differing classes

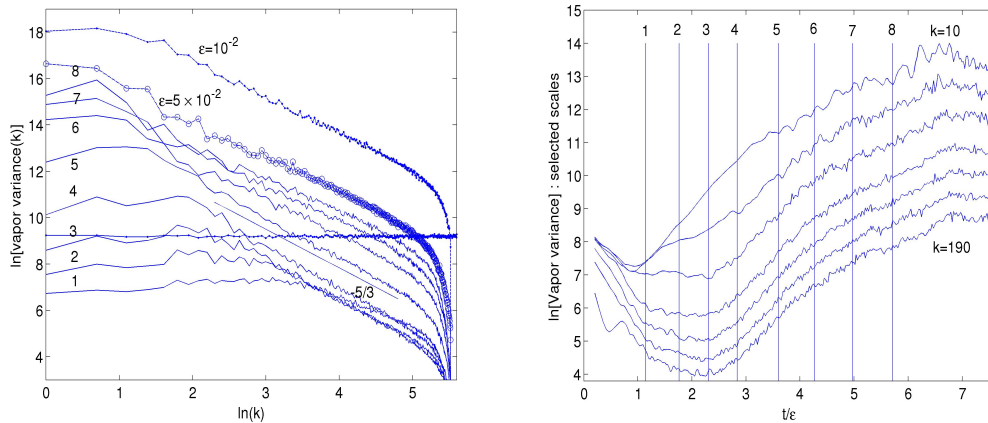


FIG. 3: First panel : A plot of the log of the vapor variance for  $\epsilon = 0.1$  as it evolves in time. The numbers on the plots indicate the time ordering (note that the spacing between these time slices is not equal). The flat line is the initial power spectrum, which as prescribed is uniform in wavenumber. The uppermost two curves with dots and open circles show the invariant vapor variance spectrum for  $\epsilon = 5 \times 10^{-2}$  and  $\epsilon = 10^{-2}$  respectively. Second panel : The growth of variance in time with  $\epsilon = 0.1$  for wavenumbers  $k = 10, 20, 40, 80, 120, 160$  and  $190$ , ordered from top to bottom. The vertical lines denote the times when the spectra are plotted in the first panel.

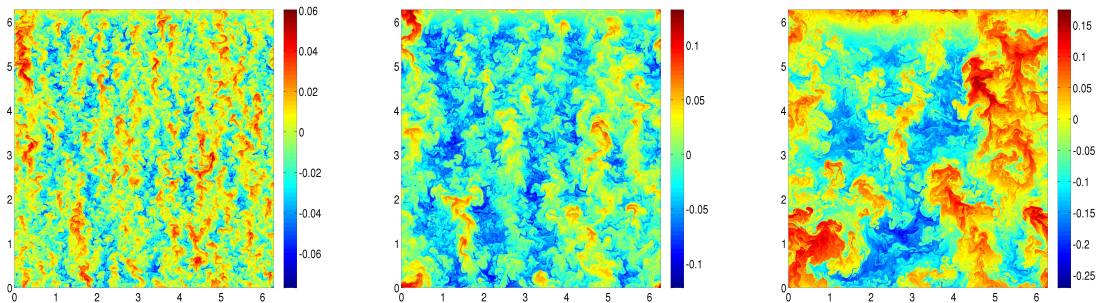


FIG. 4: Evolution of a spatially uncorrelated initial condition for  $\epsilon = 10^{-1}$ . The three panels show the emergent perturbed vapor field ( $q'_v/Q_0$ ) for the time labels 4, 5 and 7 as referred to in Figure 3. The initial condition can be seen in the first panel of Figure 1.

of initial conditions.

### C. Nonlinear evolution : long time behavior

We now proceed to the long-time nonlinear evolution of the system. The simulations are carried out at a resolution of  $350 \times 350$  for  $\epsilon = 10^{-1}, 5 \times 10^{-2}$  and  $10^{-2}$ . In all cases, the evolution was

seen to be similar. We focus on the case  $\epsilon = 10^{-2}$ , but comparative plots from other runs are also presented.

### 1. Initial data with sufficient water substance

We first consider initial data such that the water substance is sufficient to saturate the entire domain. To satisfy this condition we prescribe supersaturation everywhere, and as before  $q'_v$  is a uniformly distributed spatially uncorrelated field. As expected the vapor field evolves from its initially uncorrelated state, and coherent structures develop along with a systematic spectral evolution. In fact, the early behavior of the system and the development of moist turbulence is described in Section III B.

After the spectra of the various fields attain an invariant form, we follow the evolution of the system. In particular, the first two panels of Figure 5 show the horizontal and vertical components of the kinetic energy as functions of nondimensional time for all  $\epsilon = 10^{-2}$  and  $5 \times 10^{-2}$ . In both cases, at early times the components oscillate with comparable contributions to the kinetic energy from the vertical and horizontal portions. But, at a critical time ( $\tau_\epsilon^*$ ) the system experiences a rather abrupt transition beyond which the horizontal component dominates the kinetic energy budget. Note that  $\tau_\epsilon^*$  decreases with  $\epsilon$ , i.e. the transition to horizontal flow dominance is progressively more rapid as  $\epsilon \rightarrow 0$ . Focussing on  $\epsilon = 10^{-2}$ , Figure 6 shows the horizontal flow after  $\frac{t}{\epsilon} = \tau_\epsilon^* \approx 5$ : as is evident, we observe the formation of a VSHF. The VSHF in each case is broad and the flow in each direction occupies approximately half the domain. Though not shown, the development of a VSHF is accompanied by a tendency to saturation. Further, as the vertical velocity becomes very weak, the system also experiences a progressively diminishing amount of heating from condensation and evaporation. In fact, as per (14), the liquid water and temperature are passively advected by the VSHF.

Gathering these pieces together we argue that subsequent to the development of a moist turbulent state, at long times, with sufficient initial water substance, in accordance with the asymptotic state of moist balance, the strongly stratified and rapidly condensing/evaporating system approaches a saturated VSHF.

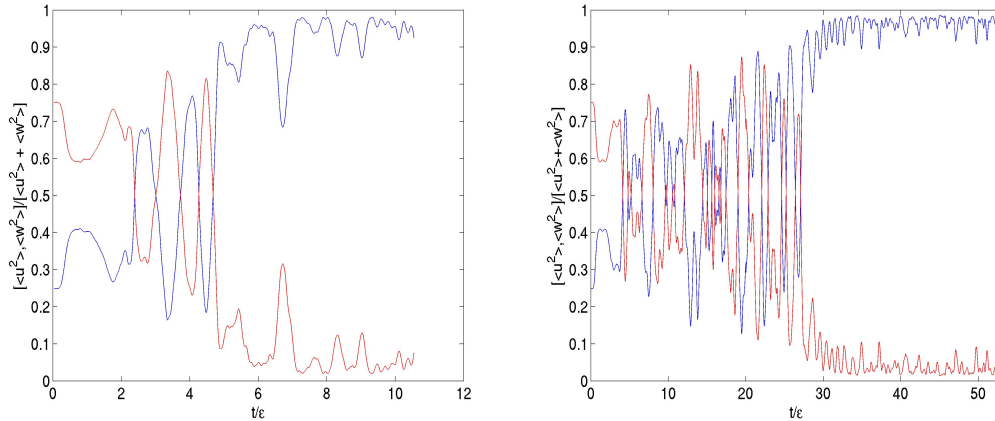


FIG. 5: The first two panels show the contribution of the horizontal (blue) and vertical (red) components to the kinetic energy of the flow as a function of the nondimensional time ( $\frac{t}{\epsilon}$ ) for  $\epsilon = 10^{-2}$  (first panel) and  $\epsilon = 5 \times 10^{-2}$  (second panel).

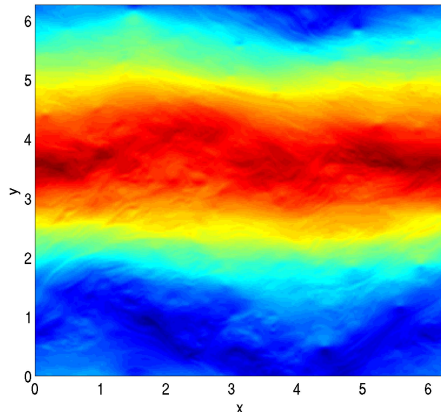


FIG. 6: The horizontal flow with sufficient initial water substance for  $\epsilon = 10^{-2}$  at  $\frac{t}{\epsilon} = 10$ .

## 2. Initial data with insufficient water substance

We now proceed to initial data where the initial water substance cannot saturate the domain. As these are very long time simulations, they are carried out at a resolution of  $256 \times 256$  grid points. To satisfy this condition we supersaturate the domain in a localized Gaussian blob, while undersaturating it in a similar manner in the rest of the domain. A snapshot of the initial vapor field is shown in Figure 7. We ensure that  $q_v(x, z, t = 0) \geq 0$ , the total initial water substance is less than the amount required for the domain to be saturated and that  $q_v'$  is a spatially periodic function. The region of supersaturation ensures that the system evolves without external forcing.

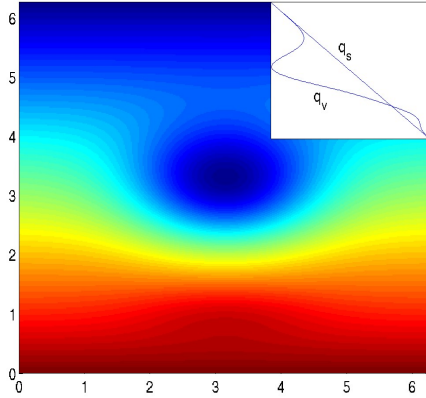


FIG. 7: The initial vapor field when the initial water substance cannot saturate the domain, the inset shows a cross-section of  $q_v$  and  $q_s$  through the center of the domain.

As with the previously considered sufficient class of initial data, the spectral scaling of the various fields evolves to the invariant state described in Section IIIB. After the development of a turbulent flow, we once again follow the evolution of the system. In particular, as in Figure 5, the two panels of Figure 8 show the vertical and horizontal contribution to the kinetic energy as a function of nondimensional time for  $\epsilon = 10^{-2}$  and  $\epsilon = 5 \times 10^{-2}$ . In contrast to initial data with sufficient water substance, clearly we do not observe a transition to horizontal flow dominance. Further, as expected, the domain does not tend to saturation and there is persistent heating/cooling throughout the domain.

Examining Figure 8, we note that the large amplitude oscillations are much slower than the imposed scale of condensation/evaporation (this is evident as the time in the plots has been nondimensionalized by  $\tau_c$ ). Figure 9 shows the variance preserving temporal spectrum of the horizontal and vertical components of the kinetic energy for  $\epsilon = 5 \times 10^{-2}$ . As expected, there is a large amount of power at small frequencies or large time scales. Further, we can clearly see multiple peaks that lie between  $\tau_c$  and  $\tau_c/\epsilon$  which indicates a slow (as compared to  $\tau_c$ ) aperiodicity in the time series. Also, at small time scales (or large frequencies), especially smaller than  $\tau_c$ , the flattening of the red-compensated spectrum shown in the inset of Figure 9 indicates a red noise scaling.

The broad nature of the peak in the inset of Figure 9, as well as the multiple peaks seen in the variance preserving form of the spectrum, suggests an aperiodic or quasiperiodic character to the slow oscillations seen in the components of the kinetic energy. Performing a spectral analysis of the domain averaged heating as well as the mean vapor and liquid water content (not shown)



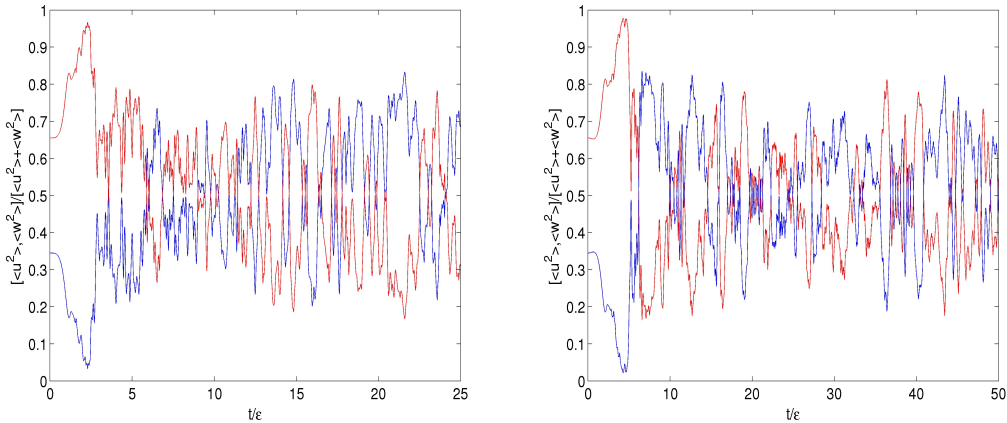


FIG. 8: Same as Figure 5 but with insufficient initial water substance as shown in the second panel of Figure 6. The simulations have been carried out for a significantly longer duration than shown in these plots.

reveals a similar broad peak at long time scales compared to  $\tau_c$ . Quantitatively, the slow time scale has a range from double to approximately  $1/\epsilon$  times the imposed condensation timescale. We have verified that simulations with other values of  $\epsilon$  (specifically,  $\epsilon = 10^{-1}$  and  $10^{-2}$ ) yield similar results.

Therefore, as expected from the asymptotic analysis, when the initial conditions do not have enough water substance to saturate the domain, the system does not attain a state of moist balance. In fact, the system oscillates about moist balance. This can be understood from Figure 8 where we see that, as the contribution of the horizontal flow kinetic energy increases, the system approaches moist balance. But, as the entire domain can never be saturated, the vertical flow kinetic energy soon gains prominence. This cycle repeats aperiodically at the aforementioned slow time scale. It is important to note that while the domain averaged characteristics are modulated at a slow time scale, the various fields maintain their spectral scaling and the system remains in a state of moist turbulence. Finally, even though it is not possible to associate a single timescale with the slow oscillation, we see that its broad peak extends from twice to  $1/\epsilon$  times the imposed scale of condensation (and evaporation).

#### IV. CONCLUSION AND DISCUSSION

We have considered a 2D moist Boussinesq system in a periodic setting with simple condensation and evaporation schemes. In particular, these schemes are designed to push individual parcels

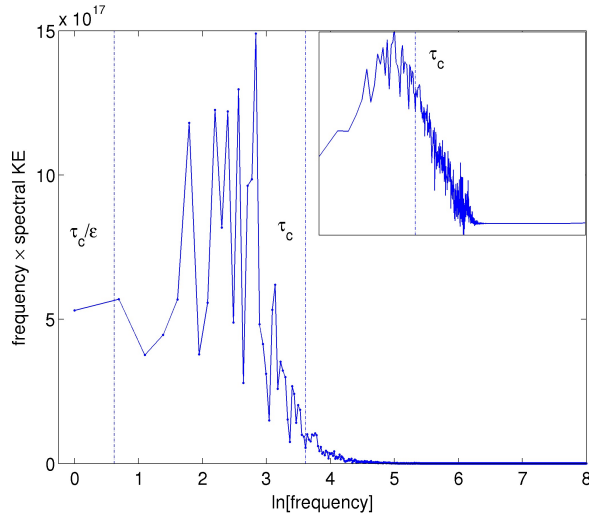


FIG. 9: The power spectrum of the kinetic energy component time series seen in Fig. (8) for  $\epsilon = 5 \times 10^{-2}$ . We consider an average over twelve long segments, each encompassing multiple oscillations seen in the signal. The main plot shows the variance preserving form of the spectrum. The inset shows the red compensated spectrum, i.e. spectrum after a multiplication by the square of the frequency.

towards a saturated state. This allows possibly the simplest scenario wherein we can study the interaction of advection with evaporation and condensation in a dynamically consistent manner. Linearizing the problem about a state of saturation, with no liquid water and hydrostatic balance showed that the most unstable modes were vertically coherent. In fact, in the limit of rapid condensation, the form of the growth rate of the unstable modes took a particularly simple form. A suite of non-dissipative linear simulations verified these predictions.

One of the main questions we wished to address in this work was the development of initially spatially uncorrelated vapor fields. Keeping in mind that the 2D Boussinesq system does not conserve enstrophy, and that there is significant theoretical and numerical evidence showing that the system supports a transfer of energy from large to small scales [16],[17],[18],[19],[20],[21],[22], it was not a priori evident to us that initially uncorrelated fields would develop into coherent structures, or that we would see a growth of energy at large scales. Pursuing nonlinear simulations we observed that coherent structures do emerge spontaneously from spatially uncorrelated initial conditions. Further, the scaling of the vapor variance as well the kinetic and potential energy attained an invariant form and follows a power-law. In fact, the system attains a state that can be aptly described as moist turbulence.

Interestingly, during the nonlinear simulations, the growth of energy at large scales cannot be

attributed to an inverse transfer kind of mechanism seen in pure 2D turbulence wherein energy is transferred from small to large scales. In fact, in an unstable setting, the variance in all fields grew very rapidly at all scales and this rapid growth persisted for a longer time at larger scales leading to a characteristic negatively sloped spectrum. Given that the emergence of coherent structures in the vapor field did not depend on the conservation of enstrophy, we are optimistic that a similar development of multiscale structures from initially uncorrelated fields will be possible in a three-dimensional moist stratified system.

Our other goal was to examine the notion of balance and slowness in physically relevant limits of this idealized moist system. Imposing strong stratification (implying the presence of high frequency gravity waves) along with rapid condensation (implying rapid heating/cooling via condensation/evaporation), we found that, if there is sufficient initial water substance to saturate the entire domain, then the system supports a hydrostatic and saturated VSHF (a state of moist balance). If the initial water substance is not sufficient to saturate the domain, then the state of moist balance is inaccessible and the system evolves via a continual interaction of evaporation and condensation in different regions of the domain.

We began our numerical investigation of the long time development of the system by considering initial conditions that have sufficient water substance. Simulations were carried for a suite of  $\epsilon$  values (for progressively stronger stratification and smaller condensation timescales), and the evolution in each case was similar. As per expectations the system evolved with coherent structures and scaling emerging from initially uncorrelated conditions. After the development of invariant spectra, we followed the horizontal and vertical components of the kinetic energy as a function of nondimensional time ( $t/\epsilon$ ). At small times, we noted oscillations with equal contribution from either component at different times. However, at  $\frac{t}{\epsilon} = \tau_{\epsilon}^*$ , we observed a rather abrupt transition beyond which the horizontal component dominated the kinetic energy budget. Examining the state of the flow after  $\frac{t}{\epsilon} = \tau_{\epsilon}^*$ , we noted the formation of a persistent and dominant VSHF. In addition, the vapor field tended to saturation for  $\frac{t}{\epsilon} \gg \tau_{\epsilon}^*$ . In essence, with sufficient initial water substance, we saw that, the system (at long times) tends to the asymptotic state of moist balance.

We then proceeded to initial conditions which were insufficient in initial water substance. The now generic behavior involving coherent structures and scaling was observed, but as expected from the asymptotic analysis, the system did not evolve to a state of moist balance. In fact, an analysis of the vertical and horizontal kinetic energy (as well as other domain averaged time series such as the heating and potential energy), revealed dominant slow aperiodic or quasiperiodic

oscillations and a fine temporal structure within each such oscillation. The period associated with these slow oscillations was much larger than the imposed condensation/evaporation time scale ( $\tau_c$ ), and therefore the system was modulated on a relatively slow time scale. In particular, the slow oscillation was seen to range from twice to  $1/\epsilon$  times the imposed timescale of condensation (and evaporation). We emphasize that the spectral scaling of the various fields (noted earlier) persists in these conditions, i.e. even though the system experiences a series of slow oscillations about the state of moist balance, all fields maintain their characteristic scaling and, in essence, the system remains in a state of moist turbulence.

*Acknowledgements* : JS would like to acknowledge many fruitful discussions with V. Venugopal (CAOS, IISc). Financial support for JS and LMS was provided by NSF CMG 0529596 and the DOE Multiscale Mathematics program (DE-FG02-05ER25703).

- 
- [1] R.T. Pierrehumbert, "The hydrologic cycle in deep-time climate problems," *Nature*, **419**, 191 (2002).
  - [2] T. Schneider, P.A. O’Gorman, and X.J. Levine "Water vapor and the dynamics of climate changes," *Rev. Geophys.* **48** RG3001, doi:10.1029/2009RG000302 (2010).
  - [3] K.A. Emanuel, J.D. Neelin and C.S. Bretherton, "On Large-Scale Circulations in Convecting Atmospheres" *Quart. J. Roy. Met. Soc.* **120**, 1111 (1994).
  - [4] D.M.W. Frierson, "Midlatitude Static Stability in Simple and Comprehensive General Circulation Models" *J. Atmos. Sci.* **65**, 1049 (2008).
  - [5] J. Sukhatme and W.R. Young, "The advection-condensation model and water vapour PDFs," *Quart. Journal of the Royal Meteorological Society*, DOI: 10.1002/qj.869 (2011).
  - [6] M.-P. Lelong and J. Riley, "Internal wave-vortical mode interactions in strongly stratified flows," *J. Fluid. Mech.* **232**, 1 (1991).
  - [7] P. Bartello, "Geostrophic adjustment and inverse cascades in rotating stratified turbulence," *J. Atmos. Sci.* **52**, 4410 (1995).
  - [8] J. Sukhatme and L.M. Smith, "Vortical and Wave Modes in 3D Rotating Stratified Flows :Random Large Scale Forcing," *Geophys. Astrophys. Fluid Dynamics*, **102**, 437 (2008).
  - [9] P.F. Embid and A.J. Majda, "Low Froude number limiting dynamics for stably stratified flow with small or finite Rossby numbers," *Geophys. Astrophys. Fluid Dynamics*, **87**, 1 (1998).
  - [10] L.M. Smith and F. Waleffe, "Generation of slow large-scales in forced rotating stratified turbulence," *J. Fluid. Mech.* **451**, 145 (2002).
  - [11] A. Celani, A. Mazzino and M. Vergassola, "Thermal plume turbulence," *Phys. of Fluids*, **13**, 2133

- (2001).
- [12] V. Lvov, "Spectra of velocity and temperature fluctuations with constant entropy flux of fully developed free-convective turbulence," *Phys. Rev. Lett.* **67**, 687 (1991).
  - [13] A. Brandenburg, "Energy spectra in a model for convective turbulence," *Phys. Rev. Lett.* **69**, 605 (1992).
  - [14] L.M. Smith, "Numerical study of two-dimensional stratified turbulence," *Contemporary Mathematics* **283**, 91 (2001).
  - [15] S. Toh and E. Suzuki, "Entropy cascade and energy inverse transfer in two-dimensional convective turbulence," *Phys. Rev. Lett.* **73**, 1501 (1994).
  - [16] A.D. McEwan and R.M. Robinson, "Parametric-instability of internal gravity waves," *J Fluid. Mech.* **67**, 667 (1975).
  - [17] R.P. Mied, "Occurrence of Parametric-instabilities in finite-amplitude internal gravity-waves," *J Fluid. Mech.* **78**, 763 (1976).
  - [18] J. Klostermeyer, "On Parametric-instabilities of finite-amplitude internal gravity-waves," *J Fluid. Mech.* **119**, 367 (1982).
  - [19] I. Orlanski and C. Cerasoli, "Resonant and non-resonant wave-wave interactions for internal gravity waves," in *Marine Turbulence*, Elsevier Oceanography Series 28, ed. J. Nihoul, 65 (1980).
  - [20] P. Bouruet-Aubertot, J. Sommeria J and C. Staquet, "Breaking of standing internal gravity waves through two-dimensional instabilities," *J. Fluid. Mech.* **285**, 265 (1995).
  - [21] P. Bouruet-Aubertot, J. Sommeria J and C. Staquet, "Stratified turbulence produced by internal wave breaking : two-dimensional numerical experiments," *Dyn. Ocean Atmos.* **23**, 357 (1996).
  - [22] J. Sukhatme and L.M. Smith, "Self-similarity in decaying two-dimensional stably stratified adjustment," *Phys. of Fluids*, **19**, 036603 (2007).
  - [23] A. Pumir and E. Siggia, "Finite-time singularities in the axisymmetric three-dimension Euler equations," *Phys. Rev. Lett.* **68**, 1511 (1992).
  - [24] E. Weinan and C.W. Shu, "Small scale structures in Boussinesq convection," *Phys. of Fluids*, **6**, 49 (1994).
  - [25] A.J. Majda and A. Bertozzi, *Vorticity and Incompressible Flows*, Cambridge University Press, Cambridge UK (2001).
  - [26] D. Cordoba and C. Fefferman, "Behavior of several 2D fluid equations in singular scenarios," *PNAS*, **98**, 4311 (2001).
  - [27] T. Hmidi and S. Keraani, "On the global well-posedness of the two-dimensional Boussinesq system with a zero diffusivity," *Adv. Differential Equations*, **12**, 461 (2007).
  - [28] T. Hou and C. Li, "Global well-posedness of the viscous Boussinesq equations," *Discrete and Continuous Dynamical Systems - Series A*, **12**, 1 (2005).
  - [29] X.-Y. Huang, "The organization of moist convection by internal gravity waves," *Tellus* **42A**, 270 (1990).
  - [30] M.T. Montgomery and B.F. Farrell, "Tropical cyclone formation," *J. Atmos. Sci.* **50**, 285 (1993).

- [31] A.J. Majda, Y. Xing and M. Mohammadian, "Moist Multi-Scale Models for the Hurricane Embryo," *J. Fluid Mech.* **657**, 478 (2010).
- [32] K.L. Seitter and H-L Kuo, "The dynamical structure of squall-line type thunderstorms," *J. Atmos. Sci.* **40**, 2831 (1983).
- [33] A.J. Majda and Y. Xing, "New Multi-Scale Models on Mesoscales and Squall Lines," *Comm. Math. Sci.* **8**, 113 (2010).
- [34] K.L. Seitter, "A Numerical Study of Atmospheric Density Current Motion Including the Effects of Condensation," *J. Atmos. Sci.* **43**, 3068 (1986).
- [35] T. Asai and I. Nakasuji, "A further study of the preferred mode of cumulus convection in a conditionally unstable atmosphere," *Tellus*, **60**, 425 (1982).
- [36] K. A. Emanuel, "Some dynamical aspects of precipitating convection," *J. Atmos. Sci.* **43**, 2183 (1986).
- [37] W. Grabowski, P.K. Smolarkiewicz, "CRCP: a Cloud Resolving Convection Parameterization for modeling the tropical convecting atmosphere," *Physica D* **133**, 171 (1999).
- [38] W. Grabowski, "An improved framework for superparameterization," *J. Atmos. Sci.* **61**, 1940 (2003).
- [39] A.J. Majda, "Multiscale Models with Moisture and Systematic Strategies for Superparameterization," *J. Atmos. Sci.* **64**, 2726 (2007).
- [40] E.N. Lorenz, "Attractor sets and quasi-geostrophic equilibrium," *J. Atmos. Sci.* **37**, 1685 (1980).
- [41] C.E. Leith, "Non-linear normal mode initialization and quasi-geostrophic theory," *J. Atmos. Sci.* **37**, 958 (1980).
- [42] T. Warn, "Nonlinear balance and quasi-geostrophic sets." *Atmosphere-Ocean* **35**, 135 (1997).
- [43] R. Daley, *Atmospheric Data Analysis*, Cambridge University Press, Cambridge UK (1991).
- [44] J. Vanneste, "Wave radiation by balanced motion in a simple model," *SIAM journal on Applied Dynamical Systems* **5**, 783 (2006).
- [45] A. Babin, A. Mahalov, B. Nicolaenko and Y. Zhou, "On the asymptotic regimes and the strongly stratified limit of rotating Boussinesq equations," *Theoretical and Computational Fluid Dynamics*, **9**, 223 (1997).
- [46] K. Spyksma, P. Bartello and M.K. Yau, "A Boussinesq moist turbulence model," *Journal of Turbulence* **7**, 1 (2006).
- [47] D.M.W. Frierson, O. Paulius and A.J. Majda, "Large Scale Dynamics of Precipitation Fronts in the Tropical Atmosphere: A Novel Relaxation Limit," *Comm. Math. Sci.* **2**, 591 (2004).
- [48] O. Paulius and J. Schumacher, "Idealized moist Rayleigh-Bernard convection with a piecewise linear equation of state," *Comm. Math. Sci.* **8**, 295 (2010).
- [49] A. Celani, A. Mazzino, A. Seminara and M. Tizzi, "Droplet condensation in two-dimensional Bolgiano turbulence," *Journal of Turbulence* **8**, 1 (2007).
- [50] R. Klein and A.J. Majda, "Systematic multiscale models for deep convection on mesoscales," *Theor. Comp. Flu. Dyn.* **20**, 525 (2006).
- [51] A.J. Majda, Y. Xing and M. Mohammadian, "Vertically Sheared Horizontal Flow with Mass Sources:

- A Canonical Balanced Model,” *Geophys. Astrophys. Fluid Dyn.* **102**, 543 (2008).
- [52] M.E. Maltrud and G.K Vallis, ”Energy spectra and coherent structures in forced two-dimensional and beta-plane turbulence,” *J. Fluid Mech.* **228**, 321 (1991).