

Direct Detection of Sub-GeV Dark Matter

Rouven Essig,¹ Jeremy Mardon,^{2,3,4} and Tomer Volansky^{2,3}

¹*SLAC National Accelerator Laboratory, Stanford University, Menlo Park, CA 94025*

²*Berkeley Center for Theoretical Physics, Department of Physics, University of California, Berkeley, CA 94720*

³*Lawrence Berkeley National Laboratory, Berkeley, CA 94720*

⁴*Stanford Institute for Theoretical Physics, Department of Physics, Stanford University, Stanford, CA 94305*

Direct detection strategies are proposed for dark matter particles with MeV to GeV mass. In this largely unexplored mass range, dark matter scattering with electrons can cause single-electron ionization signals, which are detectable with current technology. Ultraviolet photons, individual ions, and heat are interesting alternative signals. Focusing on ionization, we calculate the expected dark matter scattering rates and estimate the sensitivity of possible experiments. Backgrounds that may be relevant are discussed. Theoretically interesting models can be probed with existing technologies, and may even be within reach using ongoing direct detection experiments. Significant improvements in sensitivity should be possible with dedicated experiments, opening up a window to new regions in dark matter parameter space.

INTRODUCTION

The identity of Dark Matter (DM) is unknown. The well studied paradigm of DM consisting of Weakly Interacting Massive Particles (WIMPs) with masses around the Weak scale is attractive: a WIMP naturally has the correct thermal relic abundance and appears in many new physics models that explain the hierarchy problem. A WIMP is also an ideal experimental target, with many direct and indirect DM and collider experiments currently searching for it. It is possible, however, that this theoretical prejudice has been misleading. In particular, despite significant experimental effort, no unambiguous direct or indirect evidence for WIMPs has been obtained to date. It is important therefore to explore other theoretically motivated scenarios.

An interesting possibility is *light DM (LDM)*, with masses in the keV to GeV range. Such LDM is theoretically motivated and may naturally occur if DM does not couple strongly to the visible sector. In particular, the mass of a particle residing in a hidden sector may originate from Weak scale dynamics but be suppressed by small couplings between the hidden and visible sectors (see e.g. [1–5] and references therein). While considerable study is still in order, many existing models can accommodate LDM, including WIMPLESS [6], “MeV” [7–12], asymmetric [13–16], bosonic super-WIMP [17], Axino [18–20], gravitino [21], and sterile neutrino DM (see review in [22]).

In this letter, we focus on the MeV to GeV mass range. We argue that simple experimental setups can allow for the direct detection of LDM and can probe a wide class of models. Sensitivity to LDM is already within reach with existing technologies, as will be demonstrated explicitly with XENON10 data in [23], and might also be possible with current direct detection experiments such as XENON100 [24], LUX [25], and CDMS [26]. Dedicated experiments may significantly improve the sensitivity for LDM. This letter aims in part at initiating the

effort towards probing this mass range with direct detection experiments. Many details and a more comprehensive discussion of possible direct detection avenues are postponed to [27].

BASIC PROPOSAL

Current direct detection experiments search for nuclear recoils caused by DM scattering. For LDM, the average energy transferred in an elastic nuclear recoil is $E_{\text{nr}} = q^2/2m_N \simeq 1 \text{ eV} \times (m_{\text{DM}}/100 \text{ MeV})^2 (10 \text{ GeV}/m_N)$, where m_N is the mass of the nucleus, $q \sim m_{\text{DM}}v$ is the momentum transferred, and $v \simeq 10^{-3}$ is the DM velocity. This *nuclear* recoil energy is well below the lowest thresholds achieved in existing direct detection experiments. Consequently, vanilla elastic scattering with the nucleus does not allow for the detection of DM much below the GeV mass scale.

In contrast, the total energy available in the scattering is significantly larger, $E_{\text{tot}} \simeq m_{\text{DM}}v^2/2 \simeq 50 \text{ eV} \times (m_{\text{DM}}/100 \text{ MeV})$, and may easily suffice to trigger inelastic atomic processes that could lead to visible signals. We identify three leading possibilities:

- *Electron ionization (DM-electron scattering).*
- *Electronic excitation (DM-electron scattering).*
- *Molecular dissociation (DM-nuclear scattering).*

These processes typically require energies of 1–10 eV, and so may be caused by scattering of DM particles with mass as small as $\mathcal{O}(\text{MeV})$, through interaction with electrons, nuclei, or the electromagnetic field (e.g. via higher dimension operators). The resulting signals are small, but the technology to detect them is feasible, and in some cases already established. Three types of signals that may be particularly promising are [72]:

Individual electrons. An electron may be ionized (or, in semiconductors, excited to a conduction band) by

DM-electron scattering. Signal amplification can be achieved in certain materials by drifting the electron in an applied electric field, causing it to scatter and produce an observable secondary signal. The primary recoiling electron can also ionize other electrons.

Individual photons. Following an inelastic process such as atomic excitation, de-excitation may produce photons, which could escape the target and be detected if they are not efficiently reabsorbed. This may require a two (or more) step de-excitation, in which at least one photon does not sit on a resonance for reabsorption and can propagate over long distances [28]. Such multi-step de-excitations are natural in atoms and molecules. The main experimental challenge for detecting individual photons lies in reducing the noise and dark count levels. Current capabilities seem to imply a somewhat higher (but still potentially interesting) experimental threshold, as only signals with more than one photon would be resolved above noise.

Individual ions. Ions could be produced either by ionizing electrons, or as the result of molecular dissociation. The latter probes primarily nuclear rather than electronic interactions, and so may be an interesting complimentary direction to pursue. The technology, however, for using molecular targets and detecting individual ions still needs to be established.

Heat/phonons. Much of the energy deposited by LDM scattering may emerge as phonons or heat, especially if any charge carriers produced are not drifted away from the interaction site by an electric field. This may be detectable with ultra-low threshold bolometers, such as the one recently proposed in [29].

A discovery of DM may be possible by searching for one or more of the above signals. Since the backgrounds to these signals are currently not well understood (see below), it remains to be seen whether the background-free detection capabilities found in current WIMP searches can be achieved. In any case, a discovery is possible through the observation of the annual modulation of the signal [30]. To illustrate the principle of LDM direct detection, we focus for the remainder of this letter on the detection of individual electrons produced by DM-electron scattering. We postpone further study of the prospects for LDM searches using photons, phonons, and ions to an upcoming publication [27].

The capability to measure single electrons was demonstrated in both the ZEPLIN-II [31] and XENON10 [32, 33] experiments. This depends in both cases on the physical amplification achieved by drifting the electrons through

gas-phase xenon, which produces detectable scintillation photons. The same principle works in semiconductor targets, where drifting electrons induce observable phonons. Low threshold detectors may be achieved by maximally exploiting this effect [34], including the “CDMS Light” mode of operation [35] of CDMS ZIP detectors. We note that, while lacking single electron detection capability, CDMS Light may be able to probe LDM, calling for a careful study. A further possibility is to apply a large drift field where a single electron can trigger an avalanche, leading to a potentially observable current. This has been demonstrated in gas based detectors [36], and proposed in semiconductor detectors [37]. In summary, a variety of detection principles sensitive to LDM scattering seem realistic.

DIRECT DETECTION RATES

We now present formulae for the rates of LDM scattering in a target material to produce observable electrons. For atomic or molecular materials this means ionizing an electron, while for semiconductors (and insulators) it means exciting a valence electron to a conduction band. The cross sections for these processes involve atomic form-factors and may significantly differ from scattering with a free electron. Indeed, the presence of the binding potential introduces two competing effects, one which acts to enhance the scattering cross section and the other to suppress it.

The enhancement occurs due to the attractive potential around the nucleus. Semiclassically, energy conservation implies that an electron that escapes with momentum p far from the atom must have initially scattered with some larger momentum p_0 . The volume of phase space available is then $p_0^2 dp_0$, rather than the smaller $p^2 dp$, and the scattering rate is increased correspondingly. More formally, the effect is due to the distortion of the escaping electron wavefunction in the vicinity of the atom. It is familiar from beta decays, where the differential rate is enhanced by the Fermi-factor $F(p, Z_{\text{eff}}) = |\psi_{\text{exact}}(0)/\psi_{\text{free}}(0)|^2$. In the non-relativistic limit it takes the form

$$F(p, Z_{\text{eff}}) = \frac{2\pi\eta}{1 - e^{-2\pi\eta}}, \quad \eta = Z_{\text{eff}} \frac{\alpha m_e}{p}, \quad (1)$$

where Z_{eff} is the effective charge felt by the escaping electron. $F(p, Z_{\text{eff}})$ grows as $1/p$, as a slowly-escaping electron is more affected by the potential well. This is nothing other than the Sommerfeld enhancement (for a concise review see [1]), but occurring to an outgoing rather than an incoming state. For the case at hand the interaction is delocalized across the atom, whereas in beta decay it is confined to the origin. However the effect is qualitatively the same, and in both cases the low- p behaviour is straightforward to derive from the phase space

argument.

Due to the uncertainty in its initial momentum, a bound electron may escape with a given momentum p after receiving *any* momentum transfer q . However, there is a significant penalty on those regions of phase space where q deviates too far from the typical size, $q_0 \sim \alpha m_e$, associated with the atomic process. This can come into conflict with the kinematic requirement on the DM velocity needed to overcome the electron's binding energy,

$$v > v_{\min} = \frac{\Delta E_B + E_R}{q} + \frac{q}{2m_\chi}, \quad (2)$$

where $\Delta E_B + E_R$ is the total energy transferred to the electron (binding + recoil). Given that the typical size of the DM velocity is $10^{-3}c$, transitions in which $\Delta E_B \gtrsim 10^{-3}q_0$ receive a suppression relative to free electron scattering. It follows that one way to maximize rates is to use elements with high Z , which exhibit a deep potential, while another is to minimize ΔE_e by using semiconductors targets. Since electrons then only need to be excited across the band gap, the energy required is significantly smaller.

We now assume DM interacts directly with electrons, and parametrize its coupling in a model-independent way with a reference cross section $\bar{\sigma}_e$, and a dark-matter form-factor $F_{\text{DM}}(q)$:

$$\bar{\sigma}_e \equiv \frac{\mu_{\chi e}^2}{16\pi m_\chi^2 m_e^2} \overline{|\mathcal{M}_{\chi e}(q)|^2} \Big|_{q^2=\alpha^2 m_e^2}, \quad (3)$$

$$\overline{|\mathcal{M}_{\chi e}(q)|^2} = \overline{|\mathcal{M}_{\chi e}(q)|^2} \Big|_{q^2=\alpha^2 m_e^2} \times |F_{\text{DM}}(q)|^2. \quad (4)$$

$\bar{\sigma}_e$ is equal to the non-relativistic dark-matter–electron elastic scattering cross section, but with the 3-momentum transfer q fixed to the reference value αm_e (appropriate for atomic processes). Here $\overline{|\mathcal{M}_{\chi e}(q)|^2}$ is the squared matrix element for dark-matter–electron scattering, averaged over initial and summed over final spin states. We assume the DM form-factor has no directional dependence.

Ionization in Atoms. Dark matter may scatter with an electron bound in energy level i , ionizing it to an unbound state with positive energy, $E_R = \frac{k'^2}{2m_e}$ (see also [38, 39]). At large distances the unbound wavefunction $\tilde{\psi}_{k'l'm'}(\mathbf{x})$ is that of a free spherical wave, but near the origin it is modified by the presence of the ion from which it escaped. Taking into account the density of unbound states, the thermally averaged differential cross section is given by:

$$\frac{d\langle\sigma_{ion}^i v\rangle}{d\ln E_R} = \frac{\bar{\sigma}_e}{8\mu_{\chi e}^2} \int dq dq |f_{ion}^i(k', q)|^2 |F_{\text{DM}}(q)|^2 \eta(v_{\min}) \quad (5)$$

where $\eta(v_{\min})$ has its usual meaning $\langle \frac{1}{2}\theta(v-v_{\min}) \rangle$ and

$f_{ion}^i(k', q)$ is the form-factor for ionization:

$$|f_{ion}^i(k', q)|^2 = \frac{2k'^3}{(2\pi)^3} \sum_{\text{degen. states}} \left| \int d^3x \tilde{\psi}_{k'l'm'}^*(\mathbf{x}) \psi_i(\mathbf{x}) e^{i\mathbf{q}\cdot\mathbf{x}} \right|^2 \quad (6)$$

Here the sum is over all final state angular variables l' and m' , and over all degenerate, occupied initial states. The unbound wavefunctions are normalized to $\langle \tilde{\psi}_{k'l'm'} | \tilde{\psi}_{klm} \rangle = (2\pi)^3 \delta_{l'l'} \delta_{m'm} \frac{1}{k^2} \delta(k' - k)$.

In practice, since the correct unbounded wavefunctions are tedious to compute, it is useful to approximate the outgoing electron as a free plane wave. In this case, for a spherically symmetric atom with full shells, the form-factor reduces to $(2l+1)k'^2/(4\pi^3 q) \int k dk |\chi_{nl}(k)|^2$, with integration limits $|k' \pm q|$. Here χ_{nl} is the radial part of the momentum-space wavefunction for the bound electron in the nl shell, normalized to $\int k^2 dk |\chi_{nl}(k)|^2 = (2\pi)^3$. The rate computed can then be corrected by the Fermi-factor, Eq. (1), using an appropriate Z_{eff} . We use the tabulated numerical RHF wavefunctions from [40], and take $Z_{\text{eff}} = 1$, which is a slightly conservative choice since within the atom the true potential is somewhat larger.

As a cross-check, we also solved the radial Schrödinger equation for the exact unbound wavefunctions, using the effective potential extracted from the bounded wavefunctions directly, and computed the event rates according to Eq. (6). The rates calculated using the previous method agree with this more exact calculation to within $\mathcal{O}(30\%)$ for outer-shell electrons, while for inner-shells, agreement requires somewhat larger Z_{eff} . Since the outer-shell electrons dominate the total rate, this justifies our use of $Z_{\text{eff}} = 1$ in the Fermi-factor.

The above leads to a differential event rate,

$$\begin{aligned} \frac{dR_{ion}}{d\ln E_R} &= N_T \frac{\rho_\chi}{m_\chi} \frac{d\langle\sigma_{ion} v\rangle}{d\ln E_R} \\ &= \frac{6.2 \text{ events}}{A \text{ kg-day}} \left(\frac{\rho_\chi}{0.4 \frac{\text{GeV}}{\text{cm}^3}} \right) \left(\frac{\bar{\sigma}_e}{10^{-40} \text{cm}^2} \right) \\ &\quad \times \left(\frac{10 \text{MeV}}{m_\chi} \right) \frac{d\langle\sigma_{ion} v\rangle/d\ln E_R}{10^{-3} \bar{\sigma}_e}, \end{aligned} \quad (7)$$

where N_T is the number of target nuclei per unit mass, A is the mass-number of the target material, and ρ_χ is the local density of χ .

Ionizations in Crystals. Due to their band structure, crystals have a great potential for significantly lowering the interaction threshold. Upon scattering, an electron is excited from a valence band to a conduction band, where it may be drifted and detected. The scattering rate is derived in a similar manner to that for excitations and ionizations. The main difference lies in that the electrons reside in energy bands and are described via Bloch wave

functions, $\psi_{i,\mathbf{k}}(\mathbf{x})$,

$$\psi_{i,\mathbf{k}}(\mathbf{x}) = \frac{1}{\sqrt{V}} \sum_{\mathbf{G}} \psi_i(\mathbf{k} + \mathbf{G}) e^{i(\mathbf{k} + \mathbf{G})\mathbf{x}}. \quad (8)$$

Here i is the band index, \mathbf{k} is the electron momentum in the first Brillouin Zone (BZ), \mathbf{G} are the vectors in the reciprocal lattice and V is the lattice volume.

Since the crystal axis defines a preferred direction, the scattering rate depends in principle on the orientation of the crystal. For an interaction that excites the electron from a valence energy band i to a conduction band i' , one finds the velocity averaged cross section,

$$\langle \sigma_{cr}^{i \rightarrow i'} v \rangle = \quad (9)$$

$$\bar{\sigma}_e \int \frac{q dq}{\mu_{\chi e}^2} |F_{DM}(q)|^2 \int_{BZ} \frac{V d^3 k}{(2\pi)^3} \langle \mathcal{F}_{i \rightarrow i'}^2(\mathbf{q}, \mathbf{k}, v_{\min}) \rangle, \quad (10)$$

$$\langle \mathcal{F}_{i \rightarrow i'}^2(\mathbf{q}, \mathbf{k}, v_{\min}) \rangle = \int \frac{d^3 v}{v} \int \frac{d\phi_v}{2\pi} |f_{cryst}^{i \rightarrow i'}(\mathbf{q}, \mathbf{k})|^2 f_{MB}(\mathbf{v}) \theta(v - v_{\min}), \quad (11)$$

$$v_{\min} = \frac{\Delta E_B}{q} + \frac{q}{2m_\chi}.$$

Here, f_{MB} is the Maxwell-Boltzmann velocity distribution, and ϕ_v is defined on the plane perpendicular to the direction of the incoming DM velocity, v . The form-factor, $f_{cryst}^{i \rightarrow i'}(\mathbf{q}, \mathbf{k})$, is given by,

$$f_{cryst}^{i \rightarrow i'}(\mathbf{q}, \mathbf{k}) = \sum_{\mathbf{G}} \psi_{i'}^*(\mathbf{k} + \mathbf{G} + \mathbf{q}) \psi_i(\mathbf{k} + \mathbf{G}). \quad (12)$$

The energy gap is given by $\Delta E_B = E_{i'}(\mathbf{k} + \mathbf{q}) - E_i(\mathbf{k})$ and hence the integrals over \mathbf{k} , \mathbf{v} , and ϕ_v all convolve the form-factor with the velocity distribution and encode the directional dependence of the rate. The study of directionality is postponed to future work. For simplicity, below we average over the form-factor, and take

$$\langle \mathcal{F}_{i \rightarrow i'}^2(\mathbf{q}, \mathbf{k}, v_{\min}) \rangle = \int \frac{d\Omega}{4\pi} |f_{i \rightarrow i'}(\mathbf{q}, \mathbf{k})|^2 \eta(v_{\min}). \quad (13)$$

We compute the crystal band structure and single electron wave functions using the QUANTUM ESPRESSO [41] package which employs a local density approximation (LDA) within the density-functional theory. The computation is done on a mesh of \mathbf{k} -vectors [42] and a regular grid of \mathbf{G} -vectors with a cutoff, $|\mathbf{k} + \mathbf{G}|^2/2m_e < E_{\text{cut}}$, taken to be 50 Ry. We use a BHS pseudopotential [43, 44], found in [45]. The total cross section is obtained by summing over all occupied energy bands, i and all conducting bands, i' in Eq. (9). Hence a large number of unoccupied states should, in principle, be included. In practice, however, we find that including 24 energy bands is sufficient, and corrections from higher bands are negligible.

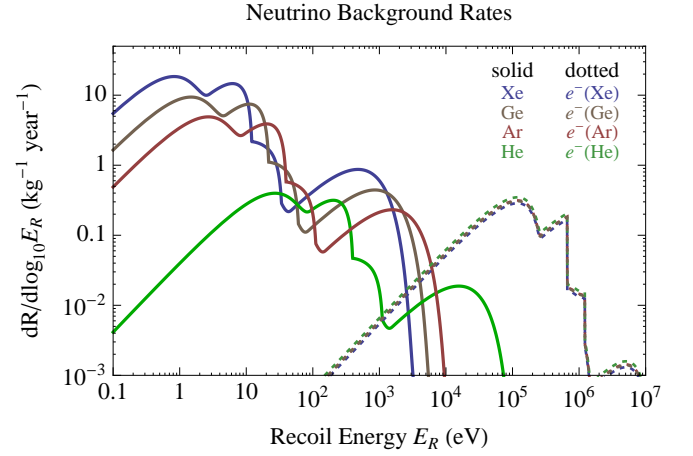


FIG. 1: Background solar neutrino rates per kg-year. Solid lines show rates for neutrino scattering off nuclei of xenon (blue), germanium (brown), argon (red), and helium (green). These are not expected to significantly contribute to the ionized electron signal from LDM-electron scattering. Dotted lines, with same color coding as above, show rates for neutrino scattering off electrons. These rates are small and peak at higher energies than LDM-electron scattering.

BACKGROUNDS

Control over backgrounds is crucial for a successful LDM search. However, the backgrounds to very low energy signals, such as individual ionized electrons, are neither well measured nor well understood, and current direct detection experiments have not attempted to mitigate them. One would expect that dedicated detector designs would allow significant improvements. Here we provide a brief qualitative discussion of several possible backgrounds, paying more attention to the well-understood and irreducible neutrino background. Additional discussion can be found in [29, 31–33].

Radioactive impurities. Radioactive decays typically deposit energy well above a keV, and so should be easily distinguished from the much lower energy DM signal. However, occasional low-energy events will occur, such as gamma rays escaping the detector after only a single, small-angle scatter, or electrons from the low-energy tail of beta-decay spectra. These events are phase-space suppressed by orders of magnitude relative to the total radioactive decay rate.

Surface events. As in conventional direct detection experiments, higher-energy surface events may appear to have spuriously low energies due to partial signal collection. The position reconstruction required to reject this background may require new experimental designs, since existing detectors cannot reconstruct the z -position of very low energy events.

Secondary events. The primary signal of a higher-energy background may be accompanied by a num-

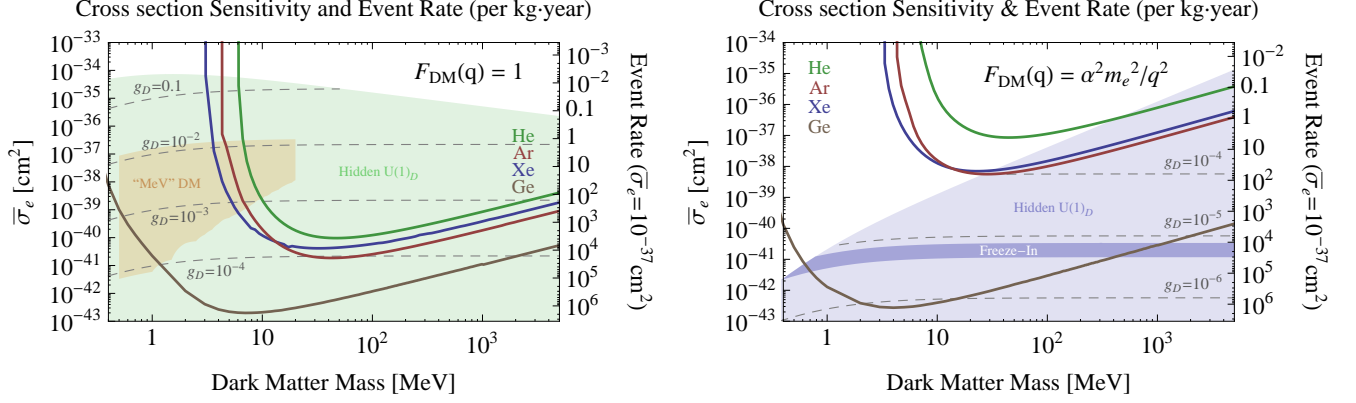


FIG. 2: The cross section exclusion reach (left axis) at 95% confidence level for 1 kg-year of exposure, assuming only the irreducible neutrino background. This corresponds to the cross section for which 3.6 events are expected after 1 kg-year. The right axis shows the event rate assuming a cross section of $\bar{\sigma}_e = 10^{-37} \text{ cm}^2$. Results are shown for xenon (blue), argon (red), germanium (brown), and helium (green) targets. **Left:** Models with no DM form-factor. The green shaded area indicates the allowed region for hidden $U(1)_D$ models with $m_{A_D} \gtrsim 10 \text{ MeV}$. The orange shaded area is the region in which a particular model of “MeV” DM can explain the INTEGRAL 511 keV γ -rays from the galactic bulge [9]. **Right:** Models with a very light scalar or vector mediator, for which $F_{\text{DM}} = \alpha^2 m_e^2 / q^2$. The blue region indicates the allowed parameter space for a hidden $U(1)_D$ model with a very light ($\ll \text{keV}$) hidden photon. The darker blue band corresponds to the “Freeze-In” region. For illustration, constant g_D contours are shown with dashed lines, assuming $m_{A_D} = 8 \text{ MeV}$ and $\varepsilon = 2 \times 10^{-3}$ (left plot) and $m_{A_D} = 1 \text{ MeV}$ and $\varepsilon = 7 \times 10^{-9}$ (right plot). For more details see the text and the Appendix.

ber of very low energy events. This effect was observed for single-electron events in ZEPLIN-II [31] and XENON10 [32, 33]. One possible explanation is the secondary ionization of impurities (e.g. oxygen) or of xenon atoms by primary scintillation photons. Such a background could be reduced by vetoing events occurring too close in time to a large event. Another possible explanation is that electrons captured by impurities may eventually be released and detected a significant time after the primary event that produced them. The long lifetime of ionized impurities (e.g. an O_2^- ion takes several seconds to drift to the anode in ZEPLIN-II) may limit the effectiveness of a timing veto, and in this case improvements in purification would be important.

Neutrons. Current direct detection experiments are effective at shielding against neutron backgrounds. Modification of existing designs to minimize the very low energy neutron scattering relevant for LDM detection could yield further improvements.

Neutrinos. Neutrino scattering with electrons and nuclei generates a small but irreducible background. As with WIMP searches, this may set the ultimate limit to the reach of LDM direct detection experiments. The neutrino background is overwhelmingly dominated by solar neutrinos, which are theoretically well understood but only partially measured. Solar neutrinos have typical energies between 100 keV and 20 MeV and scatter with a rate given by:

$$\frac{dR}{dE_R} = \int_{E_\nu^{\min}}^{\infty} dE_\nu \frac{d\Phi_\nu}{dE_\nu} \frac{d\sigma}{dE_R}, \quad (14)$$

where $E_\nu^{\min} \simeq \frac{1}{2}(E_R + \sqrt{E_R^2 + 2E_R m})$ is the minimal neutrino energy required to recoil a particle of mass m with energy E_R , $d\sigma/dE_R$ is the scattering cross section, and $d\Phi_\nu/dE_\nu$ is the solar neutrino flux [46–48]. We calculate the differential rate for different materials in Fig. 1 (see also e.g. [27, 49–51]). Electron recoils have energies well above the expected DM signal and should be easily distinguished. Recoiling nuclei, on the other hand, have energies typically below a keV. The efficiency in converting this energy into ionized electrons is unknown at these low energies, but it is expected to be very small [29, 33]. Therefore the neutrino-induced background, for events in which only one or a few electrons are seen, is at most $\mathcal{O}(1)$ per kg-year and probably much lower.

RESULTS

We now present expected rates of ionization by DM–electron scattering in LDM direct detection experiments. A systematic study of possible target materials is beyond the scope of this letter, but we present illustrative results for xenon, argon, helium, and germanium. Noble gases and semiconductors, particularly xenon and germanium, respectively, are well established detector materials allowing internal amplification of ionized electrons by scintillation or by phonon emission. As discussed, single electron sensitivity has already been achieved using xenon, while semiconductor targets benefit from low ionization thresholds (for example, the bandgap in germanium is 0.7 eV).

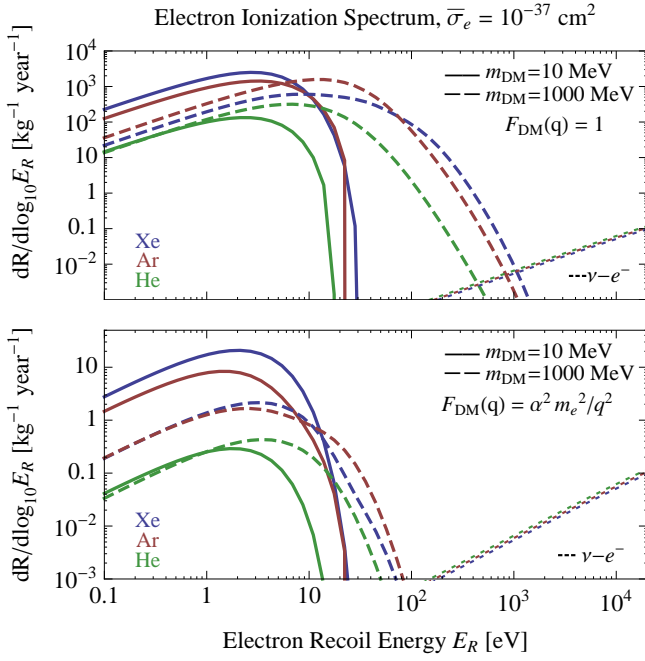


FIG. 3: The differential rates of LDM-induced ionization versus electron recoil energy, for a cross section of $\bar{\sigma}_e = 10^{-37} \text{ cm}^2$. Results are shown for xenon (blue), argon (red), and helium (green) targets, and a DM mass of 10 MeV (solid lines) and 1 GeV (dashed lines). The two plots show results for scattering with no DM form-factor (**top**) and with $F_{\text{DM}} = \alpha^2 m_e^2 / q^2$ (**bottom**). The dotted lines in the bottom right corner show the irreducible solar-neutrino-electron scattering backgrounds.

Fig. 2 shows the expected 95% exclusion reach after one kg·year exposure for an experiment with only irreducible neutrino backgrounds (taken to be negligible with this exposure, as discussed). This corresponds to the cross section required to obtain 3.6 signal events [52]. Equivalently, the right axes give the event rate assuming a cross section of $\bar{\sigma}_e = 10^{-37} \text{ cm}^2$. The lines correspond to xenon (blue), argon (red), helium (green), and germanium (brown) targets, and the left and right plots are for models with a DM form-factor $F_{\text{DM}} = 1$ and $F_{\text{DM}} = (\alpha m_e / q)^2$, respectively (cf. Eq. (4)). For small DM masses, the reach falls as the energy available approaches the ionization threshold. For larger DM masses, the cross section saturates, and the reach falls linearly with decreasing number density. It is clear that germanium’s low ionization threshold gives it a significant advantage at low masses. It also allows it to probe smaller momentum transfer, which is beneficial for DM models with a $(\alpha m_e / q)^2$ form-factor. Here we take the DM halo to have a local density of $\rho_{\text{DM}} = 0.4 \text{ GeV/cm}^3$, and a Maxwell-Boltzmann velocity distribution with mean velocity $v_0 = 220 \text{ km/s}$ and a hard cut-off at $v_{\text{esc}} = 650 \text{ km/s}$. We parametrize the Earth’s velocity in the galactic frame as in [53]. Finally, we note that the results are

shown assuming DM-electron interactions only. When the DM is heavier than a few 100’s of MeV, DM-nuclear interactions, if present, may also ionize electrons. The small probability to do so may then be compensated by typically larger cross-sections.

Our discussion so far has been model independent, but for concreteness we now discuss a simple and natural class of models, which could be probed by a LDM direct detection experiment. Consider a fermionic DM particle, χ , charged under a new Abelian gauge group $U(1)_D$ with gauge coupling g_D . The $U(1)_D$ gauge boson A_D can obtain a small coupling εe to ordinary charged particles through kinetic mixing with the photon [54, 55], mediating DM-electron scattering. We parameterize the direct detection cross section as in Eqs (3) and (4):

$$\bar{\sigma}_e = \frac{16\pi\mu_{\chi e}^2\alpha\alpha_D\varepsilon^2}{(m_{A_D}^2 + \alpha^2 m_e^2)^2} \simeq \begin{cases} \frac{16\pi\mu_{\chi e}^2\alpha\alpha_D\varepsilon^2}{m_{A_D}^4}, & m_{A_D} \gg \alpha m_e \\ \frac{16\pi\mu_{\chi e}^2\alpha\alpha_D\varepsilon^2}{(\alpha m_e)^4}, & m_{A_D} \ll \alpha m_e \end{cases}$$

$$F_{\text{DM}}(q) = \frac{m_{A_D}^2 + \alpha^2 m_e^2}{m_{A_D}^2 + q^2} \simeq \begin{cases} 1, & m_{A_D} \gg \alpha m_e \\ \frac{\alpha^2 m_e^2}{q^2}, & m_{A_D} \ll \alpha m_e \end{cases} \quad (15)$$

where $\alpha_D = g_D^2 / 4\pi$. Depending on the A_D mass, the DM form-factor F_{DM} is either constant or behaves as $1/q^2$.

In Fig. 2, we show interesting regions for this class of models in the m_χ - $\bar{\sigma}_e$ plane. The light green and blue regions in the left and right plots are the regions spanned by models satisfying all existing constraints, with $m_{A_D} \gg \alpha m_e$ and $m_{A_D} \ll \alpha m_e$, respectively. The darker blue band in the right plot indicates the value of ε for which the DM abundance is achieved by “Freeze-In” [56]. For illustration, we also show constant g_D contours with dashed lines, assuming $m_{A_D} = 8 \text{ MeV}$ and $\varepsilon = 2 \times 10^{-3}$ (left plot) and $m_{A_D} = 1 \text{ meV}$ and $\varepsilon = 7 \times 10^{-9}$ (right plot). The appendix below contains a brief discussion of how these regions are derived, and further information will be presented in [57]. Finally, we also show in Fig. 2 another viable LDM model. The orange region corresponds to a particular “MeV” DM model (a Majorana fermion interacting with a U -boson from [9]), which could explain the INTEGRAL 511 keV γ -rays from the galactic bulge [58].

Although we do not attempt to calculate it here, it is important to consider how many electrons will be produced in a LDM scattering event. For example, in xenon a 30 MeV DM particle will typically ionize a 5p outer-shell electron (with binding energy $E_B = 12.4 \text{ eV}$), giving it insufficient recoil energy to ionize a second electron. However, for larger DM masses, the recoiling electron is increasingly likely to have enough energy to cause secondary ionizations. Heavier DM is also more likely to ionize a 5s ($E_B = 25.7 \text{ eV}$) or 4d ($E_B = 75.6 \text{ eV}$) shell electron, followed by the emission of a de-excitation photon which itself causes photoionization. In Fig. 3, we plot the differential ionization rate against electron recoil energy for xenon (blue), argon (red) and helium (green), for

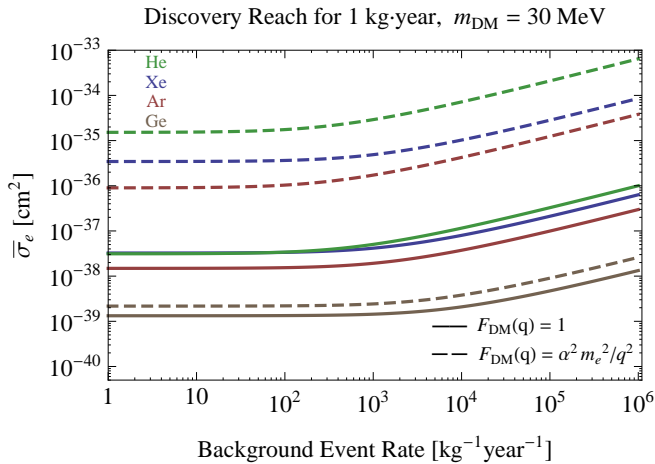


FIG. 4: The discovery reach using annual modulation, as a function of the background event rate, for $m_{\text{DM}} = 30$ MeV and 1 kg-year exposure. Results are shown for xenon (blue), argon (red), germanium (brown) and helium (green) targets, assuming either no DM interaction form-factor (solid lines) or $F_{\text{DM}} = \alpha^2 m_e^2 / q^2$ (dashed lines). The annual modulation is $\mathcal{O}(10\%)$ in all cases. The reach scales as $\sqrt{\text{exposure}}$ (exposure) for large (small) background rates.

a DM mass of 10 MeV (solid lines) and 1 GeV (dashed lines). In germanium (not shown) the situation is complicated by the band structure but is qualitatively the same. Signal events in which more than one electron is collected could be crucial, firstly for experiments in which a single-electron threshold cannot be reached, and secondly since backgrounds to few-electron events may prove to be much smaller than for single-electron events. For further details, see [23].

Besides neutrinos, the backgrounds to LDM scattering are currently largely unknown. An important handle to distinguish signal from background is therefore the annual modulation [30] of the DM scattering rate. Using the halo parameters given above, we find a modulation fraction f_{mod} of $\mathcal{O}(10\%)$ for all cases considered, where f_{mod} is defined as the ratio of the modulating signal amplitude to the mean signal rate. A DM discovery would be possible by observing such a modulation over an unmodulated background. In Fig. 4, we show the modulation discovery reach as a function of the background event rate, for a DM mass of 30 MeV and for both constant (solid lines) and $(\alpha m_e / q)^2$ (dashed lines) DM form-factors. Specifically, we calculate the cross section for which the modulated signal ΔS satisfies $\Delta S = 5\sqrt{S_{\text{tot}}} + B$, where S_{tot} is the total number of signal events, B is the number of background events, and $\Delta S \equiv f_{\text{mod}} S_{\text{tot}}$.

As is clear from Figs. 2 and 3, the rates can be very large for theoretically viable models. This illustrates that there is a large discovery potential for the first experiments that attempt to explore this region. We encour-

age ongoing experiments such as XENON100, LUX, and CDMS, to actively pursue the required experimental sensitivity.

Acknowledgements

We thank M. Papucci for early collaboration. We also thank E. Figueroa-Feliciano, R. Harnik, S. Holland, J. Kopp, A. Malashevich, A. Manalaysay, P. Meade, R. Partridge, N. Roe, B. Sadoulet, P. Sorensen, J. Zupan and K. Zurek for many useful discussions. We especially thank G. Samsonidze for patiently helping us with QUANTUM ESPRESSO and P. Meade for significant computing support. RE is supported by the US DOE under contract no. DE-AC02-76SF00515. The work of JM and TV is supported in part by US DOE under contract DE-AC02-05CH11231. JM is also supported by NSF grants PHY-0457315 and PHY-0855653. RE, JM, and TV acknowledge support from KITP and NSF Grant No. NSF PHY05-51164. RE and TV also acknowledge support from the Aspen Center for Physics and NSF Grant No. 1066293.

APPENDIX: MODEL CONSTRAINTS

In the results section, we mentioned a simple class of models that can be probed by LDM direct detection experiments. We here briefly discuss the two interesting parameter regions that satisfy all existing constraints, leaving a more detailed discussion of the constraints and other LDM models to future work [57].

We assume DM is charged under a new Abelian gauge group, $U(1)_D$, with gauge boson A_D and coupling g_D . The A_D couples with strength εe to ordinary electrically charged particles through kinetic mixing with the hypercharge gauge boson [54, 55], and mediates DM-electron scattering. Theories with “hidden” sectors are natural and have recently received a lot of attention in other contexts, see e.g. [1, 9, 10, 59, 60]. Constraints on the A_D - ϵ parameter space are reviewed in [61]. Constraints on LDM coupling to an A_D have not been explored in detail, but can come from limits on, for example, DM annihilation-induced distortions of the Cosmic Microwave Background (CMB) signal and DM self-interactions induced distortions of DM halo shapes and the “Bullet-Cluster” dynamics.

Considering these constraints, two interesting parameter regions appear. The first is $m_{A_D} \gtrsim 10$ MeV, where there is a range of ε in which the A_D is safe from beam-dump, collider, and muon- and electron-anomalous magnetic moment $((g-2)_{\mu,e})$ constraints [62], and may even resolve the discrepancy between the calculated and measured $(g-2)_{\mu}$ [60]. We note that the beam-dump and collider constraints are easily evaded if the A_D decays

to hidden sector rather than ordinary particles. Since $m_{A_D} \gg \alpha m_e$, $F_{DM} = 1$, see Eq. (15). If g_D is not too small, the visible and hidden sectors are thermalized in the early universe and χ for $m_\chi > m_{A_D}$ efficiently annihilates to A_D , making it natural to imagine an asymmetric DM abundance of χ , with the asymmetry produced by new high-scale physics (see e.g. [16]). DM with $m_\chi < m_{A_D}$ can instead annihilate to electrons through an off-shell A' or to other hidden sector particles. A_D exchange generates DM self-interactions with cross-section $\sigma = g_D^4 m_\chi^2 / 4\pi m_{A_D}^4$, which evades bounds from halo ellipticity [63] for $g_D \lesssim 0.1 (\frac{m_{A_D}}{10 \text{ MeV}}) (\frac{m_\chi}{100 \text{ MeV}})^{3/4}$; bounds from the Bullet Cluster [64] are about two orders of magnitude weaker (see also [65]). Since DM is asymmetric, annihilation bounds from the CMB [66, 67], which could otherwise be significant, do not apply. The allowed region in the $m_\chi - \bar{\sigma}_e$ plane is shown in green in Fig. 2; $\bar{\sigma}_e$ is maximized for $m_{A_D} \simeq 8 \text{ MeV}$ and $\varepsilon \simeq 2 \times 10^{-3}$.

A second interesting region has a very light ($\ll \text{keV}$) or massless A_D . Here DM–electron scattering has a form-factor $F_{DM} = (\alpha m_e / q)^2$. For $\varepsilon \lesssim \varepsilon_{\text{BBN}} \equiv 7 \times 10^{-9}$, the hidden sector does not reach kinetic equilibrium with the visible sector before BBN [16]. For sufficiently small g_D , such models can then evade DM self-interaction bounds [65, 68], numerous bounds on A_D kinetic mixing [61], BBN bounds [16, 69], and (for $m_{A_D} = 0$) CMB bounds on millicharged DM [70]. The χ abundance can receive an irreducible “Freeze-In” [56] contribution from electron-positron scattering, as well as electron-photon scattering that produce A_D , which in turn scatter into DM. We calculate, $h^2 \Omega_\chi^{F.I.} \simeq 0.1 (\varepsilon g_D / 3.6 \times 10^{-14})^4 (\text{MeV} / m_\chi)^2$. Assuming Freeze-In provides all the DM abundance fixes εg_D and gives $\bar{\sigma}_e \simeq 0.9 \times 10^{-41} (m_\chi / \text{MeV}) \text{ cm}^2$, (see dark blue stripe in Fig. 2), an intriguing possibility consistent with the above bounds. Of course, other production mechanisms or annihilation to hidden-sector states may control the final DM abundance, and so a much larger range of parameters is possible. The light blue region in Fig. 2 fixes $\varepsilon = \varepsilon_{\text{BBN}}$ to the largest allowed value that avoids thermal equilibrium between the hidden and visible sectors, and satisfies the halo ellipticity constraint, $g_D \lesssim 3 \times 10^{-4} (\frac{m_\chi}{100 \text{ MeV}})^{3/4}$ (there is a small logarithmic dependence on m_{A_D} , which we set to 1 meV) [65]. Finally, we note that for $\varepsilon > \varepsilon_{\text{BBN}}$, there is marginal tension with BBN bounds. Here DM thermalizes and a large enough annihilation rate can be obtained, without conflicting the sphericity bound, if it annihilates to pseudo-scalars, which do not mediate long range forces.

- [1] N. Arkani-Hamed, D. P. Finkbeiner, T. R. Slatyer, and N. Weiner, Phys. Rev. **D79**, 015014 (2009), 0810.0713.
- [2] M. Pospelov and A. Ritz, Phys. Lett. **B671**, 391 (2009), 0810.1502.
- [3] N. Arkani-Hamed and N. Weiner, JHEP **12**, 104 (2008), 0810.0714.
- [4] C. Cheung, J. T. Ruderman, L.-T. Wang, and I. Yavin, Phys. Rev. **D80**, 035008 (2009), 0902.3246.
- [5] R. Essig, J. Kaplan, P. Schuster, and N. Toro (2010), 1004.0691.
- [6] J. L. Feng and J. Kumar, Phys. Rev. Lett. **101**, 231301 (2008), 0803.4196.
- [7] C. Boehm and P. Fayet, Nucl. Phys. **B683**, 219 (2004), hep-ph/0305261.
- [8] C. Boehm, P. Fayet, and J. Silk, Phys. Rev. **D69**, 101302 (2004), hep-ph/0311143.
- [9] N. Borodatchenkova, D. Choudhury, and M. Drees, Phys. Rev. Lett. **96**, 141802 (2006), hep-ph/0510147.
- [10] M. Pospelov, A. Ritz, and M. B. Voloshin, Phys. Lett. **B662**, 53 (2008), 0711.4866.
- [11] P. Fayet, Phys. Rev. **D75**, 115017 (2007), hep-ph/0702176.
- [12] D. Hooper and K. M. Zurek, Phys. Rev. **D77**, 087302 (2008), 0801.3686.
- [13] S. Nussinov, Phys. Lett. **B165**, 55 (1985).
- [14] D. B. Kaplan, Phys. Rev. Lett. **68**, 741 (1992).
- [15] D. E. Kaplan, M. A. Luty, and K. M. Zurek, Phys. Rev. **D79**, 115016 (2009), 0901.4117.
- [16] A. Falkowski, J. T. Ruderman, and T. Volansky, JHEP **05**, 106 (2011), 1101.4936.
- [17] M. Pospelov, A. Ritz, and M. B. Voloshin, Phys. Rev. **D78**, 115012 (2008), 0807.3279.
- [18] K. Rajagopal, M. S. Turner, and F. Wilczek, Nucl. Phys. **B358**, 447 (1991).
- [19] L. Covi, J. E. Kim, and L. Roszkowski, Phys. Rev. Lett. **82**, 4180 (1999), hep-ph/9905212.
- [20] K.-Y. Choi, L. Covi, J. E. Kim, and L. Roszkowski (2011), 1108.2282.
- [21] J. R. Ellis, J. E. Kim, and D. V. Nanopoulos, Phys. Lett. **B145**, 181 (1984).
- [22] A. Kusenko, Phys. Rept. **481**, 1 (2009), 0906.2968.
- [23] R. Essig, A. Manalaysay, J. Mardon, P. Sorensen, and T. Volansky, *To appear*.
- [24] E. Aprile et al. (XENON100) (2011), 1107.2155.
- [25] D. S. Akerib et al. (2011), 1108.1836.
- [26] D. S. Akerib et al. (CDMS), Phys. Rev. **D72**, 052009 (2005), astro-ph/0507190.
- [27] R. Essig, J. Mardon, and T. Volansky, *To appear*.
- [28] G. D. Starkman and D. N. Spergel, Phys. Rev. Lett. **74**, 2623 (1995).
- [29] J. A. Formaggio, E. Figueroa-Feliciano, and A. J. Anderson (2011), 1107.3512.
- [30] A. K. Drukier, K. Freese, and D. N. Spergel, Phys. Rev. **D33**, 3495 (1986).
- [31] B. Edwards et al., Astropart. Phys. **30**, 54 (2008), 0708.0768.
- [32] P. Sorensen, Ph.D. Thesis (2008), Brown University.
- [33] J. Angle et al. (XENON10) (2011), 1104.3088.
- [34] B. S. Neganov et al., Phys. Atom. Nucl. **64**, 1948 (2001), hep-ex/0105083.
- [35] E. Figueroa-Feliciano, private communication.
- [36] P. Gorodetzky et al., Nucl. Instrum. Meth. **A433**, 554 (1999).
- [37] A. S. Starostin and A. G. Beda, Phys. Atom. Nucl. **63**, 1297 (2000), hep-ex/0002063.
- [38] R. Bernabei et al., Phys. Rev. **D77**, 023506 (2008), 0712.0562.

[1] N. Arkani-Hamed, D. P. Finkbeiner, T. R. Slatyer, and N. Weiner, Phys. Rev. **D79**, 015014 (2009), 0810.0713.
 [2] M. Pospelov and A. Ritz, Phys. Lett. **B671**, 391 (2009),

- [39] J. Kopp, V. Niro, T. Schwetz, and J. Zupan, *Phys. Rev. D* **80**, 083502 (2009), 0907.3159.
- [40] C. F. Bunge, J. A. Barrientos, and A. V. Bunge, *Atomic Data and Nuclear Data Tables* **53**, 113 (1993).
- [41] P. Giannozzi et al., *Journal of Physics: Condensed Matter* **21**, 395502 (19pp) (2009), URL <http://www.quantum-espresso.org>.
- [42] H. J. Monkhorst and J. D. Pack, *Phys. Rev. B* **13**, 5188 (1976).
- [43] G. Bachelet, D. Hamann, and M. Schluter, *Phys. Rev. B* **26**, 4199 (1982).
- [44] X. Gonze, R. Stumpf, and M. Scheffler, *Phys. Rev. B* **44**, 8503 (1991).
- [45] <http://www.quantum-espresso.org>, *Journal of Physics: Condensed Matter* **21**, 395502 (19pp) (2009), URL <http://www.quantum-espresso.org>.
- [46] J. N. Bahcall, *Phys. Rev. C* **56**, 3391 (1997), hep-ph/9710491.
- [47] J. N. Bahcall et al., *Phys. Rev. C* **54**, 411 (1996), nucl-th/9601044.
- [48] J. N. Bahcall and R. K. Ulrich, *Rev. Mod. Phys.* **60**, 297 (1988).
- [49] D. Z. Freedman, *Phys. Rev. D* **9**, 1389 (1974).
- [50] J. Monroe and P. Fisher, *Phys. Rev. D* **76**, 033007 (2007), 0706.3019.
- [51] L. E. Strigari, *New J. Phys.* **11**, 105011 (2009), 0903.3630.
- [52] G. J. Feldman and R. D. Cousins, *Phys. Rev. D* **57**, 3873 (1998), physics/9711021.
- [53] J. D. Lewin and P. F. Smith, *Astropart. Phys.* **6**, 87 (1996).
- [54] B. Holdom, *Phys. Lett. B* **166**, 196 (1986).
- [55] P. Galison and A. Manohar, *Phys. Lett. B* **136**, 279 (1984).
- [56] L. J. Hall, K. Jedamzik, J. March-Russell, and S. M. West, *JHEP* **03**, 080 (2010), 0911.1120.
- [57] R. Essig, E. Izaguirre, J. Mardon, and T. Volansky, *Work in progress*.
- [58] P. Jean et al., *Astron. Astrophys.* **407**, L55 (2003), astro-ph/0309484.
- [59] M. J. Strassler and K. M. Zurek, *Phys. Lett. B* **651**, 374 (2007), hep-ph/0604261.
- [60] M. Pospelov (2008), 0811.1030.
- [61] J. Jaeckel and A. Ringwald, *Ann. Rev. Nucl. Part. Sci.* **60**, 405 (2010), 1002.0329.
- [62] J. D. Bjorken, R. Essig, P. Schuster, and N. Toro, *Phys. Rev. D* **80**, 075018 (2009), 0906.0580.
- [63] J. Miralda-Escude (2000), astro-ph/0002050.
- [64] M. Markevitch et al., *Astrophys. J.* **606**, 819 (2004), astro-ph/0309303.
- [65] J. L. Feng, M. Kaplinghat, and H.-B. Yu, *Phys. Rev. Lett.* **104**, 151301 (2010), 0911.0422.
- [66] N. Padmanabhan and D. P. Finkbeiner, *Phys. Rev. D* **72**, 023508 (2005), astro-ph/0503486.
- [67] T. R. Slatyer, N. Padmanabhan, and D. P. Finkbeiner (2009), 0906.1197.
- [68] J. L. Feng, M. Kaplinghat, H. Tu, and H.-B. Yu, *JCAP* **0907**, 004 (2009), 0905.3039.
- [69] J. L. Feng, H. Tu, and H.-B. Yu, *JCAP* **0810**, 043 (2008), 0808.2318.
- [70] S. D. McDermott, H.-B. Yu, and K. M. Zurek, *Phys. Rev. D* **83**, 063509 (2011), 1011.2907.
- [71] A. Dedes, I. Giomataris, K. Suxho, and J. D. Vergados, *Nucl. Phys. B* **826**, 148 (2010), 0907.0758.
- [72] For a distinct proposal to employ atomic ionization and excitations for direct detection of (heavy) DM, see [28, 71].