

Digital Self Triggered Robust Control of Nonlinear Systems

M.D. Di Benedetto, S. Di Gennaro, and A. D’Innocenzo

Abstract—In this paper we develop novel results on self triggering control of nonlinear systems, subject to perturbations and actuation delays. First, considering an unperturbed nonlinear system with bounded actuation delays, we provide conditions that guarantee the existence of a self triggering control strategy stabilizing the closed-loop system. Then, considering parameter uncertainties, disturbances, and bounded actuation delays, we provide conditions guaranteeing the existence of a self triggering strategy, that keeps the state arbitrarily close to the equilibrium point. In both cases, we provide a methodology for the computation of the next execution time. We show on an example the relevant benefits obtained with this approach, in terms of energy consumption, with respect to control algorithms based on a constant sampling, with a sensible reduction of the average sampling time.

Index Terms—Control over networks; Control under computation constraints; Sensor networks.

I. INTRODUCTION

Wireless networked control systems are spatially distributed control systems where the communication between sensors, actuators, and computational units is supported by a shared wireless communication network [7]. The use of wireless networked control systems in industrial automation results in flexible architectures and generally reduces installation, debugging, diagnostic and maintenance costs with respect to wired networks. The main motivation for studying such systems is the emerging use of wireless technologies in control systems, see e.g. [1], [15] and references therein. Although wireless networks offer many advantages, communication nodes generally consist of battery powered devices. For this reason, when designing a control scheme closed on a wireless sensor network, it is fundamental to adopt power aware control algorithms to reduce power consumption. In other applications, the energy is obtained from the environment, with a scavenging system, since it is not possible to provide these wireless sensors with batteries. An example of such a case is notably given by the so-called intelligent (or smart) tires, equipped with sensors embedded in the tread, giving information on pressure, road-tire friction, etc. [14], [11], [4]. In this case the sensors are supplied by the energy provided by the tire motion. It is clear that it is fundamental to trigger wireless transmission only when necessary, to prevent energy shortage and, possibly, to reduce the probability of information packet losses during the transmission.

With the aim of addressing the above issues in the controller design phase, self triggered control strategies have been introduced in [19], where a heuristic rule is provided to self-trigger the next execution time of a control task on the basis of the last measurement of the state. In [9], [10], a robust self triggered strategy is proposed, which guarantees that the \mathcal{L}_2 gain of a linear time invariant system

The research leading to these results has received funding from the European Union Seventh Framework Programme [FP7/2007-2013] under grant agreement n257462 HYCON2 Network of excellence.

The authors are with the Department of Electrical and Information Engineering, and Center of Excellence DEWS, University of L’Aquila, Via G. Gronchi 18, 67100, L’Aquila, Italy. E.mail: {maria-domenica.dibenedetto, stefano.digennaro, alessandro.dinnocenzo}@univaq.it.

is kept under a given threshold. In [12] a self triggering strategy distributed over a wireless sensor network is proposed for linear time invariant plants.

In [16] sufficient conditions for the existence of a stabilizing event-triggered control strategy are given for non-linear systems. In [3] the authors propose a self-triggered emulation of the event-triggered control strategy proposed in [16]. In particular a methodology for the computation of the next execution time as a function of the last sample is presented, under a homogeneity condition.

We extend the previous results in two directions. First, with regard to *asymptotic stability* under digital self triggered control, we propose a methodology for the computation of the next execution time by replacing the homogeneity assumption with the requirement that the nonlinear differential equations and the control law are C^ℓ functions, with ℓ sufficiently large. The digital control, ensuring asymptotic stability, have been derived for unperturbed nonlinear systems affected by bounded actuation delays, under the necessary condition of existence of a continuous stabilizing control. With respect to previous results [3], the approach proposed in this work allows computing the stabilizing execution time sequence for a broader class of systems. In a recent work in progress [17] a new technique is developed to compute the next execution time for smooth systems by exploiting the concept of isochronous manifolds. Our technique is based on polynomial approximations of Lyapunov functions, and therefore differs from the one developed in [17].

Second, we consider non-linear systems perturbed by norm-bounded parameter uncertainties and disturbances, and affected by bounded actuation delays. We prove that, under weaker conditions than those used in [16], a self triggering strategy exists keeping the state in a "safe set" arbitrarily close to the equilibrium point. To the best of the authors’ knowledge, this is the first work that provides results on self-triggering control for non-linear systems with uncertainties, disturbances and actuation delays.

Finally, we show on a significant example that the results obtained introduce strong benefits in terms of energy consumption, with respect to digital controls based on a constant sampling time, by reducing the average sampling time.

The paper is organized as follows. In Section II, we illustrate the mathematical model and the problem formulation. In Section III, we derive results for the asymptotic stability of unperturbed systems, while in Section IV we consider the safety problem of perturbed systems. In Section V, we apply the obtained results to an example.

II. PROBLEM FORMULATION

Consider a generic nonlinear system

$$\dot{x} = f(x, u, \mu, d) \quad (1)$$

where $x \in \mathcal{D}_x \subset \mathbb{R}^n$, \mathcal{D}_x a domain containing the origin, $u \in \mathcal{D}_u \subset \mathbb{R}^p$, μ is a parameters uncertainty vector varying in a compact set $\mathcal{D}_\mu \subset \mathbb{R}^r$, with $0 \in \mathcal{D}_\mu$, d is an external bounded disturbances vector taking values in a compact set $\mathcal{D}_d \subset \mathbb{R}^s$, with $0 \in \mathcal{D}_d$. We

define the nominal system associated to the perturbed system (1) by

$$\dot{x} = f_0(x, u) \doteq f(x, u, 0, 0). \quad (2)$$

Given a state feedback control law $\kappa: \mathcal{D}_x \rightarrow \mathcal{D}_u$, the closed loop perturbed system is

$$\dot{x} = f(x, \kappa(x), \mu, d), \quad (3)$$

and the closed loop nominal system is

$$\dot{x} = f_0(x, \kappa(x)). \quad (4)$$

We will denote by $x(t)$, $t \geq t_0$, the solution of the closed loop system (3) (or (4), according to the context), with initial condition $x_0 = x(t_0)$. It is well-known that if the origin of system (4) is locally asymptotically stable for a certain feedback κ , and if $f_0(x, \kappa(x)) \in C^\ell(\mathcal{D}_x)$, $\ell > 1$ integer, then there exists a Lyapunov function $V(x)$ of class $C^1(\mathcal{D}_x)$ such that

$$\begin{aligned} \alpha_1(\|x\|) \leq V(x) \leq \alpha_2(\|x\|) \\ \frac{\partial V(x)}{\partial x} f_0(x, \kappa(x)) \leq -\alpha_3(\|x\|) \\ \left\| \frac{\partial V(x)}{\partial x} \right\| \leq \alpha_4(\|x\|) \end{aligned} \quad (5)$$

with $\alpha_1, \alpha_2, \alpha_3, \alpha_4 \in \mathcal{K}$ [20], [8], [6].

In the following definition, an invariant property is used to define that a system is safe with respect to a given subset of the state space.

Definition 1: Given a state feedback control law κ , system (3) is safe with respect to the set $S \subseteq \mathcal{D}_x$ for the time interval $\mathcal{T} \subseteq \mathbb{R}^+$, if $x(t) \in S$, $\forall t \in \mathcal{T}$. \diamond

The feedback control signal $u(t) = \kappa(x(t))$ requires continuous measurements of the state of the system. In this paper, we address the stability and safety problems defined below, when the measurements are performed at sampling instants t_k , defining a sequence $\mathcal{I} = \{t_k\}_{k \geq 0}$, and the applied control signal is

$$u_{\mathcal{I}}(t) = \begin{cases} 0 & \forall t \in [t_0, t_0 + \Delta_0) \\ \kappa(x(t_k)) & \forall t \in [t_k + \Delta_k, t_{k+1} + \Delta_{k+1}), k \geq 0 \end{cases}$$

where $\{\Delta_k\}_{k \geq 0}$ is the sequence of actuation delays, due to the transmission time from the sensor to the controller, the computation time, and the transmission time from the controller to the actuator. We assume that $\Delta_k \in [0, t_{k+1} - t_k)$, $\forall k \geq 0$, which is a natural requirement in practice.

Problem 1: (Stability problem) Given the nominal system (2), and a stabilizing state feedback control law κ , determine

1. A minimum sampling time $\tau_{\min} > 0$;
2. A function $\tau_s: \mathcal{D}_x \rightarrow [\tau_{\min}, \infty)$;
3. A maximum allowed delay $\Delta_{\max} > 0$;

such that if the sequence of sampling instants \mathcal{I} is inductively defined by

$$t_{k+1} = t_k + \tau_s(x(t_k)) \quad (6)$$

and if the actuation delays are such that

$$\Delta_k \in [0, \Delta_{\max}), \quad \forall k \geq 0 \quad (7)$$

then the origin of the closed loop system (4) with control input signal $u_{\mathcal{I}}(t)$ is asymptotically stable. \diamond

Problem 2: (Safety problem) Given the perturbed system (1), a stabilizing state feedback control law κ , and an arbitrary safe set $\mathcal{B}_\delta = \{x \in \mathbb{R}^n \mid \|x\| < \delta\} \subset \mathcal{D}_x$, determine τ_{\min} , τ_s and Δ_{\max}

as defined in Problem 1) such that if \mathcal{I} is inductively defined by (6) and if Δ_k satisfies (7), then the closed loop system (3) with control input signal $u_{\mathcal{I}}(t)$ is safe with respect to \mathcal{B}_δ , for the time interval $[t_0, \infty)$. \diamond

In Problems 1 and 2, the function τ_s is used to determine the next sampling instant as a function of the current measurement of the system. We require that the time interval between two sampling instants is lower bounded by a minimum sampling time $\tau_{\min} > 0$, in order to avoid undesired Zeno behaviors. We also require that the system is robust with respect to actuation delays bounded by Δ_{\max} .

By choosing the next sampling instant t_{k+1} as a function of the current measurement at time t_k , we perform sampling only when needed for guaranteeing asymptotic stability or safety. The aim is to obtain a sequence of sampling instants \mathcal{I} with the property that the inter-sampling time $t_{k+1} - t_k$ is as large as possible, in order to reduce transmission power of the sensing and actuation data transmissions, and to reduce the CPU effort due to the computation of the control. In this paper we do not address the problem of the optimality of the solution: such a requirement can be taken into account by considering appropriate cost functions.

III. SELF TRIGGERED STABILIZING CONTROL

The results developed in this Section are based on the following assumption, analogous to the assumptions used in [16].

Assumption 1: Assume that

1. $f_0 \in C^\ell(\mathcal{D}_x \times \mathcal{D}_u)$, with ℓ a positive integer sufficiently large;
2. There exists a nonempty set \mathcal{U} of state feedback laws $\kappa: \mathcal{D}_x \rightarrow \mathcal{D}_u$, such that $\kappa \in C^\ell(\mathcal{D}_x)$ and the origin of (4) is asymptotically stable, with region of attraction a certain compact $\Omega \subset \mathcal{D}_x$;
3. The functions $\alpha_3, \alpha_4 \in \mathcal{K}$ in (5) are such that α_3^{-1}, α_4 are Lipschitz. \diamond

The assumption of existence of a stabilizing control (i.e. non-emptiness of the set \mathcal{U}) is not restrictive, since if the nominal system cannot be stabilized using continuous time measurement and actuation, then it is clear that the nominal system cannot be stabilized using a digital control with zero-order holders. The main limitation of Assumption 1, and those used in [16], is the Lipschitz condition on $\alpha_3^{-1}(\cdot)$ and $\alpha_4(\cdot)$. We will show how to weaken this assumption in Section IV, which will be devoted to safety control. However, note that the conditions of Assumption 1 are weaker than those used in [3] (homogeneity of the closed loop dynamics).

Theorem 1: Let us consider the nominal system (2). Under Assumption 1, there exist a state feedback control law κ , a minimum sampling time $\tau_{\min} > 0$, a function $\tau_s: \mathcal{D}_x \rightarrow [\tau_{\min}, \infty)$ and a maximum delay $\Delta_{\max} > 0$, such that if \mathcal{I} is inductively defined by (6), and Δ_k satisfies (7), then the origin of the closed loop system (4) with control $u_{\mathcal{I}}(t)$ is asymptotically stable. \diamond

Proof: Let us first prove the result for $\Delta_k = 0$. Since \mathcal{U} is not empty, by Assumption 1, we pick a state feedback control law $\kappa \in \mathcal{U}$. Since $f_0(x, \kappa(x)) \in C^\ell(\mathcal{D}_x)$ with $\ell > 1$, there exists a Lyapunov candidate (5). Let us choose $r > 0$ such that the ball $B_r = \{x \in \Omega \mid \|x\| \leq r\} \subset \Omega$. For $x_k \in B_r$,

$$\begin{aligned} \dot{V} &= \frac{\partial V}{\partial x} f_0(x, \kappa(x_k)) = \frac{\partial V}{\partial x} f_0(x, \kappa(x)) \\ &\quad + \frac{\partial V}{\partial x} (f_0(x, \kappa(x_k)) - f_0(x, \kappa(x))) \\ &\leq -\alpha_3(\|x\|) + \alpha_4(\|x\|) d_h \end{aligned} \quad (8)$$

where

$$d_h = f_0(x(t), \kappa(x(t_k))) - f_0(x(t), \kappa(x(t)))$$

is the perturbation due to the holding.

Under Assumption 1, there exists a $\delta_k > 0$ such that $\dot{x} = f(x, \kappa(x_k))$ has a unique solution over $[t_k, t_k + \delta_k]$. Hence, we can expand the components $d_{h,i}$ of d_h in Taylor series. Let us consider the i^{th} component $d_{h,i}$, $i = 1, \dots, n$, of the n -dimensional vector d_h . One can expand each component in Taylor series with respect to $t \in [t_k, t_k + \delta_k]$, on the right of t_k , up to the 2^{nd} term, with the Lagrange remainder of the 3^{rd} term [18]

$$d_{h,i} = \varphi_{1,i}(x_k)(t - t_k) + \varphi_{2,i}(\bar{x}_i, x_k)(t - t_k)^2 \quad (9)$$

where

$$\varphi_{1,i}(x_k) = \left. \frac{d_+ d_{h,i}}{dt} \right|_{x(t)=x_k} \quad \varphi_{2,i}(\bar{x}_i, x_k) = \frac{1}{2} \left. \frac{d_+^2 d_{h,i}}{dt^2} \right|_{x(t)=\bar{x}_i}$$

where $\frac{d_+^n(\cdot)}{dt^n}$ denotes the n -th right derivative. According to Taylor theorem with the Lagrange remainder, there exists $\bar{t}_i \in [t_k, t]$, with $\bar{x}_i = x(\bar{t}_i)$, $i = 1, \dots, n$, such that the equality (9) holds. Hence,

$$\|d_h\| \leq \|\varphi_1(x_k)\|(t - t_k) + \|\varphi_2(\bar{x}, x_k)\|(t - t_k)^2$$

where $\bar{x} \doteq (\bar{x}_1, \dots, \bar{x}_n)$ and

$$\varphi_1(x_k) \doteq \left(\varphi_{1,1}(x_k), \dots, \varphi_{1,n}(x_k) \right)^T$$

$$\varphi_2(\bar{x}, x_k) \doteq \left(\varphi_{2,1}(\bar{x}_1, x_k), \dots, \varphi_{2,n}(\bar{x}_n, x_k) \right)^T.$$

Let us consider the level set $\Omega_{V(x_k)}$, and define

$$M_1(x_k) \doteq \|\varphi_1(x_k)\|, \quad M_2(x_k) \doteq \max_{\bar{x} \in \Omega_{V(x_k)}} \|\varphi_2(\bar{x}, x_k)\|.$$

Since $f, \kappa \in C^\ell$ and $\Omega_{V(x_k)}$ is compact, then $M_1(x_k)$ is finite for any $x_k \in \Omega_{V(x_k)}$, and $M_2(x_k) \in \mathbb{R}^+$ exists and is finite for any $x_k \in \Omega_{V(x_k)}$.

Let us now check that there exists a time interval $[t_k, t_{k+1} < t_k + \delta_k]$ such that

$$\alpha_4(\|x\|)\|d_h\| \leq \vartheta \alpha_3(\|x\|) \quad (10)$$

is satisfied for a fixed $\vartheta \in (0, 1)$. In fact, (10) is satisfied if

$$\alpha_3^{-1}(\vartheta^{-1} \alpha_4(\|x\|)) (M_1(x_k)(t - t_k) + M_2(x_k)(t - t_k)^2) \leq \|x\|.$$

Since α_3^{-1} and α_4 are Lipschitz, then equation (10) is satisfied if

$$\vartheta^{-1} L_{\alpha_3^{-1}} L_{\alpha_4} \|x\| (M_1(x_k)(t - t_k) + M_2(x_k)(t - t_k)^2) \leq \|x\|$$

where $L_{\alpha_3^{-1}} > 0$ and $L_{\alpha_4} > 0$ are the Lipschitz constants respectively of α_3^{-1} and α_4 . The above equation directly implies that (10) is satisfied if

$$M_1(x_k)(t - t_k) + M_2(x_k)(t - t_k)^2 \leq \vartheta L_{\alpha_3^{-1}}^{-1} L_{\alpha_4}^{-1}. \quad (11)$$

If we define

$$\tau_s(x_k) \doteq \max \{t - t_k \mid \text{equation (11) is satisfied for each } t - t_k \in [0, \tau_s(x_k)]\}$$

$$\tau_{\min} \doteq \min_{x_k \in \Omega_{V(x_k)}} \{\tau_s(x_k)\}$$

and we choose $t_{k+1} = t_k + \tau_s(x_k)$, then $\dot{V}(t) \leq -(1 - \vartheta) \alpha_3(\|x\|)$ for all $t \in [t_k, t_{k+1}]$ and for all $k \geq 0$. This implies that the origin is asymptotically stable. Equation (11) is a second degree inequality in the form $a(x_k)y^2 + by \leq c$, where $a(x_k), b$ are non-negative and upper bounded for each $x_k \in \mathcal{D}_x$, and c is strictly positive and

upper bounded. This trivially implies that $\tau_s(x_k)$ is strictly positive for each $x_k \in \Omega_{V(x_k)}$, and thus τ_{\min} is strictly positive as well. This completes the proof for $\Delta_k = 0$.

We now solve the problem for $\Delta_k > 0$. Following the same reasoning as above, for $t \geq t_k + \Delta_k$

$$\begin{aligned} \dot{V}(t) &= \frac{\partial V}{\partial x} f_0(x(t), \kappa(x_k)) = \frac{\partial V}{\partial x} f_0(x, \kappa(x)) \\ &\quad + \frac{\partial V}{\partial x} \left(f_0(x(t), \kappa(x(t_k + \Delta_k))) - f_0(x, \kappa(x)) \right) \\ &\quad + \frac{\partial V}{\partial x} \left(f_0(x(t), \kappa(x_k)) - f_0(x(t), \kappa(x(t_k + \Delta_k))) \right) \\ &\leq -\alpha_3(\|x\|) + \alpha_4(\|x\|)\|d_h\| + \alpha_4(\|x\|)\|d_{\Delta_k}\| \end{aligned}$$

where

$$d_h = f_0(x(t), \kappa(x(t_k + \Delta_k))) - f_0(x, \kappa(x))$$

$$d_{\Delta_k} = f_0(x(t), \kappa(x_k)) - f_0(x(t), \kappa(x(t_k + \Delta_k)))$$

are the perturbation due to the holding and to the actuation delay. Since also the solution $x(t)$ is Lipschitz, as well as f_0 and κ

$$\|d_{\Delta_k}\| \leq M_3 \Delta_k, \quad M_3 = L_{f_0} L_{\kappa} L_x$$

where L_{f_0}, L_{κ}, L_x are the Lipschitz constants of f_0, κ, x . Proceeding for d_h as in the previous case, we conclude that (10) is satisfied if

$$M_1(x_k)(t - t_k) + M_2(x_k)(t - t_k)^2 + M_3 \Delta_k \leq \vartheta L_{\alpha_3^{-1}}^{-1} L_{\alpha_4}^{-1} \quad (12)$$

Let $\vartheta = \vartheta_1 + \vartheta_2$, with $\vartheta_1, \vartheta_2 \in (0, 1)$ and $\vartheta_1 + \vartheta_2 < 1$. We can rewrite equation (12) as follows

$$M_1(x_k)(t - t_k) + M_2(x_k)(t - t_k)^2 + M_3 \Delta_k \leq \vartheta_1 L_{\alpha_3^{-1}}^{-1} L_{\alpha_4}^{-1} + \vartheta_2 L_{\alpha_3^{-1}}^{-1} L_{\alpha_4}^{-1}. \quad (13)$$

Equation (13) implies that the stability condition (10) holds if

$$M_1(x_k)(t - t_k) + M_2(x_k)(t - t_k)^2 \leq \vartheta_1 L_{\alpha_3^{-1}}^{-1} L_{\alpha_4}^{-1}, \quad (14)$$

and

$$\Delta_k \leq (1 - \vartheta_1) M_3^{-1} L_{\alpha_3^{-1}}^{-1} L_{\alpha_4}^{-1}. \quad (15)$$

Defining

$$\tau'_s(x_k) \doteq \max \{t - t_k \mid \text{equation (14) is satisfied for each } t - t_k \in [0, \tau'_s(x_k)]\}$$

$$\tau_{\min} \doteq \min_{x_k \in \Omega_{V(x_k)}} \{\tau'_s(x_k)\}$$

$$\Delta_{\max} \doteq \min \left\{ (1 - \vartheta_1) M_3^{-1} L_{\alpha_3^{-1}}^{-1} L_{\alpha_4}^{-1}, \tau_{\min} \right\}$$

$$\tau_s(x_k) \doteq \tau'_s(x_k) - \Delta_{\max}$$

and if we choose $t_{k+1} = t_k + \tau_s(x_k)$, then $\dot{V}(t) \leq -(1 - \vartheta) \alpha_3(\|x\|)$ for all $t \in [t_k + \Delta_k, t_{k+1} + \Delta_{k+1}]$ and for all $k > 0$. This ensures the asymptotic stability of the origin. As discussed above, $\tau_s(x_k)$ is strictly positive for each $x_k \in \Omega_{V(x_k)}$, and thus τ_{\min} and Δ_{\max} are strictly positive as well. This completes the proof. \blacksquare

Remark 1: The choice of $\vartheta_1 \in (0, 1)$ establishes an intuitive tradeoff between allowance of larger inter-sampling times $\tau_s(x_k)$ and robustness to larger actuation delays Δ_{\max} . As ϑ_1 decreases, $\tau_s(x_k)$ decreases and Δ_{\max} increases. This implies that we improve robustness vs actuation delays, paid by stronger sampling requirements. On the contrary, as ϑ_1 increases, $\tau_s(x_k)$ increases and Δ_{\max} decreases. This implies that we achieve less restrictive sampling requirements, paid by loss of robustness to the actuation delays.

Remark 2: When applying the self triggering rule defined in the above Theorem in a real scenario, it is necessary to solve the on-line computation of the next sampling time for each time instant t_k . This computation corresponds to solving a second degree equality, and is thus acceptable in an embedded system. On the contrary, the computation of $M_1(x_k)$ and $M_2(x_k)$ can be performed off-line. However, it might be difficult to compute in a closed form $M_2(x_k) = \max_{\bar{x} \in \Omega_V(x_k)} \|\varphi_2(\bar{x}, x_k)\|$ as a function of x_k . In this case, we can define

$$M_2 \doteq \max_{\bar{x}, x_k \in \Omega_V(x_k)} \|\varphi_2(\bar{x}, x_k)\|$$

and use it in Equation 11 to compute the next sampling time.

The above Remarks also apply to Theorems 2 and 3 in following Sections.

IV. SELF TRIGGERED SAFETY CONTROL

The main limitation of the results developed in Section III is the Lipschitz continuity assumption of $\alpha_3^{-1}(\cdot)$ and $\alpha_4(\cdot)$. The following example shows that even exponentially stabilizable systems do not always satisfy this assumption.

Example 1: Consider the system $\dot{x} = Ax + Bu + f(x, u) = f_0(x, u)$ with

$$f_0(x, u) = \begin{pmatrix} -x_1 + x_2 + x_1^2 \\ (1 + x_1)u \end{pmatrix}.$$

Let $u = \kappa(x) = -x_2 \in \mathcal{U}$. Consider the Lyapunov candidate $V(x) = x^T P x$, with P solution of the Lyapunov equation $PA_c + A_c^T P = -Q$, with $Q = 2I$ and $A_c = \begin{pmatrix} -1 & 1 \\ 0 & -1 \end{pmatrix}$. Since $P = \begin{pmatrix} 2 & 1 \\ 1 & 3 \end{pmatrix}$, then $\lambda_{\min}^P \cong 1.382$ and $\lambda_{\max}^P \cong 3.618$ denote respectively the minimum and the maximum eigenvalue of P . For $\|x\| \leq 2/3$, the time derivative of V satisfies

$$\begin{aligned} \dot{V} &= -\|x\|_Q^2 + 2|x_1|^3 + 3|x_1|x_2^2 \\ &\leq -2x_1^2 - 2x_2^2 + 2(2/3)x_1^2 + 3(2/3)x_2^2 \leq -\frac{1}{2}\|x\|^2 \end{aligned}$$

thus the origin is locally exponentially stable, with $\alpha_1(\|x\|) = \lambda_{\min}^P \|x\|^2$, $\alpha_2(\|x\|) = \lambda_{\max}^P \|x\|^2$, $\alpha_3(\|x\|) = \|x\|^2/2$, and $\alpha_4(\|x\|) = \lambda_{\max}^P \|x\|$. It is clear that Assumption 1 is not satisfied, since $\alpha_3^{-1}(\cdot)$ is not Lipschitz. For this reason, we can not imply the existence of a stabilizing self triggering strategy. \diamond

The main problem is that, if $\alpha_3^{-1}(\cdot)$ is not Lipschitz, the next sampling time $\tau_s(x_k)$ goes to zero as x_k approaches the equilibrium point, and this might generate Zeno behaviors. In this Section, without the Lipschitz assumption on $\alpha_3^{-1}(\cdot) \in \mathcal{K}$, we will show that

1. For the unperturbed system (2), it is possible to keep the state arbitrarily close to the equilibrium point by applying a self triggering strategy;
2. For the perturbed system (1), it is possible to keep the state in a δ boundary of the equilibrium point if the disturbance norm is upper bounded by a class \mathcal{K} function $\nu(\delta)$.

The results developed in this section are based on the following.

Assumption 2: Assume that $f_0 \in C^\ell(\mathcal{D}_x \times \mathcal{D}_u)$, with ℓ a positive integer sufficiently large. Assume that there exists a nonempty set \mathcal{U} of state feedback laws $\kappa: \mathcal{D}_x \rightarrow \mathcal{D}_u$, such that $\kappa \in C^\ell(\mathcal{D}_x)$ and the origin of the system (4) is asymptotically stable. \diamond

A. Unperturbed Systems

The following theorem states that, if a system is asymptotically stabilizable using a continuous time state feedback control law, then it is always possible to keep the state arbitrarily close to the equilibrium point by applying a digital self triggering strategy. Note that, in order to guarantee that the state is *arbitrarily* close to the equilibrium point, we need the stabilizability assumption.

Theorem 2: Given the nominal system (2) and a safe set \mathcal{B}_δ , $\delta > 0$, under Assumption 2 there exist a state feedback control law κ , a minimum sampling time $\tau_{\min} > 0$, a function $\tau_s: \mathcal{D}_x \rightarrow [\tau_{\min}, \infty)$ and a maximum allowed actuation delay $\Delta_{\max} > 0$, such that if \mathcal{I} is inductively defined by $t_{k+1} = t_k + \tau_s(x(t_k))$, if $\Delta_k \in [0, \Delta_{\max})$ for each $k \geq 0$, and if the system is safe before applying the state feedback control law

$$x(t) \in \mathcal{B}_\delta, \quad \forall t \in [t_0, t_0 + \Delta_0],$$

then the closed loop system (4) with control input signal $u_{\mathcal{I}}(t)$ is safe with respect to \mathcal{B}_δ , for the time interval $[t_0, \infty)$.

Proof: Using the same reasoning of Theorem 1, and directly considering the case $\Delta_k > 0$, we conclude that the following inequality

$$\begin{aligned} \dot{V} &\leq -(1 - \vartheta)\alpha_3(\|x\|) + \alpha_4(\|x\|)(\|d_h\| + \|d_\Delta\|) - \vartheta\alpha_3(\|x\|) \\ &\leq -(1 - \vartheta)\alpha_3(\|x\|) \end{aligned}$$

holds when

$$\alpha_4(\|x\|) \left(M_1(x_k)(t - t_k) + M_2(x_k)(t - t_k)^2 + M_3\Delta_k \right) \leq \vartheta\alpha_3(\|x\|)$$

with $\vartheta \in (0, 1)$, and d_h , d_Δ , $M_1(x_k)$, $M_2(x_k)$, M_3 defined as in Theorem 1. The above inequality holds if

$$\|x\| \geq \alpha_3^{-1} \left(\frac{\alpha_4(\delta)}{\vartheta} \left(M_1(x_k)(t - t_k) + M_2(x_k)(t - t_k)^2 + M_3\Delta_k \right) \right) \doteq \eta.$$

This implies, by [6], that there exists $b := \alpha_1^{-1}(\alpha_2(\eta)) > 0$ such that $\|x(\tau)\| \leq b$, $\forall \tau \in [t_k, t]$ if $x(t_k) \in \mathcal{B}_b$ and if the following holds

$$\begin{aligned} &\alpha_4(\delta) \left(M_1(x_0)(t - t_k) + M_2(x_k)(t - t_k)^2 + M_3\Delta_k \right) \\ &\leq \vartheta\alpha_3 \left(\alpha_2^{-1}(\alpha_1(\delta)) \right), \end{aligned} \quad (16)$$

where we imposed the constraint $b = \delta$. Let $\vartheta = \vartheta_1 + \vartheta_2$, with $\vartheta_1, \vartheta_2 \in (0, 1)$ and $\vartheta_1 + \vartheta_2 < 1$. Equation (16) holds if the following inequalities hold

$$\begin{aligned} &\alpha_4(\delta) \left(M_1(x_0)(t - t_k) + M_2(x_k)(t - t_k)^2 \right) \\ &\leq \vartheta_1\alpha_3 \left(\alpha_2^{-1}(\alpha_1(\delta)) \right), \end{aligned} \quad (17)$$

$$\alpha_4(\delta)M_3\Delta_k \leq \vartheta_2\alpha_3 \left(\alpha_2^{-1}(\alpha_1(\delta)) \right). \quad (18)$$

If we define

$$\tau'_s(x_k) \doteq \max \left\{ t - t_k \mid \text{equation (17) is satisfied for each } t - t_k \in [0, \tau'_s(x_k)] \right\}$$

$$\tau_{\min} \doteq \min_{x_k \in \mathcal{B}_\delta} \left\{ \tau'_s(x_k) \right\}$$

$$\Delta_{\max} \doteq \min \left\{ (1 - \vartheta_1) \frac{\alpha_3 \left(\alpha_2^{-1}(\alpha_1(\delta)) \right)}{\alpha_4(\delta)M_3}, \tau_{\min} \right\}$$

$$\tau_s(x_k) \doteq \tau'_s(x_k) - \Delta_{\max}$$

and we choose $t_{k+1} = t_k + \tau_s(x_k)$, then (17) holds for all $t \in [t_k + \Delta_k, t_{k+1} + \Delta_{k+1}]$ and for all $k \geq 0$. Since $M_1(x_k)$, $M_2(x_k)$

and M_3 are non-negative and upper bounded for each $x_k \in \mathcal{B}_\delta$, and since $\alpha_4(\cdot)$ and $\alpha_3(\alpha_2^{-1}(\alpha_1(\cdot)))$ are \mathcal{K} class functions, then Equation (17) is a second degree inequality in the form $ay^2 + by - c \leq 0$, where a, b are non-negative and bounded and c is strictly positive and bounded. This trivially implies that $\tau_s(x_k)$ is strictly positive for each $x_k \in \mathcal{B}_\delta$, and thus τ_{\min} is strictly positive as well. It is also clear that Δ_{\max} is strictly positive. This completes the proof. \blacksquare

B. Perturbed Systems

A generic system (1), subject to disturbances and parameter variations, can be seen as the nominal system (2), perturbed by the term

$$g(x, u, \mu, d) = f(x, u, \mu, d) - f_0(x, u) \doteq d_g. \quad (19)$$

Hence, (1) can be rewritten as follows

$$\dot{x} = f_0(x, u) + g(x, u, \mu, d). \quad (20)$$

Definition 2: Under Assumption 2, and given the perturbed system (1) and a safe set \mathcal{B}_δ , $\delta > 0$, we define the perturbation (19) δ -admissible if there exists a state feedback control law $\kappa \in \mathcal{U}$ and a constant $\vartheta_g \in (0, 1)$ such that the function $g(x, \kappa(x_0), \mu, d)$ satisfies

$$\max_{\substack{x, x_k \in \mathcal{B}_\delta \\ d \in \mathcal{D}_d \\ \mu \in \mathcal{D}_\mu}} \|g(x, \kappa(x_k), \mu, d)\| \leq \vartheta_g \frac{\alpha_3(\alpha_2^{-1}(\alpha_1(\delta)))}{\alpha_4(\delta)} \doteq \nu(\delta) \quad (21)$$

with $\alpha_1, \alpha_2, \alpha_3, \alpha_4$ as in (5). \diamond

The δ -admissible perturbations are those for which the safety problem with respect to a ball \mathcal{B}_δ can be solved using continuous time measurement and actuation. If a perturbation is not δ -admissible, safety with respect to \mathcal{B}_δ is clearly not achievable using sampled measurements and actuations. Note that in condition (2) the expression of $\nu(\delta)$ can be explicitly computed.

The following theorem states that, if a system is asymptotically stabilizable using a continuous time state feedback control law and the perturbation is δ -admissible, then it is possible to keep the state in a boundary \mathcal{B}_δ of the equilibrium point by applying a digital self triggering strategy.

Theorem 3: Given the perturbed system (1) and a safe set \mathcal{B}_δ , $\delta > 0$, under Assumption 2 and for any δ -admissible perturbation (19), there exist a state feedback control law κ , a minimum sampling time $\tau_{\min} > 0$, a function $\tau_s : \mathcal{D}_x \rightarrow [\tau_{\min}, \infty)$ and a maximum allowed actuation delay $\Delta_{\max} > 0$, such that if \mathcal{I} is inductively defined by $t_{k+1} = t_k + \tau_s(x(t_k))$, if $\Delta_k \in [0, \Delta_{\max})$ for each $k \geq 0$, and if the system is safe before applying the state feedback control law

$$x(t) \in \mathcal{B}_\delta, \quad \forall t \in [t_0, t_0 + \Delta_0]$$

then the closed loop system (3) with control input signal $u_{\mathcal{I}}(t)$ is safe with respect to \mathcal{B}_δ , for the time interval $[t_0 + \Delta_0, \infty)$. \diamond

Proof: Using the same reasoning of Theorem 2, we conclude that the following inequality

$$\begin{aligned} \dot{V} &\leq -(1 - \vartheta)\alpha_3(\|x\|) - \vartheta\alpha_3(\|x\|) \\ &\quad + \alpha_4(\|x\|)(\|d_h\| + \|d_\Delta\| + \|d_g\|) \\ &\leq -(1 - \vartheta)\alpha_3(\|x\|) \end{aligned}$$

holds when

$$\begin{aligned} \alpha_4(\|x\|) &\left(M_1(x_k)(t - t_k) + M_2(x_k)(t - t_k)^2 + M_3\Delta_k + \|d_g\| \right) \\ &\leq \vartheta\alpha_3(\|x\|) \end{aligned}$$

with $\vartheta \in (0, 1)$, and $d_h, d_\Delta, M_1(x_k), M_2(x_k), M_3$ defined as in Theorem 1. The above inequality holds is

$$\begin{aligned} \|x\| &\geq \alpha_3^{-1} \left(\frac{\alpha_4(\delta)}{\vartheta} \left(M_1(x_k)(t - t_k) + M_2(x_k)(t - t_k)^2 \right. \right. \\ &\quad \left. \left. + M_3\Delta_k + \|d_g\| \right) \right) \doteq \eta. \end{aligned}$$

This implies, by [6], that there exists $b := \alpha_1^{-1}(\alpha_2(\eta)) > 0$ such that $\|x(\tau)\| \leq b, \forall \tau \in [t_k, t]$ if $x(t_k) \in \mathcal{B}_b$ and if the following holds

$$\begin{aligned} \alpha_4(\delta) &\left(M_1(x_0)(t - t_k) + M_2(x_k)(t - t_k)^2 + M_3\Delta_k \right) + \|d_g\| \\ &\leq \vartheta\alpha_3 \left(\alpha_2^{-1}(\alpha_1(\delta)) \right). \end{aligned} \quad (22)$$

where we imposed the constraint $b = \delta$. Let $\vartheta = \vartheta_1 + \vartheta_2 + \vartheta_g$, with $\vartheta_1, \vartheta_2, \vartheta_g \in (0, 1)$ and $\vartheta_1 + \vartheta_2 < 1 - \vartheta_g$. Since the perturbation is assumed δ -admissible, then

$$\|d_g\| \leq \vartheta_g \frac{\alpha_3(\alpha_2^{-1}(\alpha_1(\delta)))}{\alpha_4(\delta)}.$$

Thus, Equation (22) holds if the following inequalities hold

$$\begin{aligned} \alpha_4(\delta) &\left(M_1(x_0)(t - t_k) + M_2(x_k)(t - t_k)^2 \right) \\ &\leq \vartheta_1\alpha_3 \left(\alpha_2^{-1}(\alpha_1(\delta)) \right) \\ \alpha_4(\delta)M_3\Delta_k &\leq \vartheta_2\alpha_3 \left(\alpha_2^{-1}(\alpha_1(\delta)) \right). \end{aligned} \quad (23)$$

If we define

$$\begin{aligned} \tau'_s(x_k) &\doteq \max \{ t - t_k \mid \text{equation (23) is satisfied} \\ &\quad \text{for each } t - t_k \in [0, \tau'_s(x_k)] \} \\ \tau_{\min} &\doteq \min_{x_k \in \mathcal{B}_\delta} \{ \tau'_s(x_k) \} \\ \Delta_{\max} &\doteq \min \left\{ \left(1 - \vartheta_1 - \vartheta_g \right) \frac{\alpha_3(\alpha_2^{-1}(\alpha_1(\delta)))}{\alpha_4(\delta)M_3}, \tau_{\min} \right\} \\ \tau_s(x_k) &\doteq \tau'_s(x_k) - \Delta_{\max} \end{aligned}$$

and we choose $t_{k+1} = t_k + \tau_s(x_k)$, then (22) holds for all $t \in [t_k + \Delta_k, t_{k+1} + \Delta_{k+1}]$ and for all $k \geq 0$. As discussed in Theorem 1, $\tau_s(x_k)$ is strictly positive for each $x_k \in \mathcal{B}_\delta$, and $\tau_{\min}, \Delta_{\max}$ are strictly positive as well. This completes the proof. \blacksquare

As discussed in Section III, the choice of ϑ_1, ϑ_2 and ϑ_g establishes in an intuitive way the tradeoff between allowance of larger inter-sampling times (ϑ_1), and robustness to larger actuation delays (ϑ_2) and perturbations (ϑ_g).

Theorems 2 and 3 prove the existence of a self triggering strategy characterized by the time sequence $\mathcal{I} = \{t_k\}_{k \geq 0}$, with $t_k \geq \tau_{\min} > 0$ for each $k \geq 0$, such that the closed loop system satisfies a given safety specification. Moreover, they provide a formula to explicitly compute the next sampling time t_{k+1} as a function of the state $x(t_k)$ at time t_k .

Although the simulation results illustrated in Section V show strong benefits of the proposed self triggering strategy with respect to controllers based on constant sampling, the sequence \mathcal{I} might be conservative, in the sense that longer sampling times might be determined, because of the approximations used in the proof.

A trivial way to obtain a less conservative sequence \mathcal{I} without introducing more restricting assumptions is the use of Taylor expansions of order higher than 2.

V. AN EXAMPLE OF APPLICATION OF THE DIGITAL SELF TRIGGERED ROBUST CONTROL

Consider the system defined in Example 1. As already shown, we can not imply the existence of a stabilizing self triggering strategy. However, since Assumption 2 holds, Theorem 2 implies the existence of a self triggering strategy that guarantees safety for an arbitrary small neighborhood of the equilibrium point. In particular, since the origin of the system is locally exponentially stabilizable for $\|x\| \leq 2/3$, we define the safe set \mathcal{B}_δ with $\delta = 10^{-4} < 2/3$. We performed simulations using Matlab, with initial condition $x_0 = (10^{-5}, 10^{-5})^T \in \mathcal{B}_\delta$.

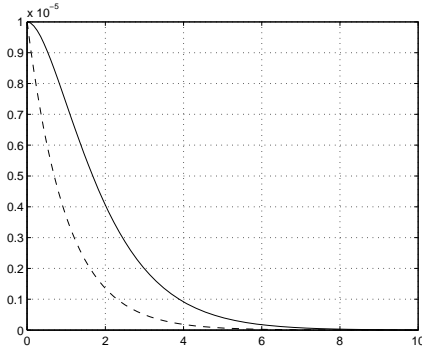


Fig. 1. Continuous control: x_1 (solid), x_2 (dashed) vs time

In Figure 1, the closed loop behavior is illustrated when a continuous time control law is used. The closed loop system is asymptotically stable.

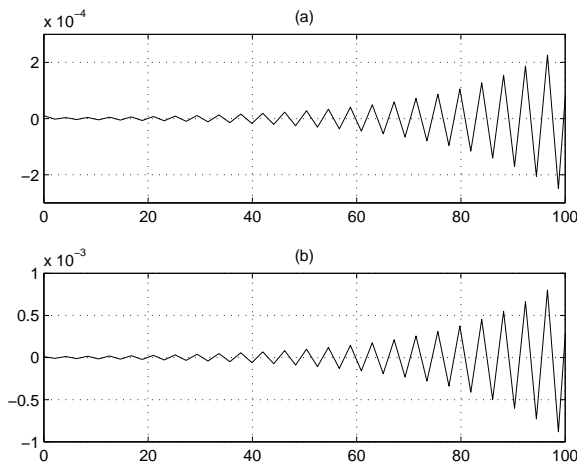


Fig. 2. Digital control with constant sampling time of 2.1 s: (a) x_1 ; (b) x_2 vs time

In Figure 2, the closed loop behavior is illustrated when a discrete time control law with constant sampling time of 2.1 s is used. The closed loop system is unstable.

In Figure 3, the closed loop behavior is illustrated when the proposed self triggering control algorithm is used, with $\vartheta = 0.99$ and with no actuation delay, namely $\Delta_k = 0$ for each $k \geq 0$.

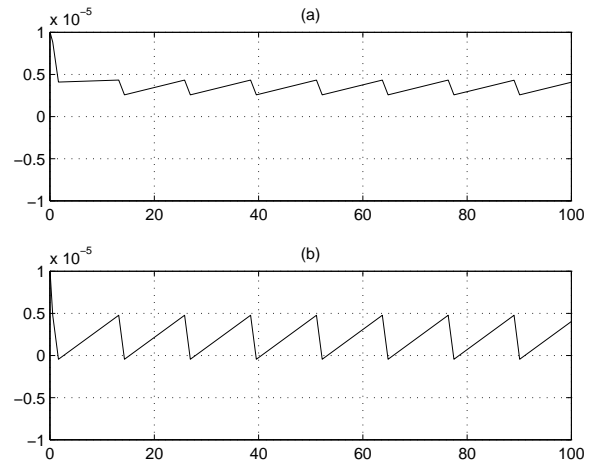


Fig. 3. Self triggering control with $\vartheta = 0.99$ and $\Delta_k = 0$ ms: (a) x_1 ; (b) x_2 vs time

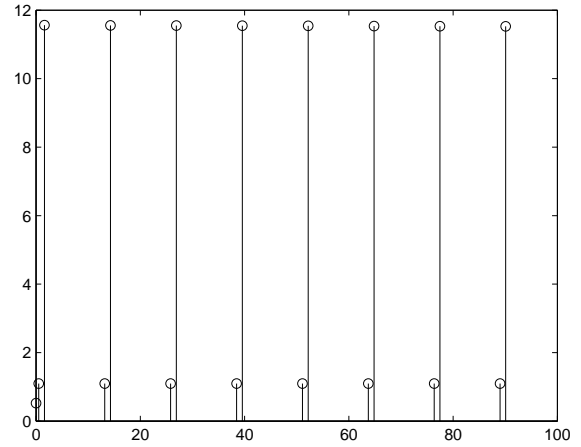


Fig. 4. Sequence of sampling instants $\mathcal{I} = \{t_k\}_{k \geq 0}$ [s] with $\vartheta = 0.99$ and $\Delta_k = 0$ ms.

The closed loop system is not asymptotically stable, but is safe with respect to \mathcal{B}_δ for the time interval $[t_0, \infty)$. It is interesting to remark that the average sampling time is 6.2 s, i.e. more than 295% longer than the constant sampling time of 2.1 s that yields an unstable control loop. Thus, using the proposed self triggering control algorithm, we achieve safety reducing of more than 295% the battery energy consumption, with respect to an unstable control strategy with constant sampling. However, since we have chosen $\vartheta = 0.99$, we can only guarantee robustness with respect to actuation delays bounded by $\Delta_{\max} = 0.17$ ms.

In Figure 5, the closed loop behavior is illustrated when the proposed self triggering control algorithm law is used, with $\vartheta = 0.5$ and with actuation delay $\Delta_k = \Delta_{\max} = 9$ ms for each $k \geq 0$. The closed loop system is not asymptotically stable, but is still safe with respect to \mathcal{B}_δ for the time interval $[t_0, \infty)$. However, since we have chosen $\vartheta = 0.5$ in order to be robust with respect to actuation delays, the average sampling time 3 s is more conservative with respect to the case $\vartheta = 0.99$. However, the average sampling time is almost 50% longer than the constant

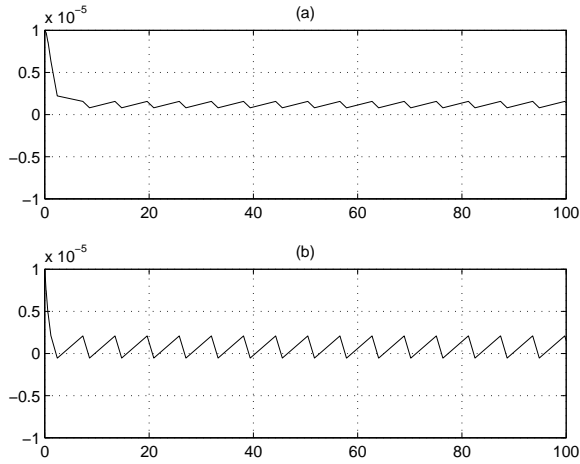


Fig. 5. Self triggering control with $\vartheta = 0.5$ and $\Delta_k = 9$ ms: (a) x_1 ; (b) x_2 vs time

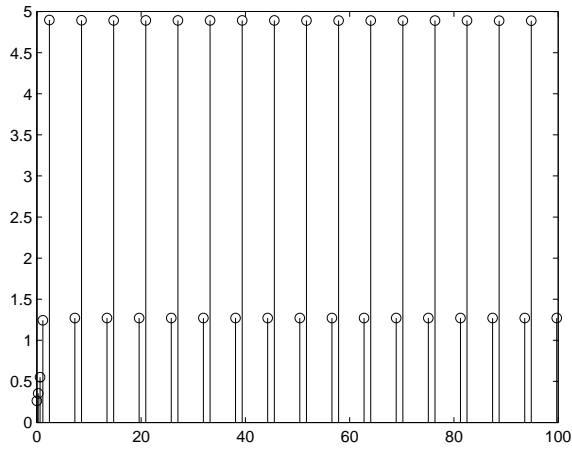


Fig. 6. Sequence of sampling instants $\mathcal{I} = \{t_k\}_{k \geq 0}$ [s] with $\vartheta = 0.5$ and $\Delta_k = 9$ ms

sampling time of 2.1 s, that yields an unstable control loop. Thus, using the proposed self triggering control algorithm, we achieve safety reducing of almost 50% the battery energy consumption, with respect to an unstable control strategy with constant sampling, while guaranteeing robustness with respect to actuation delays bounded by $\Delta_{\max} = 9$ ms.

VI. CONCLUSIONS

We have developed novel results on self triggering control for the asymptotic stability of unperturbed nonlinear systems, affected by bounded actuation delays, and for the safety problem, for nonlinear systems perturbed by norm-bounded parameter uncertainties and disturbances, and affected by bounded actuation delays. We have provided a methodology for the computation of the next execution time in both cases. We have showed on a simple case study that the proposed results provide strong benefits in terms of energy consumption, with respect to digital controls based on constant samplings, by reducing the average sampling times. As a next step of this research line, we aim to tackle more complex case studies, and obtain results for less conservative sampling time sequences.

REFERENCES

- [1] I. F. Akyildiz and I. H. Kasimoglu, WirelessHART: Wireless sensor and actor networks: research challenges, *Ad hoc networks*, VOL. 2, NO. 4, pp. 351–367, 2004.
- [2] A. Anta, and P. Tabuada, Self-Triggered Stabilization of Homogeneous Control Systems, *Proceedings of the 2008 American Control Conference – ACC 2008*, pp. 4129–4134, 2008.
- [3] A. Anta, and P. Tabuada, To Sample or not to Sample: Self-Triggered Control for Nonlinear Systems, *IEEE Transactions on Automatic Control*, Vol. 55, No. 9, 2010.
- [4] APOLLO Final Report, Intelligent Tyre for Accident-Free Traffic, IST-2001–34372, Deliverable 22/23, 2001.
- [5] D. Bianchi, A. Borri, G. Burgio, M. D. Di Benedetto, and S. Di Gennaro, Adaptive Integrated Vehicle Control using Active Front Steering and Rear Torque Vectoring, *International Journal of Vehicle Autonomous Systems*, Special Issue on: “Autonomous and Semi-Autonomous Control for Safe Driving of Ground Vehicles”, Vol. 8, No. 2/3/4, pp. 85–105, 2010.
- [6] H. K. Khalil, *Nonlinear Systems*, Third Edition, Prentice Hall, Upper Saddle River, New Jersey, U.S.A., 2002.
- [7] H. Karl and A. Willig, *Protocols and Architectures for Wireless Sensor Networks*, Wiley, 2005.
- [8] J. Kurzweil, On the Inversion of Liapunov’s Second Theorem on Stability of Motion, *Translation of American Mathematical Society*, Vol. 24, pp. 19–77, 1963. Originally appeared on *Czechoslovak Mathematica Journal*, Vol. 81, pp. 217–259, 1956.
- [9] M. Lemmon, T. Chantem, X. Hu, and M. Zyskowski, On Self-Triggered Full Information H-infinity Controllers, in *Hybrid Hybrid Systems: Computation and Control*, 2007.
- [10] X. Wang, and M. Lemmon, Self-Triggered Feedback Control Systems With Finite-Gain \mathcal{L}_2 Stability, *IEEE Transactions on Automatic Control*, No. 3, Vol. 54, pp. 452–467, 2009.
- [11] R. Matsuzakia, A. Todoroki, Wireless Strain Monitoring of Tires Using Electrical Capacitance Changes with an Oscillating Circuit, *Sensors and Actuators A*, No. 119, pp. 323–331, 2005.
- [12] M. Mazo, and P. Tabuada, On Event-Triggered and Self-Triggered Control over Sensor/Actuator Networks, *Proceedings of the 47th Conference on Decision and Control*, Cancun, Mexico, pp. 435–440, 2008.
- [13] H. B. Pacejka, *Tyre and Vehicle Dynamics*, Elsevier Butterworth-Hein, 2005.
- [14] M. E. Palmer, C. C. Boyd, J. McManus, and S. Meller, Wireless Smart-Tire for Road Friction Measurement and Self State Determination, *Proceedings of the 43rd AIAA/ASME/ASCE/AHS Structure, Structural Dynamics, and Materials Conference*, p. 1548, Denver, CO, USA, 22–25 April, 2002.
- [15] J. Song, S. Han, A. Mok, D. Chen, M. Lucas, M. Nixon, and W. Pratt, WirelessHART: Applying Wireless Technology in Real-Time Industrial Process Control, In *Proceedings of the 14th IEEE Real-Time and Embedded Technology and Applications Symposium (RTAS)*, 2008.
- [16] P. Tabuada, Event-Triggered Real-Time Scheduling of Stabilizing Control Tasks, *IEEE Transactions on Automatic Control*, Vol. 52, No. 9, pp. 1680–1685, 2007.
- [17] A. Anta and P. Tabuada, Exploiting Isochrony in Self-Triggered Control, Submitted for publication, Preprint available on arXiv:1009.5208, September 2010.
- [18] Brook Taylor, *Methodus Incrementorum Directa et Inversa* [Direct and Reverse Methods of Incrementation] (London, 1715), pp. 21–23 (Proposition VII, Theorem 3, Corollary 2). Translated into English in D. J. Struik, *A Source Book in Mathematics 1200–1800* (Cambridge, Massachusetts: Harvard University Press, 1969), pp. 329–332.
- [19] M. Velasco, P. Marti, and J. Fuertes, The Self Triggered Task Model for Real-Time Control Systems, *Work-in-Progress Session of the 24th IEEE Real-Time Systems Symposium – RTSS03*, pp. –, 2003.
- [20] T. Yoshizawa, *On the Stability of Solutions of a System of Differential Equations*, *Memoirs of the College of Sciences, University of Kyoto*, Ser. A, Vol. 29, pp. 27–33, 1955.