

YOUNG RADIO PULSARS IN GALACTIC GLOBULAR CLUSTERS

J. BOYLES*, D. R. LORIMER*, P. J. TURK[†], R. MNATSAKANOV[†], R. S. LYNCH**, S. M. RANSOM[‡], P. C. FREIRE[§], AND
K. BELCZYNSKI[¶]

Draft version September 12, 2018

ABSTRACT

Currently three isolated radio pulsars and one binary radio pulsar with no evidence of any previous recycling are known in 97 surveyed Galactic globular clusters. As pointed out by Lyne et al., the presence of these pulsars cannot be explained by core-collapse supernovae, as is commonly assumed for their counterparts in the Galactic disk. We apply a Bayesian analysis to the results from surveys for radio pulsars in globular clusters and find the number of potentially observable non-recycled radio pulsars present in all clusters to be < 3600 . Accounting for beaming and retention considerations, the implied birth rate for any formation scenario for all 97 clusters is < 0.25 pulsars per century assuming a Maxwellian distribution of velocities with a dispersion of 10 km s^{-1} . The implied birth rates for higher velocity dispersions are substantially higher than inferred for such pulsars in the Galactic disk. This suggests that the velocity dispersion of young pulsars in globular clusters is significantly lower than those of disk pulsars. These numbers may be substantial overestimates due to the fact that the currently known sample of young pulsars is observed only in metal-rich clusters. We propose that young pulsars may only be formed in globular clusters with metallicities with $\log[\text{Fe}/\text{H}] > -0.6$. In this case, the potentially observable population of such young pulsars is 447_{-399}^{+1420} (the error bars give the 95% confidence interval) and their birth rate is $0.012_{-0.010}^{+0.037}$ pulsars per century. The mostly likely creation scenario to explain these pulsars is the electron capture supernova of a OMeNe white dwarf.

Subject headings: globular clusters: general — methods: statistical — pulsars: general

1. INTRODUCTION

Since the first discovery of PSR B1821–24 in M28 (Lyne et al. 1987), 143 pulsars¹ have been discovered in 27 globular clusters (GCs). While the majority of GC pulsars are thought to have been formed in low-mass X-ray binary systems, in which the neutron star has been spun up to millisecond periods by the transfer of matter from an evolved companion (see, e.g. Camilo & Rasio 2005 for a recent review), a small minority of the GC pulsar population appear to be similar to the isolated “normal” pulsars which inhabit the disk of our Galaxy (i.e. spin periods (P) of several hundred ms, characteristic ages (τ_c) of 10^7 – 10^8 yr, and inferred dipole magnetic field strengths (B) of 10^{11} – 10^{12} Gauss). These pulsars were originally discussed by Lyne et al. (1996) who noted that, since no significant star formation has occurred in GCs in the last billion years (Briley et al. 1994), this population appears to be highly anomalous. Lyne et al. (1996) also note that the young pulsars appear in metal-rich GCs. This trend has persisted despite fifteen years of intense searches of most of the cluster popula-

tion. A goal of this work is to investigate the statistical and astrophysical significance of this result.

Recent improvements in observational systems over the past decade have led to a wealth of discoveries of pulsars in GCs. Sensitive radio surveys for pulsars have been conducted on almost 100 GCs to date. The two most fruitful have been Terzan 5 (Ransom et al. 2005) and 47 Tucanae (Freire et al. 2001) with 34 and 23 pulsars respectively. Neither of these clusters harbor any normal pulsars, which we will henceforth define as being pulsars with spin periods $P > 100$ ms and inferred magnetic field strengths $B > 10^{11}$ Gauss. This is somewhat surprising, given that the significant selection effects known to hamper the detection of binary and millisecond pulsars in clusters (Camilo & Rasio 2005) are not as severe for normal isolated pulsars.

Clearly, some physical mechanism is at work which produces these apparently young pulsars in GCs in a different way to how we believe they are formed in the disk of our Galaxy. One possible method is the collapse of a white dwarf via an electron capture supernova in a binary or collisional system (Ivanova et al. 2008). In this paper, we revisit the statistics of the normal pulsars based on the results of recent surveys, and recent studies of the Galactic population of normal pulsars (Faucher-Giguère & Kaspi 2006 (hereafter FK06); Ridley & Lorimer 2010). In §2, we review the current sample of normal pulsars in GCs. In §3, we compile a list of flux-density detection limits for 97 GCs based on published searches and some recent unpublished results. In §4, we use these limits to characterize the population of young pulsars. In §5 we discuss the intrinsic population and birth rate of young pulsars in GCs. In §6 we discuss formation scenarios and future work with young globular cluster pulsars.

* Department of Physics, 210 Hodges Hall, West Virginia University, Morgantown, WV 26506

[†] Department of Statistics, 423 Hodges Hall, West Virginia University, Morgantown, WV 26506

** Department of Astronomy, University of Virginia, P.O. Box 400325, Charlottesville, VA 22904

[‡] National Radio Astronomy Observatory, 520 Edgemont Rd, Charlottesville, VA

[§] Max-Planck-Institut für Radioastronomie, Auf dem Hügel D-53121, Bonn, Germany

[¶] Astronomical Observatory, University of Warsaw, AL Ujazdowskie 4,00-478, Warsaw, Poland

¹ For an up-to-date list of known globular cluster pulsars, see <http://www.naic.edu/~pcfrire/GCpsr.html>

2. THE CURRENT SAMPLE OF YOUNG PULSARS IN GCS

At least three, possibly four, young pulsars are known in two or three GCs. These four pulsars are B1718–19 in NGC 6342, B1745–20 in NGC 6640, and J1823–3021B and J1823–3021C in NGC 6624. The properties of these pulsars are summarized in Table 1 and their GC properties relevant to this data analysis can be seen in Table 3. As can be seen by inspecting their position with respect to other normal Galactic field pulsars on the P – \dot{P} diagram shown in Figure 1, these pulsars appear to be consistent with the distribution of normal pulsars in the Galactic disk.

Two long-period pulsars are not included in this compilation. Firstly, the 110-ms pulsar B2127+11A in GC NGC 7078 which is known to have a negative period derivative due to contamination by the cluster potential and nearby stars (Wolszczan et al. 1989). As discussed by these authors, the pulsar most likely has a small intrinsic period derivative indicating that it has undergone some recycling in a binary system which has subsequently been disrupted due to close encounters in the cluster. It is also noted that a recent measurement of the second period derivative of $\ddot{P} = 3.2 \times 10^{-29} \text{ s}^{-1}$ for this pulsar is entirely consistent with encounters with nearby stars in the cluster (Jacoby et al. 2006). Another long-period pulsar which we do not consider to be young is the 110-ms pulsar J1750–37A in GC NGC 6441 (Freire et al. 2008). This is a member of an eccentric binary system and its low period derivative places it closer to the region of the P – \dot{P} diagram occupied by the double neutron star binary systems and the eccentric neutron star–white dwarf binaries (see Figure 1).

One other caveat needs to be discussed with the sample of young pulsars present in this paper. PSR B1718–19 may not truly be a member of NGC 6342 and is the only pulsar located near NGC 6342. An earlier discussion of this subject is presented in Bailes et al. (2005) and a further expansion will be presented here. The original paper used PSR B1718–19’s position, binary status, and dispersion measure (DM) to argue for its association with NGC 6342. Its position of $2.3'$ away from the cluster’s center is 3 times greater than the half-mass radius of the cluster. All other young pulsars presented in Table 1 and a majority of all globular cluster pulsars with timing solutions are found within the half-mass radius. The DM of 75.7 pc cm^{-3} for PSR B1718–19 is somewhat below the predicted values of 120 pc cm^{-3} using $\text{DM} = 20/\sin(b)$ pc cm^{-3} (Lyne et al. 1995) where $b = 9.72^\circ$, 130 pc cm^{-3} (Taylor & Cordes 1993), or 229 pc cm^{-3} (Cordes & Lazio 2002). These DM models are uncertain, but factors in the range of 1.5 to 3 are larger than the known differences for sources within $|b| < 10^\circ$ of the Galactic plane. The unusual binary nature of PSR B1718–19 gives support to its association with NGC 6342 due to its existence as a eclipsing low-mass binary pulsar (Freire 2005) and due to the fact that the proportion of pulsars with binary companions is about two orders of magnitude greater for GC pulsars than Galactic field pulsars (Lyne et al. 1995). In the following sections, given the lack of clear evidence for or against the association, the results are discussed both with and without the inclusion of PSR B1718–19 and will be explicitly stated when PSR B1718–19 is not included.

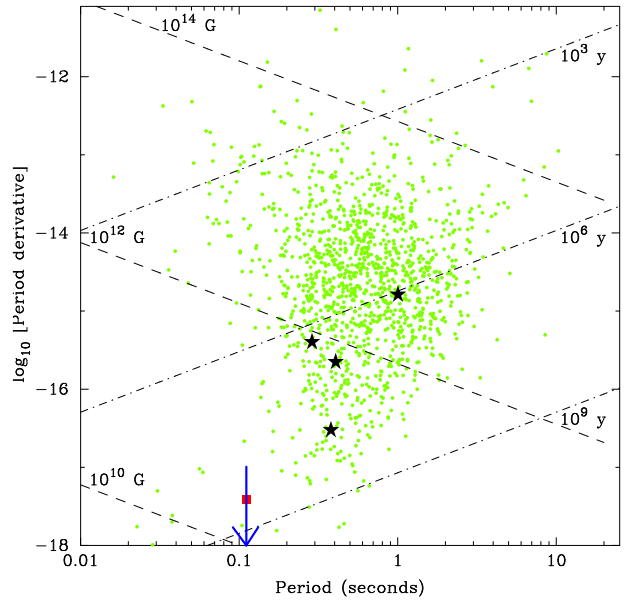


FIG. 1.— P – \dot{P} diagram showing young globular cluster pulsars as black stars and PSR J1750–37A as a red square. PSR B2127+11A is shown as a blue arrow with the arrow representing the limit on period derivative at the bottom of the diagram. Dashed lines are lines of constant magnetic field and dot dash lines are lines of constant characteristic age. The pulsar population data are taken from the ATNF pulsar database (Manchester et al 2005).

3. SENSITIVITY LIMITS FOR YOUNG PULSARS IN GCS

To carry out the statistical analysis of this sample, it is necessary to have a substantial compilation of upper limits from GCs that have been searched for such pulsars. Table 2 gives our compilation of flux density limits at 1400 MHz for searches of each cluster, S_{min} and GC properties relevant to this work. The main surveys that were used are Hessels et al. (2007), Lynch & Ransom (2011), Lynch et al. (2011), and Possenti et al. (2010). The rest of the GCs had their flux limits taken from the most recent discovery paper. If the paper did not quote a flux limit, one was derived using the survey parameters from the paper using the radiometer equation for pulsars which gives

$$S_{\text{min}} = \frac{\beta(S/N_{\text{min}})T_{\text{sys}}}{G\sqrt{n_p t_{\text{int}} \Delta f}} \sqrt{\frac{\delta}{1-\delta}}, \quad (1)$$

where β is a digitization correction faction, S/N_{min} is the minimum signal-to-noise ratio, T_{sys} is the system temperature of the telescope, G is the gain of the telescope, n_p is the number of polarizations summed, t_{int} is the observation time, Δf is the bandwidth of the backend, and δ is the fractional pulse width (Lorimer & Kramer 2005).

The parameters t_{int} , Δf , and n_p are all taken from the relevant survey paper. The values for G and β can be obtained from the websites or papers that give the telescope and backend specifications. S/N_{min} and δ are parameters that are chosen to have values of 8 and 0.1 respectively. T_{sys} can be expressed as:

$$T_{\text{sys}} = T_{\text{rec}} + T_{\text{CMB}} + T_{\text{gsyn}} + T_{\text{spill}} + T_{\text{RFI}}, \quad (2)$$

where T_{rec} is the receiver temperature, T_{CMB} is the cosmic background temperature, T_{gsyn} is the Galactic syn-

TABLE 1
THE FOUR YOUNG PULSARS CURRENTLY KNOWN IN GCs

PSR	Cluster	P (ms)	\dot{P} (s s ⁻¹)	DM (pc cm ⁻³)	B (G)	τ_c (yrs)	S_{1400} (mJy)	Binary?	Timing Solution Reference
B1718–19	NGC 6342	1004	1.6×10^{-15}	75.7	1.3×10^{12}	9.8×10^6	0.30	Yes	Lyne et al. (1993)
B1745–20	NGC 6440	288	4.0×10^{-16}	219.4	3.4×10^{11}	1.1×10^7	0.37	No	Freire et al. (2008)
J1823–3021B	NGC 6624	379	3.0×10^{-17}	86.9	1.1×10^{11}	2.0×10^8	1.04	No	Lynch et al. (2011)
J1823–3021C	NGC 6624	406	2.2×10^{-16}	86.7	3.0×10^{11}	2.9×10^7	0.71	No	Lynch et al. (2011)

chrotron temperature, T_{spill} is the spillover temperature from sources in the side lobes of the telescope, and T_{RFI} is the increase in system temperature due to terrestrial radio frequency interference (RFI). The values of T_{rec} , T_{CMB} , and T_{gsyn} are well known, but T_{spill} and T_{RFI} can vary greatly with time and telescope position causing large uncertainties in T_{sys} and can only truly be obtained by proper calibration. Due to pulsar survey observations rarely ever having accurate calibration, the expression for T_{sys} has been simplified to include only the T_{rec} , T_{CMB} , and T_{gsyn} . One last fact to mention is that, due to these pulsars having long periods, DM smearing and scattering are unlikely to be important and are not considered in this work.

For any surveys which were not carried out at 1400 MHz, the quoted limits are scaled from the observing frequency to 1400 MHz using a simple power law $S \propto \nu^{-1.6}$, which is consistent with the average spectral behavior for a large sample of normal pulsars (Lorimer et al. 1995).

4. THE POTENTIALLY OBSERVABLE POPULATION OF YOUNG PULSARS IN GCS

For all clusters listed in Table 3, we can use the flux density limits to model the most likely number of potentially observable pulsars² in each cluster. Using a binomial data model, we carry out a simple Bayesian analysis described below. This method rests on a key simplifying assumption about the luminosity function of young pulsars. Following Faucher-Giguère & Kaspi (2006), we will assume that the parent population follows a log-normal luminosity function defined (at 1400 MHz) to have a mean in the base-10 logarithm of L (in mJy) to be -1.1 and a standard deviation of 0.9 . This assumption is reasonable if we consider that the spin-down evolution of isolated pulsars in GCs is the same as the Galactic disk. Variations on the mean and standard deviation of the log-normal luminosity function have been applied to our analysis using models from Ridley & Lorimer (2010). These values are in the range of -1.04 to -1.19 for the mean of the luminosity function in the base-10 and in the range of 0.91 to 0.98 for the standard deviation.

We can model the number of pulsars in a particular cluster, N , given a “detection probability” θ and an observed sample of n pulsars. Bayes’ theorem gives the joint posterior probability density for N and θ as

$$p(N, \theta|n) \propto p(n|N, \theta)p(N, \theta). \quad (3)$$

Here $p(n|N, \theta)$ is the probability of observing n pulsars from a parent population of N with some θ , and $p(N, \theta)$

is the joint prior probability density for N and θ . The prior distribution for N is assumed to be uniform in the range n to ∞ . Graphically, θ is the ratio of the area under the luminosity function for $L > L_{\text{min}}$ to the total area under the function. We evaluate θ numerically using Monte Carlo integration of the Faucher-Giguère & Kaspi (2006) luminosity function and four luminosity functions from Ridley & Lorimer (2010). The prior distribution for θ is assumed to be independent of N and uniform in the range θ_{min} to θ_{max} , which are defined to be the minimum and maximum probabilities from the five distribution functions. The simplest choice for a likelihood function is the binomial distribution, i.e.

$$p(n|N, \theta) = \frac{N!}{n!(N-n)!} \theta^n (1-\theta)^{N-n}, \quad (4)$$

where θ depends on the luminosity limit and the assumed parent luminosity function.

For the majority of cases in which there are no detections in a cluster, $n = 0$ and the likelihood term simplifies considerably to

$$p(n|N, \theta) = (1-\theta)^N. \quad (5)$$

For the cases of NGC 6440 and NGC 6342, where there is one detection, i.e. $n = 1$, we have

$$p(n|N, \theta) = N\theta(1-\theta)^{N-1}, \quad (6)$$

while for the two pulsars in NGC 6624, $n = 2$ which leads to

$$p(n|N, \theta) = \frac{N(N-1)}{2} \theta^2 (1-\theta)^{N-2}. \quad (7)$$

Having found the joint posterior distribution $p(N, \theta|n)$, we then marginalize over θ to get the posterior distribution for N using the appropriate choice for the likelihood function (i.e. Eq. 5, 6, or 7 depending on the value for n in each case) and give the 95% percentile-based credible intervals for N (i.e. the 0.025 and 0.975 percentiles) as well as the median in Table 4. Examples of these discrete probability density functions can be seen in Figure 2 for four GCs. 47 Tuc shows the typical shape of a discrete probability density function for a GC with no young pulsars.

5. THE INTRINSIC POPULATION AND BIRTH RATES OF YOUNG GC PULSARS

The results from the previous sections do not take into account the population of young pulsars whose emission beams do not intersect our line of sight or the population of young pulsars which escaped the gravitational potential of their parent GCs. Both of these issues are addressed in this section.

² The estimates in this section do not account for beaming effects, or the fact that many pulsars will escape the cluster potential and will be missed by the surveys. We discuss these issues in §5.

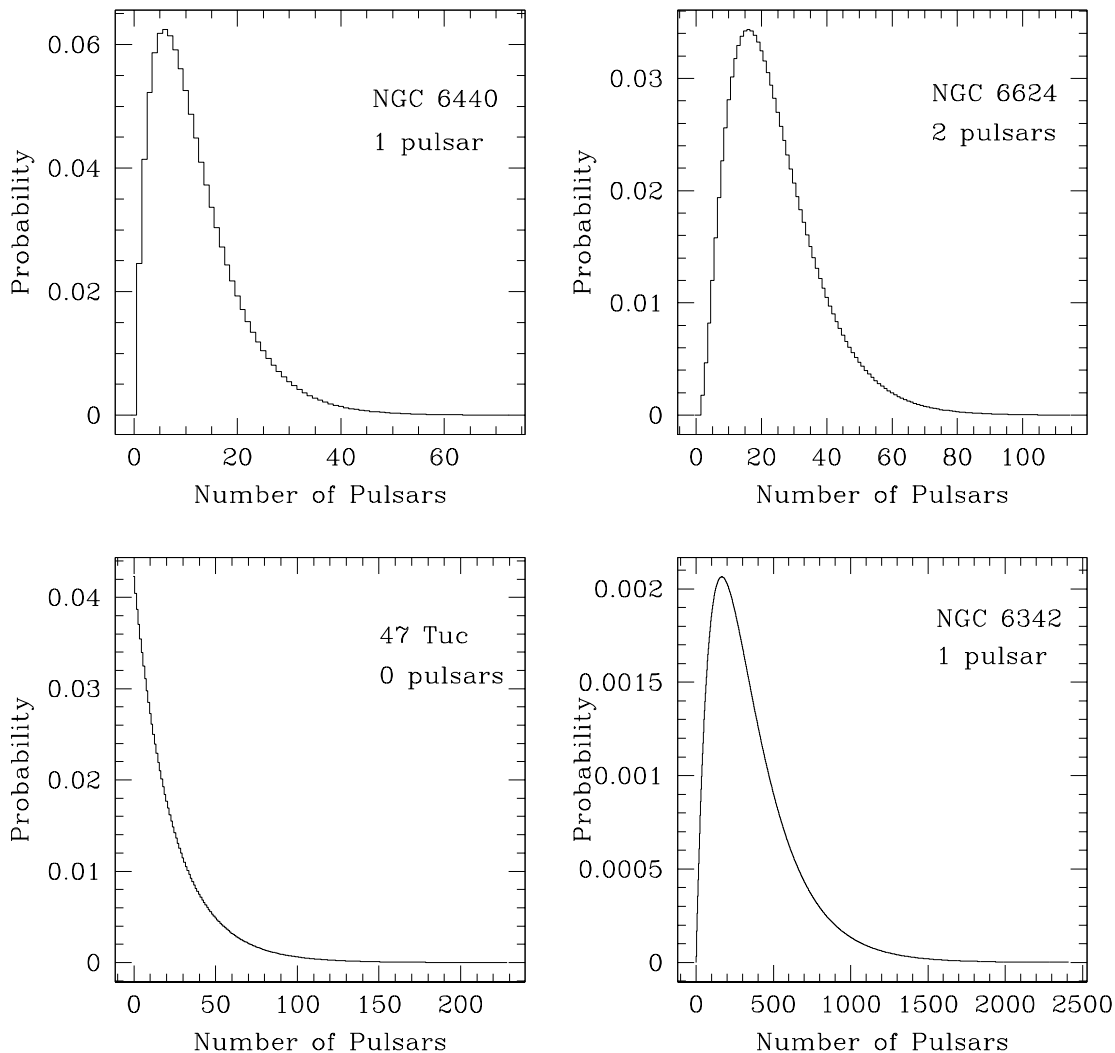


FIG. 2.— Examples of discrete posterior probability density functions for the number of potentially observable pulsars in GCs using the Bayesian analysis.

5.1. Results for all GCs

Retention fractions (f_R), the fraction of pulsars which do not have a large enough birth velocity to escape the cluster’s gravitational potential, are calculated for each GC. These f_R are obtained by using the escape velocity of the GC and a velocity distribution function. Hobbs et al. (2005) showed that a Maxwellian distribution fits the Galactic population of pulsars well for many categories (all, young, recycled, etc.) of pulsars, hence we choose the velocity distribution function to have the form of a Maxwellian with a dispersion σ_v . Caution does need to be taken with this choice of velocity distribution function because no physical mechanism is presented in Hobbs et al. (2005) to explain this Maxwellian distribution and the low velocity end of this distribution is not well constrained due to the fact low velocity pulsar’s proper motions are difficult to measure. Multiple values were chosen for σ_v : 265 km s⁻¹ from Hobbs et al. (2005), an intermediate value of 130 km s⁻¹, 50 km s⁻¹, 20 km s⁻¹,

and 10 km s⁻¹ as a lower value. Many separate values have been chosen because it is most likely that these young GC pulsars are formed from electron capture supernovae for which the accompanying natal kick may be 10 times smaller than in the case of core collapse supernova (Ivanova et al. 2008, Kitaura et al. 2006). The escape velocities were taken from Gnedin et al. (2002) except for ESO 452 which came from Webbink (1985). The retention fractions are calculated by numerically integrating the Maxwellian velocity distribution function from 0 to the escape velocity of the GCs.

Each retention fraction was used to calculate a theoretical upper limit for the number of young pulsars produced for every GC

$$N_{\text{created}} = \frac{N}{f_R f_{\text{beam}}}, \quad (8)$$

where N represents the number of pulsars predicted by the binomial method, i.e the median in Table 4, and

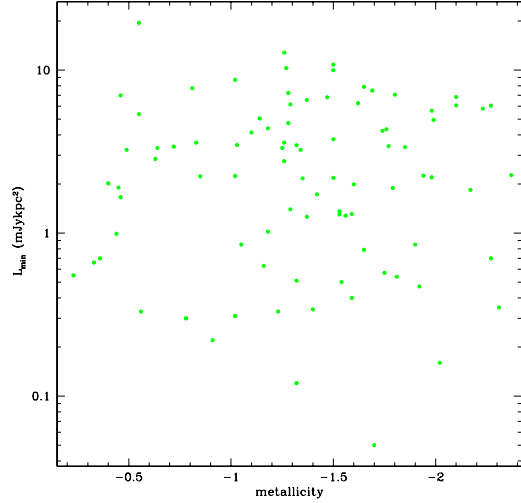


FIG. 3.— 1400 MHz luminosity survey limits as a function of metallicity with six GCs excluded with distances greater than 20 kpc. The luminosities are randomly distributed and show no bias against low or high metallicity GCs.

f_{beam} is the beaming fraction for pulsars. The value taken for the pulsar beaming fraction is 0.1 (Tauris & Manchester 1998). This value represents an upper limit on the number of pulsars created in a particular GC. The number of pulsars created in a GC is then divided by the average life time of a young pulsar (43 Myr) to obtain upper limits on the birth rates (\mathcal{R}) for each GC. An average lifetime of 43 Myr is derived by taking the total number of Radio-Loud pulsars (1,200,000) and dividing it by the pulsar birthrate (2.8 psrs per century) in FK06. All results from the binomial analysis are contained within Table 4.

One GC, M22, has median value of zero and no young pulsars are expected to be contained within it. This results in a birth rate of zero for M22. To calculate a birth rate for this GC, it is assumed that the cluster contains one pulsar and an upper limit is constructed using this assumption.

5.2. Metal-rich GCs

Up to this point, the analysis presented uses flux density limits and luminosity models as the only considerations for observable pulsars contained within the cluster. Lyne et al. (1996) note that the young pulsars appear in metal-rich GCs and this trend has persisted despite fifteen years of intense searches of most of the cluster population. In this section metallicity will also be added as a consideration. For the following discussion Terzan 5 will be excluded due to the possibility that it is not a true GC but a merger of two astrophysical objects that are bound in the Galactic halo (Ferraro et al. 2009). Also excluded will be B1718–19 in NGC 6342 due to the uncertainty about its membership to its cluster (see §2).

The GCs NGC 6440 and NGC 6624 have metallicities that are greater than the 90th percentile of metal rich clusters. These two clusters are two of the three highest metallicity clusters that contain either young or old millisecond pulsars. The probability of selecting two GCs in the top three of a ranked list from a sample of 25 GCs is 0.92 %. If NGC 6342 is also included in this sample then

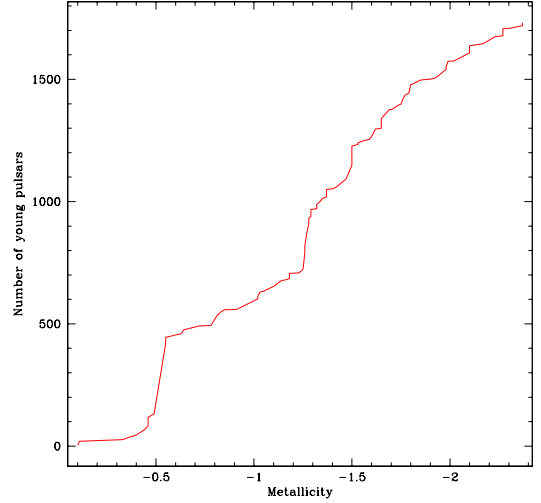


FIG. 4.— CDF of young pulsars predicted by the binomial analysis as a function of metallicity.

we have three of the top five highest metallicity clusters with a probability of selecting three of the top five of 0.38 %. The inclusion of Terzan 5 (the highest metallicity cluster with any known pulsars) in both of these previous scenarios, changes the probability values from 0.92 % to 1.71 % and 0.38 % to 0.68 %. The conjecture can be proposed that metal-poor clusters have been selected against for the purpose of surveying GCs due to the belief that metal-rich GCs contain more pulsars overall. Figure 3 shows a plot of metallicity versus survey luminosity limit, indicating a random distribution with no bias towards either low or high metallicity clusters.

Figure 4 shows the empirical cumulative distribution function (CDF) of the number of predicted young pulsars with the binomial method versus metallicity. GCs with distances greater than 20 kpc are excluded from this CDF because their large distances produce high luminosity limits and in turn creates jumps in the CDF. The cause of these jumps seen in Figure 4 is due to high survey limits on specific GCs. The first large jump in the CDF at a metallicity of ~ -0.55 is due to NGC 6342, the GC with the highest survey luminosity limit.

The GCs with the most known pulsars, Ter 5 and 47 Tuc, have high metallicities and have been used in many simulations. One of these presented in Ivanova et al. (2008) attempts to model the number of young/high magnetic field pulsars in these clusters. In these simulations, 3 and 2 young pulsars are predicted to exist in the cores of Ter 5 and 47 Tuc respectively with the most likely creation scenario being the merger of two stars. If beaming and luminosity limits from Table 3 are taken into account, the chances of seeing those 2-3 pulsars are extremely small.

6. DISCUSSION

6.1. Flux Luminosity Limits

The results of the binomial analysis depend greatly on the luminosity limits provided from searching these GCs. One can see by comparing the discrete probability density functions of NGC 6342 and NGC 6440 seen in Figure 2, that the range of values that each function cov-

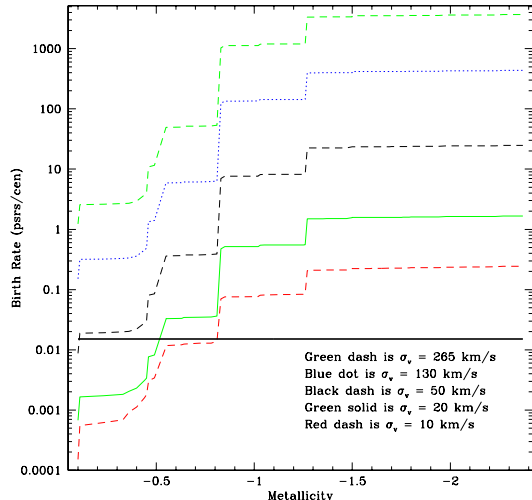


FIG. 5.— CDF of birth rate versus metallicity.

ers differs greatly. This is a direct result of NGC 6342’s flux luminosity limit being much greater than that of NGC 6440. Thus clusters with high flux luminosity limits do not significantly constrain the population/birth rates of these GCs.

Another factor not mentioned is the influence of RFI on searching GCs. The relative impact of RFI on long-period pulsars is much more severe than for millisecond pulsars (MSPs). There is a lot more long-period RFI and the dispersion discrimination between RFI and long-period pulsars is not nearly as great as for MSPs. Therefore this creates a bias against finding such pulsars because they may be ignored assuming they are RFI which is hard to quantify and fully account for.

6.2. Birth Rates in GCs

For most GCs, the birth rates found are only upper limits with the exception of NGC 6342, NGC 6440, and NGC 6624. Empirical CDFs of these values can be seen in Figure 5 for the 97 GCs surveyed. The upper limits on birth rates for velocity dispersions of 265, 130, 50, 20, and 10 km s^{-1} are 3568, 422, 24.8, 1.67, and 0.25 pulsars per century respectively. The higher birth rates obtained from the higher velocity dispersions is an effect of needing to produce more pulsars to get enough pulsars at the low velocity end of the Maxwellian distribution. These values for birth rates provided in this work are much higher than the predicted birth of 2.8 pulsars per century for the Galaxy as a whole for larger velocity dispersions (Faucher-Giguère & Kaspi 2006). The impact on the Galactic population from pulsars escaping GCs will be discussed elsewhere (Lynch et al., in prep). For the purposes of this paper, these very high implied birth rates suggest that a very different formation process for young pulsars is occurring in GCs, as well as the possibility that some GCs do not produce young pulsars at all. The major difference in the formation scenario appears to be the lower velocity dispersion at birth.

6.3. Role of cluster metallicity

In Section 5.2, evidence is presented that young pulsars are only present in higher metallicity GCs. Another way

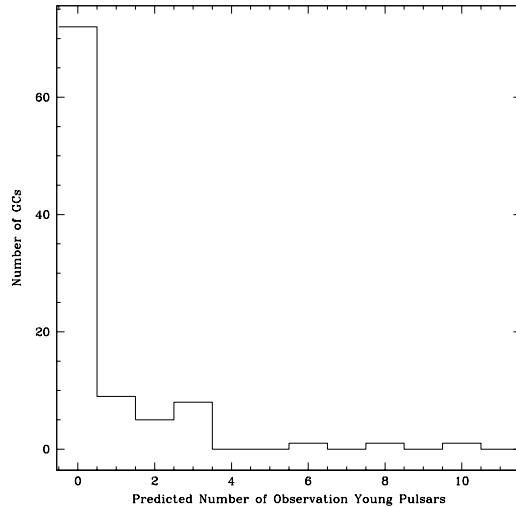


FIG. 6.— Histogram of number of predicted observable young pulsars per Globular Cluster using a model only dependent on the mass of the GC.

to highlight this is to use a simple population model with the GC’s mass as the only variable. A pulsar to mass ratio (PMR) is derived using the results of the binomial analysis for NGC 6440 and NGC 6624, each having 10 and 21 pulsars predicted respectively. We do not include the GC NGC 6342 when creating this model because of the uncertain cluster membership of B1718–19 (see §2). With NGC 6440’s mass of 811,000 M_{\odot} and NGC 6624’s mass of 257,000 M_{\odot} a PMR of 31 pulsars per 1,068,000 M_{\odot} is obtained. Using the PMR each of the 97 GCs are revisited and an intrinsic population is predicted for each GC by multiplying the PMR by the GC mass. Using the flux density limits in Table 3, the observable population is drawn from the Faucher-Giguère & Kaspi (2006) luminosity model. The results of this simulation can be seen in a histogram in Figure 6 and Table 4. Seventy-four percent of the GCs are predicted to have no observable young pulsars using this model. However, for the remaining GCs, a total of 67 young pulsars should be observable which disagrees with the current population of 3 by over an order of magnitude. These results show that mass is not a single determining factor in a GC containing young pulsar.

Based on the observed population of young pulsars in the higher metallicity GCs, it may be suggested that lower metallicity GCs may not produce any young pulsars. Figure 5 may be used to predict birth rates as a function of metallicity. Given that no young pulsars are observed with metallicities below -0.6 , this value is adopted as a cut-off value. In this case, the population of young pulsars in GCs with $\log[\text{Fe}/\text{H}] > -0.6$ is 447_{-399}^{+1420} , at 95% confidence level. This implies an upper limit on the birth rate for GCs with $\log[\text{Fe}/\text{H}] > -0.6$ of $0.012_{-0.010}^{+0.037}$ pulsars per century.

6.4. Formation scenarios

A few possible situations need to be examined that could explain this current population of normal pulsars in globular clusters.

6.4.1. Blue Stragglers

Blue stragglers are the product of the merger of two or possibly three $\sim 1 M_{\odot}$ main sequence stars (Leonard, 1989) or binary accretion of a binary companion(s) (McCrea, 1964). They cannot be the progenitors of the young pulsars because they are not massive enough to core collapse.

6.4.2. Electron Capture Supernovae

The creation of these normal pulsars from electron capture supernova (ECS) of Oxygen-Neon-Magnesium (ONeMg) white dwarfs is another possible avenue. There are three main types of ECSs: accretion-induced collapse (AIC), evolution-induced collapse (EIC), and merger-induced collapse (MIC), of which AIC is the most common (Ivanova et al. 2008). From conservation of magnetic flux, a five order of magnitude change in surface magnetic field is available from an AIC of a white dwarf into a neutron star. This would require a white dwarf to have at least 10^7 Gauss magnetic field to produce the magnetic field of the young pulsar with the largest magnetic field contained within a GC. White dwarfs have been observed with magnetic field above 2×10^6 Gauss and could account up to 10% of the white dwarf population (Liebert et al 2003). ECSs could be an avenue for the creation of young pulsars. Not all white dwarfs that pass the Chandrasekhar limit will collapse via ECS, some will be type Ia supernova.

ECS provide two qualities that are needed to explain the presence of young pulsars in GCs. The first is the low velocity dispersion which is needed to keep these young pulsars in their host GCs. The initial formation of the white dwarf results in a small velocity kick of a few km/s from either stellar winds or an asymmetric kick during the helium flash (Fregeau et al. 2009). The energetics of the ECS of the white dwarf would produce a small velocity kick (Dessart et al. 2006) and, combined with the velocity kick from previous stages of evolution, would provide a total velocity that is small and would allow most neutron stars created via ECS to be retained by the GC. The second is the higher metallicity of GCs which host young pulsars. An ECS ejects a few $0.001 M_{\odot}$ worth of mass, of which $\sim 25\%$ is ^{56}Ni (Dessart et al. 2006). ^{56}Ni decays into ^{56}Co with a half-life of $\simeq 6$ days and then ^{56}Co decays into ^{56}Fe with a half-life of $\simeq 77$ days. This provides a source of iron creating the higher metallicity for clusters in which all known young pulsars have been detected.

A simple statistical analysis can give an order of magnitude estimate of the possible population of heavy mass ($1.0\text{--}1.4 M_{\odot}$) white dwarfs available for ECSs. It is taken that all GCs have the same initial mass function (IMF) and the differences seen between current GC's mass functions are due to the dynamical history of the cluster (Paust et al. 2010). The IMF is a multi-part power-law presented in equation 4 of Kroupa (2002) and with $\alpha_3 = -2.7$ from Scola (1986). Each GC is assumed to have the same age of 12.4 Gyr for purposes of predicting an initial mass of the GC (Krauss & Chaboyer 2001). An initial mass is obtained for each GC by using the mass lost fractions presented in Kroupa (2002) for $\alpha_3 = -2.7$. The number of main sequence stars available for heavy white dwarfs (mass range of $6.0 - 8.0 M_{\odot}$) are calcu-

lated for each GC with a total of $\sim 150,000$ white dwarfs formed in these 97 GCs. The use of values for α_3 greater than -2.7 serves only to decrease the numbers of stars in this mass range while choosing the Salpeter index of $\alpha_3 = -2.35$ only increases the number of stars available by a factor of 2. Assuming an interaction age of 10^9 years and that each heavy white dwarf creates one ECS, an occurrence rate of 1.5×10^{-2} ECSs per century is obtained and is shown on Figure 5 as a solid horizontal black line.

This predicted ECS rate is an order of magnitude less than the birth rates of pulsars for the lowest velocity dispersion. A few factors could bring these values into closer agreement. A decrease in the interaction age would increase the ECS rate. This is a very plausible possibility because there is an accumulation of ECSs at more recent times due to dynamical evolution (it may take a long time for a given capture to form an accreting binary) and individual evolution (it may take several Gyrs to accrete enough mass to cause an ECS). Lower luminosity limits without the detection of more young pulsars would decrease the young pulsar birth rate and bring the two rates closer to agreement. A detailed N -body simulation should be used to refine the ECS rate but this is beyond the scope of this work. It is possible that ECSs have only occurred in higher metallicity cluster and not all GCs should be considered in calculating the birthrate of young pulsars. The work presented here suggests that ECS is the most likely creation scenario for young pulsars in GCs.

6.4.3. Galactic Bulge Pulsars

One other possibility is that these young pulsars are part of the Galactic field population and are captured by their host GC. The time it would take to travel the distances to the GCs and the time it would take for these pulsars to relax into the core of their host GC have been proposed as evidence against this method. One key fact is neglected here; these are all bulge GCs that contain this population of young pulsars. Their distances from the Galactic center range from 1.2–1.7 kpc and the radius of the Galactic bulge is ~ 1.5 kpc. The time for a pulsar to travel from the outer 0.5 kpc of the Galactic bulge would be short ($\sim 10^6$ years) even for a moderate birth velocity kick and the core relaxation time for each GC is an order of magnitude less than the characteristic age of the pulsars that hosts them allowing enough time for them to settle into the core which is where 3 of the 4 pulsars are found. The fourth, PSR B1718–19, has a characteristic age about equal to NGC 6342's relaxation time and this could explain why PSR B1718–19 is not located in the host GC's core. This could also explain why these young pulsars are towards the higher end of the age distribution for non-recycled pulsars. The metallicity of the Galactic center is higher than that of the Galactic disk and stars migrating from the bulge to bulge GCs could explain why GCs with young pulsars have higher metallicities compared to the overall GC population.

The population of bulge pulsars is relatively unexplored. Outside of Galactic center surveys (Deneva et al, 2009; Johnston et al, 2006; Klein et al, 2004; & Kramer et al, 2000) and the surveys of bulge GCs (Table 3), the population is unknown. The most sensitive published survey to explore this region is the Parkes Multi-beam survey (Manchester et al, 2001). For pulsars with a pe-

TABLE 2
PARAMETERS FOR BULGE GLOBULAR CLUSTERS.

Globular Cluster	l ($^{\circ}$)	b ($^{\circ}$)	Distance (kpc)	Dist. from Gal. center (kpc)	r_t (pc)	S_{\min} (mJy pc 2)	Mass (M_{\odot})	V_{σ} (km s $^{-1}$)
NGC 6325	0.97	8.00	7.8	1.1	15.8	54.8	223,000	5.9
NGC 6355	359.59	5.43	9.2	1.4	31.6	77.5	252,000	N/A
Terzan 2	356.32	2.30	7.5	0.8	24.0	none	3,290	N/A
Terzan 4	356.02	1.31	7.2	1.0	23.3	none	N/A	N/A
HP 1	357.44	2.12	8.2	0.5	20.4	none	95,700	N/A
Liller 1	354.84	-0.16	8.2	0.8	36.5	9.9	289,000	N/A
Terzan 1	357.57	1.00	6.7	1.3	22.8	77.5	5,360	N/A
Ton 2	350.80	-3.42	8.2	1.4	25.3	none	7,330	N/A
Terzan 5	3.84	1.69	6.9	1.2	21.9	11.6	374,000	N/A
NGC 6440	7.73	3.80	8.5	1.3	13.0	9.8	811,000	N/A
Terzan 6	358.57	-2.16	6.8	1.3	43.6	7.3	300,000	N/A
UKS 1	5.13	0.76	7.8	0.7	45.6	54.8	145,000	N/A
Terzan 9	3.61	-1.99	7.1	1.1	21.3	17.0	9,570	N/A
NGC 6522	1.02	-3.93	7.7	0.6	34.8	54.8	300,000	6.7
NGC 6528	1.14	-4.17	7.9	0.6	33.1	54.8	152,000	N/A
NGC 6558	0.20	-6.02	7.4	1.0	28.5	63.3	98,400	3.1
NGC 6624	2.79	-7.91	7.9	1.2	47.4	16.0	257,000	5.4

riod of 100-1000 ms the survey has a limiting flux of 0.16 mJy and this translates into a L_{\min} of 7.8 mJy kpc 2 for a distance of 7.0 kpc (front edge of bulge) and 12 mJy kpc 2 for a distance of 8.6 kpc (top and bottom of bulge directly above and below Galactic center). These L_{\min} values represent the upper edge of the pulsar luminosity function presented in FK06 and show that the Galactic bulge has not been surveyed well enough to constrain its pulsar population especially considering DM smearing and scattering would further hinder the detection of these pulsars.

Another chance for pulsars to be captured will occur when the GC passes through the plane of the Galaxy as it orbits the Galactic center. The orbital timescales for globular clusters around the galaxy are hundreds of Myrs and this is longer than the 43 Myr average lifetime of a normal pulsar. This means that any pulsars picked up would have to have been picked up on the most recent pass of the GC through the Galactic disk. Figure 1 shows a small population of pulsars that would live long enough to be found in a GC if capture occurred due to this scenario.

The plausibility of star capture by a GC is discussed in Mieske & Baumgardt (2007; henceforth MB07) and their arguments will be applied here in the following discussions. Table 2 lists all GCs within 1.5 kpc of the Galactic center and their characteristics relevant to the MB07 analysis. MB07 found that the capture probability decreases with increasing number of cluster particles (N_{GC}) and decreases with increasing initial velocity over cluster velocity dispersion ratio ($\frac{V_{\text{int}}}{\sigma_{GC}}$). Assuming an average particle mass of 0.5 M_{\odot} , the range of clusters reviewed matches with the range of Galactic bulge clusters, however the range of $\frac{V_{\text{int}}}{\sigma_{GC}}$ do not. GC velocity dispersions range from $\sim 1.0 - 19$ km s $^{-1}$, which are an order of magnitude less than typical pulsar velocities in previous studies (see Hobbs et al. 2005, for a recent study). The closest scenario of $\frac{V_{\text{int}}}{\sigma_{GC}}$ equal to unity will be the only one considered from here.

To obtain a comparison of capture rates between pulsars and MB07, a few other considerations need to be

put into place. Using the FK06 model for the Galactic pulsar population, the mass density of pulsars is found to be $8.2 \times 10^{-6} M_{\odot} \text{ pc}^{-3}$ for the Galactic bulge assuming a uniform pulsar per mass distribution throughout the Galaxy. This value is five orders of magnitude less than the value of $0.25 M_{\odot} \text{ pc}^{-3}$ used in MB07. Even if the entire pulsar population were placed inside the Galactic bulge, this would increase the mass density by only an order of magnitude. The resulting differences in mass density would produce significantly lower values for the rates found by MB07. The value of 265 km s $^{-1}$ will be adopted as the velocity dispersion for field pulsars (σ_{field}). For a σ_{field} of 200 km s $^{-1}$ MB07 concludes that no stars will be captured in any mass cluster within a Hubble time. If the additional constraints for pulsars of lower capture probability due to higher initial velocities and lower capture rates due to lower mass density are included, the conclusion can be drawn that no pulsars are likely to be captured by a GC. Imposing further constraints of beaming, luminosity limits, and finite radio-loud lifetimes for pulsars would further hinder the detection of a pulsar if one were to be captured by a GC. We therefore rule out this possibility as an origin for the young pulsars in GCs.

6.5. Suggested Future Work

All the work presented here only provides a statistical study at the young pulsar population in GCs and neglects the dynamics and history of each GC. Clearly N-body simulations similar to those presented in Ivanova et al. (2008) of the GCs and their possible interactions with the Galactic stellar and post-stellar populations would place better constraints on the values presented here and would further the understanding of GC's dynamics and evolutionary history.

To improve upon the observational constraints used in this work, it is clearly desirable to search all GCs as deeply as possible using existing facilities. We highlight here some GCs of particular interest.

There are a few exceptions, most notably NGC 6342 which has the highest minimum detectable flux density of any of the 97 GCs and has not to our knowledge been surveyed since the discovery of B1718-19 by Lyne et al. (1993). A new search with the currently available

telescopes could reduce the S_{\min} by a factor of 10 and provide evidence for or against PSR B1718–19 association with NGC 6342 (Bailes et al. 2005, Freire 2005).

Another high metallicity bulge GC to be searched is NGC 6637 (M 69). This cluster, at a distance of 8.8 kpc, also has a high two-body encounter rate, Γ . This parameter is often used to assess the plausibility of pulsar content in GCs (see, e.g., Hui et al. 2010).

Most of the GCs presented in this work have been searched to the sensitivity limit of the telescope for which they are visible. The next generation of radio telescopes will be needed to present better constraints on this work. The Square Kilometer Array (SKA) would be an ideal telescope to accomplish this task. The SKA would provide over a factor of one hundred increase in telescope gain over the GBT, Parkes, and Jodrell Bank telescopes and over a factor of thirty in telescope gain over Arecibo.

This improvement in gain alone would allow for deep searches, with luminosity limits less than the mean in the Faucher-Giguère & Kaspi (2006) model, in only an hour or two for GCs less than twenty kpc away (see Smits et al, 2009 for pulsar work with the SKA). Before the advent of the SKA, MeerKAT, the South African SKA precursor, will be able to reduce these minimum detectable flux density limit by a factor of 10 when completed (Booth et al, 2009).

ACKNOWLEDGMENTS

This work was supported by NSF grant AST-0907967 and a WVEPSCoR Research Challenge Grant. We would like to thank the scientific editor and anonymous referee for their help and comments during the submission process.

REFERENCES

- Bailes, M., Zhu, J., & Richter, S. 2005, *Binary Radio Pulsars*, 328, 195
- Biggs, J. D., & Lyne, A. G. 1996, *MNRAS*, 282, 691
- Booth, R. S., de Blok, W. J. G., Jonas, J. L., & Fanaroff, B. 2009, arXiv:0910.2935
- Briley, M. M., Bell, R. A., Hesser, J. E., & Smith, G. H. 1994, *Canadian Journal of Physics*, 72, 772
- Camilo, F., & Rasio, F. A. 2005, *Binary Radio Pulsars*, 328, 147
- Chandler, 2003 Ph.D. Thesis
- Cordes, J. M., & Lazio, T. J. W. 2002, arXiv:astro-ph/0207156
- D’Amico, N., Bailes, M., Lyne, A. G., Manchester, R. N., Johnston, S., Fruchter, A. S., & Goss, W. M. 1993, *MNRAS*, 260, L7
- D’Amico, N., Lyne, A. G., Manchester, R. N., Possenti, A., & Camilo, F. 2001, *ApJ*, 548, L171
- D’Amico, N., Possenti, A., Fici, L., Manchester, R. N., Lyne, A. G., Camilo, F., & Sarkissian, J. 2002, *ApJ*, 570, L89
- Deneva, J. S., Cordes, J. M., & Lazio, T. J. W. 2009, *ApJ*, 702, L177
- Dessart, L., Burrows, A., Ott, C. D., Livne, E., Yoon, S.-C., & Langer, N. 2006, *ApJ*, 644, 1063
- Faucher-Giguère, C.-A., & Kaspi, V. M. 2006, *ApJ*, 643, 332
- Ferraro, F. R., et al. 2009, *Nature*, 462, 483
- Fregeau, J. M., Richer, H. B., Rasio, F. A., & Hurley, J. R. 2009, *ApJ*, 695, L20
- Freire, P. C., Camilo, F., Lorimer, D. R., Lyne, A. G., Manchester, R. N., & D’Amico, N. 2001, *MNRAS*, 326, 901
- Freire, P. C., Gupta, Y., Ransom, S. M., & Ishwara-Chandra, C. H. 2004, *ApJ*, 606, L53
- Freire, P. C. C. 2005, *Binary Radio Pulsars*, 328, 405
- Freire, P. C. C., Ransom, S. M., Bégin, S., Stairs, I. H., Hessels, J. W. T., Frey, L. H., & Camilo, F. 2008, *ApJ*, 675, 670
- Gnedin, O. Y., Zhao, H., Pringle, J. E., Fall, S. M., Livio, M., & Meylan, G. 2002, *ApJ*, 568, L23
- Harris, W. E. 1996, *AJ*, 112, 1487
- Hessels, J. W. T., Ransom, S. M., Stairs, I. H., Kaspi, V. M., & Freire, P. C. C. 2007, *ApJ*, 670, 363
- Hobbs, G., Lorimer, D. R., Lyne, A. G., & Kramer, M. 2005, *MNRAS*, 360, 974
- Hui, C. Y., Cheng, K. S., & Taam, R. E. 2010, *ApJ*, 714, 1149
- Jacoby, B. A., Cameron, P. B., Jenet, F. A., Anderson, S. B., Murty, R. N., & Kulkarni, S. R. 2006, *ApJ*, 644, L113
- Johnston, S., Kramer, M., Lorimer, D. R., Lyne, A. G., McLaughlin, M., Klein, B., & Manchester, R. N. 2006, *MNRAS*, 373, L6
- Kitaura, F. S., Janka, H.-T., & Hillebrandt, W. 2006, *A&A*, 450, 345
- Klein, B., Kramer, M., Müller, P., & Wielebinski, R. 2004, *Young Neutron Stars and Their Environments*, 218, 133
- Kramer, M., Klein, B., Lorimer, D., Müller, P., Jessner, A., & Wielebinski, R. 2000, *IAU Colloq. 177: Pulsar Astronomy - 2000 and Beyond*, 202, 37
- Krauss, L. M., & Chaboyer, B. 2001, arXiv:astro-ph/0111597
- Kroupa, P. 2002, *Science*, 295, 82
- Leonard, P. J. T. 1989, *AJ*, 98, 217
- Liebert, J., Bergeron, P., & Holberg, J. B. 2003, *AJ*, 125, 348
- Lorimer, D. R., Yates, J. A., Lyne, A. G., & Gould, D. M. 1995, *MNRAS*, 273, 411
- Lorimer, D. R., Camilo, F., Freire, P., Kramer, M., Lyne, A. G., Manchester, R. N., & D’Amico, N. 2003, *Radio Pulsars*, 302, 363
- Lorimer, D. R. & Kramer, M. 2004 *Handbook of Pulsar Astronomy*
- Lynch, R. S., & Ransom, S. M. 2011, arXiv:1101.0763
- Lynch, R. S., Ransom, S. M., Freire, P. C. C., & Stairs, I. H. 2011, arXiv:1101.1467
- Lynch, R. S., Ransom, S. M., Freire, P. 2011, in preparation
- Lynch, R. S. 2011 in preparation
- Lyne, A. G., Brinklow, A., Middleditch, J., Kulkarni, S. R., & Backer, D. C. 1987, *Nature*, 328, 399
- Lyne, A. G., Biggs, J. D., Brinklow, A., McKenna, J., & Ashworth, M. 1988, *Nature*, 332, 45
- Lyne, A. G., Biggs, J. D., Harrison, P. A., & Bailes, M. 1993, *Nature*, 361, 47
- Lyne, A. G., Manchester, R. N., & D’Amico, N. 1996, *ApJ*, 460, L41
- Manchester, R. N., et al. 2001, *MNRAS*, 328, 17
- Manchester, R. N., Hobbs, G. B., Teoh, A., & Hobbs, M. 2005, *VizieR Online Data Catalog*, 7245, 0
- McCrea, W. H. 1964, *MNRAS*, 128, 147
- Mieske, S., & Baumgardt, H. 2007, *A&A*, 475, 851
- Paust, N. E. Q., et al. 2010, *AJ*, 139, 476
- Possenti, A., D’Amico, N., Manchester, R. N., Sarkissian, J., Lyne, A. G., & Camilo, F. 2001, arXiv:astro-ph/0108343
- Possenti, A., et al. 2011, unpublished
- Ransom, S. M., Greenhill, L. J., Herrnstein, J. R., Manchester, R. N., Camilo, F., Eikenberry, S. S., & Lyne, A. G. 2001, *ApJ*, 546, L25
- Ransom, S. M., Stairs, I. H., Backer, D. C., Greenhill, L. J., Bassa, C. G., Hessels, J. W. T., & Kaspi, V. M. 2004, *ApJ*, 604, 328
- Ransom, S. M., Hessels, J. W. T., Stairs, I. H., Freire, P. C. C., Camilo, F., Kaspi, V. M., & Kaplan, D. L. 2005, *Science*, 307, 892
- Ridley, J. P., & Lorimer, D. R. 2010, *MNRAS*, 404, 1081
- Salpeter, E. E. 1955, *ApJ*, 121, 161
- Scalo, J. M. 1986, *Fund. Cosmic Phys.*, 11, 1
- Smits, R., Kramer, M., Stappers, B., Lorimer, D. R., Cordes, J., & Faulkner, A. 2009, *A&A*, 493, 1161
- Srinivasan, G. 1989, *A&A Rev.*, 1, 209
- Tauris, T. M., & Manchester, R. N. 1998, *MNRAS*, 298, 625
- Taylor, J. H., & Cordes, J. M. 1993, *ApJ*, 411, 674
- Webbink, R. F. 1985, *Dynamics of Star Clusters*, 113, 541
- Wolszczan, A., Kulkarni, S. R., Middleditch, J., Backer, D. C., Fruchter, A. S., & Dewey, R. J. 1989, *Nature*, 337, 531

TABLE 3
PARAMETERS FOR GLOBULAR CLUSTERS SEARCHED FOR PULSARS.

Globular Cluster	Dist. (kpc)	$S_{min}(1400)$ (μJy)	V_{esc} (km s^{-1})	Metallicity $\log[\text{Fe}/\text{H}]$	Mass M_{\odot}	Number of Young Pulsars	Search Reference
47 Tuc	4.5	167.6	68.8	-0.72	1,500,000	0	Freire et al 2001
NGC 288	8.9	6.5	13.3	-1.32	112,000	0	Lynch & Ransom 2011
NGC 1261	16.3	38.8	3.4	-1.27	341,000	0	Possenti unpublished 2010
Pal 2	27.2	34	27.8	-1.42	410,000	0	Hessels et al 2007
NGC 1851	12.1	30.1	51.8	-1.18	551,000	0	Freire et al 2004
NGC 2298	10.8	4.1	18.4	-1.92	84,900	0	Lynch & Ransom 2011
NGC 2808	9.6	54.8	72.8	-1.14	1,420,000	0	Possenti unpublished 2010
E3	8.1	54.8	3.0	-0.83	3,290	0	Possenti unpublished 2010
NGC 3201	4.9	54.8	22.0	-1.59	254,000	0	Possenti unpublished 2010
NGC 4147	19.3	19	18.3	-1.80	74,700	0	Hessels et al 2007
NGC 4372	5.8	54.8	21.5	-2.17	329,000	0	Possenti unpublished 2010
NGC 4590	10.3	54.8	18.2	-2.23	223,000	0	Possenti unpublished 2010
NGC 4833	6.6	77.5	31.8	-1.85	410,000	0	Possenti unpublished 2010
NGC 5024	17.9	19	33.4	-2.10	826,000	0	Hessels et al 2007
NGC 5053	17.4	20	8.9	-2.27	125,000	0	Hessels et al 2007
NGC 5139	5.2	48.3	60.4	-1.53	3,350,000	0	Possenti unpublished 2010
NGC 5272	10.2	21	37.2	-1.50	957,000	0	Hessels et al 2007
NGC 5286	11.7	54.8	52.6	-1.69	713,000	0	Possenti unpublished 2010
NGC 5466	16.0	22	9.5	-1.98	179,000	0	Hessels et al 2007
Pal 5	23.2	32	3.2	-1.41	30,000	0	Hessels et al 2007
NGC 5897	12.5	5.5	13.4	-1.90	211,000	0	Lynch & Ransom 2011
NGC 5904	7.5	25	47.7	-1.29	857,000	0	Hessels et al 2007
NGC 5927	7.7	54.8	33.9	-0.49	338,000	0	Possenti unpublished 2010
NGC 5946	10.6	54.8	25.3	-1.29	281,000	0	Possenti unpublished 2010
NGC 5986	10.4	3.7	37.0	-1.59	599,000	0	Lynch & Ransom 2011
M 80	10.0	5.7	48.7	-1.75	502,000	0	Lynch et al 2011
NGC 6121	2.2	131.4	34.2	-1.16	195,000	0	Lyne et al 1988
ESO452	8.3	54.8	5.9	-1.50	75,000	0	Possenti unpublished 2010
NGC 6144	8.9	54.8	14.1	-1.76	169,000	0	Possenti unpublished 2010
NGC 6139	10.1	77.5	59	-1.65	566,000	0	Possenti unpublished 2010
NGC 6171	6.4	54.8	25	-1.02	182,000	0	Possenti unpublished 2010
NGC 6205	7.1	27	39.1	-1.53	775,000	0	Hessels et al 2007
NGC 6218	4.8	54.8	28.5	-1.37	217,000	0	Possenti unpublished 2010
NGC 6235	11.5	54.8	16.8	-1.28	73,300	0	Possenti unpublished 2010
NGC 6254	4.4	66.6	29.5	-1.56	252,000	0	Possenti unpublished 2010
Pal 15	45.1	38	4.3	-2.07	40,300	0	Hessels et al 2007
NGC 6266	6.8	22.1	97.8	-1.18	1,220,000	0	Chandler 2003
NGC 6273	8.8	54.8	58.4	-1.74	1,100,000	0	Possenti unpublished 2010
NGC 6284	15.3	54.8	28.6	-1.26	361,000	0	Possenti unpublished 2010
NGC 6287	9.4	77.5	30.4	-2.10	188,000	0	Possenti unpublished 2010
NGC 6293	9.5	54.8	41.7	-1.99	329,000	0	Possenti unpublished 2010
NGC 6304	5.9	54.8	38.4	-0.45	217,000	0	Possenti unpublished 2010
M 92	8.3	5.1	47.1	-2.31	489,000	0	Lynch & Ransom 2011
NGC 6325	7.8	54.8	42.5	-1.25	223,000	0	Possenti unpublished 2010
NGC 6333	7.9	54.8	37.7	-1.77	422,000	0	Possenti unpublished 2010
NGC 6342	8.5	270	22.9	-0.55	96,600	1	Biggs & Lyne 1996
NGC 6355	9.2	77.5	40.3	-1.37	252,000	0	Possenti unpublished 2010
Liller 1	8.2	9.9	41.2	-0.33	289,000	0	Lynch et al 2011
Ter 1	6.7	77.5	7.4	-1.03	5,360	0	Possenti unpublished 2010
NGC 6388	9.9	54.8	124	-0.55	2,170,000	0	Possenti unpublished 2010
NGC 6402	9.3	54.8	39.1	-1.28	1,040,000	0	Possenti unpublished 2010
NGC 6401	10.6	77.5	38.3	-1.02	286,000	0	Possenti unpublished 2010
NGC 6397	2.3	31.5	48.3	-2.02	115,000	0	Possenti unpublished 2010
Pal 6	5.8	6.7	28.0	-0.91	228,000	0	Lynch et al 2011
NGC 6426	20.6	25	14.7	-2.15	117,000	0	Hessels et al 2007
Ter 5	6.9	11.6	50.5	-0.23	374,000	0	Ransom et al 2005
NGC 6440	8.5	9.8	85.2	-0.36	811,000	1	Freire et al 2008
NGC 6441	11.6	12.4	102	-0.46	1,570,000	0	Freire et al 2008
Ter 6	6.8	7.3	38.3	-0.56	300,000	0	Lynch et al 2011
NGC 6453	11.6	80.4	22.4	-1.50	169,000	0	Possenti unpublished 2010
UKS 1	7.8	54.8	25.4	-0.64	145,000	0	Possenti unpublished 2010
NGC 6496	11.3	54.8	19.7	-0.46	200,000	0	Possenti unpublished 2010
Ter 9	7.1	17.0	9.8	-1.05	9,570	0	Lynch & Ransom 2011
NGC 6517	10.6	3.0	82.9	-1.23	526,000	0	Lynch et al 2011
NGC 6522	7.7	54.8	42.3	-1.34	300,000	0	Possenti unpublished 2010
NGC 6528	7.9	54.8	26.4	-0.11	152,000	0	Possenti unpublished 2010
NGC 6535	6.8	41	10.0	-1.79	20,000	0	Hessels et al 2007
NGC 6539	7.8	47.0	35.8	-0.63	536,000	0	D' Amico et al 1993

TABLE 3
CONTINUED

Globular Cluster	Dist. (kpc)	$S_{min}(1400)$ (μJy)	V_{esc} (km s^{-1})	Metallicity $\log[\text{Fe}/\text{H}]$	Mass M_{\odot}	Number of Young Pulsars	Search Reference
NGC 6540	5.3	77.5	27.6	-1.35	36,400	0	Possenti unpublished 2010
NGC 6544	3.0	38.8	93.5	-1.40	108,000	0	Possenti unpublished 2010
NGC 6541	7.5	9.6	42.2	-1.81	572,000	0	Lynch unpublished 2010
NGC 6558	7.4	63.3	32.1	-1.32	98,400	0	Possenti unpublished 2010
NGC 6584	13.5	54.8	24.3	-1.50	303,000	0	Possenti unpublished 2010
NGC 6624	7.9	16.0	35.3	-0.44	257,000	2	Lynch et al 2011
M 28	5.5	4.1	63.8	-1.32	551,000	0	Lynch unpublished 2010
NGC 6642	8.1	54.8	30.7	-1.26	109,000	0	Possenti unpublished 2010
NGC 6652	10.0	77.5	37.5	-0.81	109,000	0	Possenti unpublished 2010
M 22	3.2	5.7	44.7	-1.70	644,000	0	Lynch et al 2011
NGC 6681	9.0	77.5	39.3	-1.62	179,000	0	Possenti unpublished 2010
NGC 6712	6.9	6.7	27.7	-1.02	257,000	0	Lynch et al 2011
NGC 6717	7.1	54.8	21.6	-1.26	47,500	0	Possenti unpublished 2010
NGC 6723	8.7	54.8	27.3	-1.10	357,000	0	Possenti unpublished 2010
NGC 6749	7.9	32	20.4	-1.60	123,000	0	Hessels et al 2007
NGC 6752	4.0	31.5	32.9	-1.54	317,000	0	Possenti unpublished 2010
NGC 6760	7.4	37	40.1	-0.40	357,000	0	Hessels et al 2007
NGC 6779	9.4	25	28.7	-1.98	230,000	0	Hessels et al 2007
Pal 10	5.9	23	17.2	-0.10	53,100	0	Hessels et al 2007
NGC 6809	5.4	77.5	19.7	-1.94	269,000	0	Possenti unpublished 2010
NGC 6838	4.0	19	16.7	-0.78	43,000	0	Hessels et al 2007
NGC 6934	15.6	28	28.1	-1.47	295,000	0	Hessels et al 2007
NGC 6981	17.0	6.0	16.6	-1.42	168,000	0	Lynch & Ransom 2011
NGC 7006	41.2	19	19.8	-1.52	303,000	0	Hessels et al 2007
NGC 7078	10.4	21	62.1	-2.37	1,190,000	0	Hessels et al 2007
NGC 7089	11.5	6.0	48.1	-1.65	104,000	0	Lynch & Ransom 2011
NGC 7099	8.1	10.8	34.1	-2.27	241,000	0	Ransom et al 2004
Pal 12	19.0	6.2	5.5	-0.85	15,900	0	Lynch & Ransom 2011
Pal 13	26.0	21	3.5	-1.88	6,500	0	Hessels et al 2007

TABLE 4
BINOMIAL ANALYSIS OF YOUNG PULSARS IN GLOBULAR CLUSTERS.

Globular Cluster	Median	2.5 th percentile	97.5 th percentile	$\log(f_{R1})$ 50 km s ⁻¹	$\log(f_{R2})$ 20 km s ⁻¹	$\log(f_{R3})$ 10 km s ⁻¹	$\log(\mathcal{R})f_{R1}$ (psrs cen ⁻¹)	$\log(\mathcal{R})f_{R2}$ (psrs cen ⁻¹)	$\log(\mathcal{R})f_{R3}$ (psrs cen ⁻¹)	N _{predicted mass model}
47 Tuc	16	0	88	-0.39	0.00	0.00	-3.04	-3.43	-3.43	1
NGC 288	3	0	17	-2.30	-1.16	-0.42	-1.85	-3.00	-3.74	0
NGC 1261	53	1	297	-4.08	-2.88	-1.99	1.15	-0.03	-0.92	0
Pal 2	167	6	968	-1.37	-0.38	-0.02	-1.03	-2.03	-2.40	0
NGC 1851	21	0	115	-0.66	-0.03	0.00	-2.65	-3.28	-3.32	0
NGC 2298	3	0	16	-1.89	-0.79	-0.17	-2.26	-3.37	-3.99	3
NGC 2808	24	0	133	-0.34	0.00	0.00	-2.92	-3.26	-3.26	0
E3	17	0	93	-4.24	-3.05	-2.15	0.82	-0.36	-1.25	0
NGC 3201	6	0	36	-1.66	-0.60	-0.08	-2.19	-3.26	-3.77	0
NGC 4147	34	1	192	-1.90	-0.79	-0.17	-1.20	-2.31	-2.93	0
NGC 4372	9	0	49	-1.70	-0.62	-0.09	-1.99	-3.06	-3.59	0
NGC 4590	28	1	155	-1.90	-0.80	-0.18	-1.28	-2.39	-3.01	0
NGC 4833	16	0	87	-1.21	-0.27	0.00	-2.22	-3.16	-3.43	0
NGC 5024	29	1	163	-1.15	-0.23	0.00	-2.02	-2.94	-3.17	0
NGC 5053	29	1	162	-2.83	-1.65	-0.82	-0.35	-1.52	-2.35	0
NGC 5139	6	0	36	-0.50	0.00	0.00	-3.35	-3.85	-3.86	8
NGC 5272	10	0	57	-1.03	-0.16	0.00	-2.61	-3.47	-3.64	1
NGC 5286	37	1	205	-0.64	-0.03	0.00	-2.42	-3.04	-3.07	0
NGC 5466	27	0	149	-2.74	-1.57	-0.75	-0.46	-1.63	-2.45	0
Pal 5	101	3	575	-4.16	-2.96	-2.07	1.51	0.32	-0.56	0
NGC 5897	4	0	25	-2.30	-1.15	-0.41	-1.73	-2.88	-3.62	0
NGC 5904	7	0	39	-0.75	-0.05	0.00	-3.04	-3.73	-3.80	2
NGC 5927	15	0	84	-1.13	-0.23	0.00	-2.32	-3.23	-3.46	0
NGC 5946	29	1	164	-1.49	-0.46	-0.03	-1.68	-2.71	-3.13	0
NGC 5986	2	0	14	-1.03	-0.17	0.00	-3.30	-4.16	-4.34	3
M 80	3	0	19	-0.73	-0.05	0.00	-3.43	-4.11	-4.16	6
NGC 6121	3	0	20	-1.13	-0.22	0.00	-3.03	-3.94	-4.16	0
ESO452	17	0	98	-3.36	-2.17	-1.30	-0.04	-1.23	-2.10	0
NGC 6144	20	0	113	-2.23	-1.09	-0.36	-1.10	-2.24	-2.97	0
NGC 6139	39	1	218	-0.53	-0.01	0.00	-2.51	-3.03	-3.05	0
NGC 6171	10	0	59	-1.50	-0.47	-0.04	-2.13	-3.16	-3.60	0
NGC 6205	7	0	37	-0.97	-0.14	0.00	-2.82	-3.65	-3.80	1
NGC 6218	6	0	35	-1.34	-0.36	-0.01	-2.51	-3.50	-3.84	0
NGC 6235	35	1	197	-2.01	-0.89	-0.23	-1.08	-2.20	-2.86	0
NGC 6254	6	0	36	-1.30	-0.33	-0.01	-2.55	-3.53	-3.85	0
Pal 15	878	30	5409	-3.77	-2.58	-1.70	2.07	0.88	0.00	0
NGC 6266	5	0	29	-0.13	0.00	0.00	-3.80	-3.94	-3.94	3
NGC 6273	20	0	110	-0.54	-0.01	0.00	-2.80	-3.32	-3.34	0
NGC 6284	69	2	391	-1.34	-0.35	-0.01	-1.46	-2.44	-2.78	0
NGC 6287	33	1	185	-1.26	-0.30	0.00	-1.85	-2.81	-3.11	0
NGC 6293	23	0	130	-0.90	-0.10	0.00	-2.38	-3.16	-3.28	0
NGC 6304	9	0	51	-0.99	-0.15	0.00	-2.69	-3.53	-3.69	0
M 92	2	0	13	-0.76	-0.06	0.00	-3.57	-4.28	-4.34	2
NGC 6325	15	0	86	-0.87	-0.10	0.00	-2.58	-3.36	-3.46	0
NGC 6333	16	0	88	-1.01	-0.16	0.00	-2.42	-3.27	-3.43	0
NGC 6342	288	40	1047	-1.61	-0.56	-0.06	-0.56	-1.62	-2.11	0
NGC 6355	31	1	176	-0.93	-0.12	0.00	-2.21	-3.02	-3.15	0
Liller 1	3	0	21	-0.91	-0.11	0.00	-3.25	-4.05	-4.16	0
Ter 1	16	0	90	-3.06	-1.88	-1.03	-0.36	-1.55	-2.40	0
NGC 6388	25	0	142	-0.04	0.00	0.00	-3.20	-3.24	-3.24	1
NGC 6402	22	0	124	-0.97	-0.14	0.00	-2.32	-3.16	-3.30	0
NGC 6401	43	1	244	-0.99	-0.15	0.00	-2.01	-2.85	-3.00	0
NGC 6397	1	0	8	-0.73	-0.05	0.00	-3.90	-4.59	-4.64	1
Pal 6	1	0	10	-1.36	-0.37	-0.02	-3.27	-4.26	-4.62	2
NGC 6426	55	1	308	-2.18	-1.04	-0.33	-0.72	-1.85	-2.56	0
Ter 5	3	0	18	-0.69	-0.03	0.00	-3.47	-4.12	-4.16	2
NGC 6440	10	2	34	-0.22	0.00	0.00	-3.41	-3.64	-3.64	3
NGC 6441	8	0	45	-0.12	0.00	0.00	-3.62	-3.74	-3.74	3
Ter 6	2	0	13	-0.99	-0.15	0.00	-3.34	-4.19	-4.34	1
NGC 6453	56	2	316	-1.64	-0.58	-0.07	-1.24	-2.30	-2.81	0
UKS 1	15	0	86	-1.49	-0.46	-0.03	-1.97	-3.00	-3.42	0
NGC 6496	34	1	189	-1.80	-0.71	-0.13	-1.30	-2.39	-2.97	0
Ter 9	4	0	25	-2.70	-1.53	-0.72	-1.33	-2.50	-3.32	0
NGC 6517	2	0	13	-0.24	0.00	0.00	-4.10	-4.34	-4.34	3
NGC 6522	15	0	84	-0.88	-0.10	0.00	-2.58	-3.36	-3.46	0
NGC 6528	16	0	88	-1.44	-0.42	-0.03	-1.99	-3.01	-3.40	0
NGC 6535	9	0	50	-2.67	-1.50	-0.70	-1.01	-2.17	-2.98	0
NGC 6539	13	0	74	-1.07	-0.19	0.00	-2.45	-3.33	-3.53	0
NGC 6540	10	0	57	-1.38	-0.38	-0.02	-2.25	-3.25	-3.62	0
NGC 6544	2	0	13	-0.16	0.00	0.00	-4.17	-4.34	-4.34	0
NGC 6541	3	0	18	-0.88	-0.10	0.00	-3.28	-4.06	-4.16	3
NGC 6558	16	0	90	-1.20	-0.26	0.00	-2.23	-3.16	-3.43	0
NGC 6584	51	1	287	-1.54	-0.50	-0.05	-1.39	-2.43	-2.88	0
NGC 6624	21	5	58	-1.09	-0.20	0.00	-2.23	-3.11	-3.32	0
M 28	1	0	7	-0.45	0.00	0.00	-4.18	-4.63	-4.64	10
NGC 6642	17	0	93	-1.25	-0.30	0.00	-2.15	-3.11	-3.40	0
NGC 6652	38	1	213	-1.02	-0.16	0.00	-2.04	-2.90	-3.06	0
M 22	0	0	4	-0.82	-0.07	0.00	-1.74 ^a	-2.66 ^a	-4.64 ^a	0
NGC 6681	30	1	168	-0.96	-0.13	0.00	-2.20	-3.02	-3.16	0
NGC 6712	2	0	12	-1.38	-0.38	-0.02	-2.96	-3.95	-4.32	1
NGC 6717	13	0	72	-1.69	-0.62	-0.09	-1.83	-2.90	-3.43	0
NGC 6723	19	0	108	-1.40	-0.39	-0.02	-1.96	-2.96	-3.33	0
NGC 6749	9	0	53	-1.76	-0.67	-0.12	-1.92	-3.00	-3.56	0
NGC 6752	3	0	17	-1.17	-0.24	0.00	-2.99	-3.91	-4.16	1
NGC 6760	9	0	53	-0.94	-0.13	0.00	-2.74	-3.56	-3.69	0
NGC 6779	10	0	58	-1.33	-0.35	-0.01	-2.30	-3.28	-3.62	0
Pal 10	4	0	24	-1.98	-0.86	-0.21	-2.06	-3.17	-3.82	0

TABLE 4
CONTINUED

Globular Cluster	Median	2.5 th percentile	97.5 th percentile	$\log(f_{R1})$ 50 km s ⁻¹	$\log(f_{R2})$ 20 km s ⁻¹	$\log(f_{R3})$ 10 km s ⁻¹	$\log(\mathcal{R})f_{R1}$ (psrs cen ⁻¹)	$\log(\mathcal{R})f_{R2}$ (psrs cen ⁻¹)	$\log(\mathcal{R})f_{R3}$ (psrs cen ⁻¹)	N _{predicted} mass model
NGC 6809	10	0	59	-1.80	-0.71	-0.13	-1.83	-2.92	-3.50	0
NGC 6838	2	0	12	-2.01	-0.90	-0.23	-2.32	-3.44	-4.10	0
NGC 6934	33	1	184	-1.36	-0.37	-0.01	-1.75	-2.75	-3.10	0
NGC 6981	8	0	46	-2.02	-0.90	-0.24	-1.71	-2.83	-3.49	0
NGC 7006	237	8	1384	-1.80	-0.71	-0.13	-0.46	-1.55	-2.13	0
NGC 7078	11	0	60	-0.48	0.00	0.00	-3.11	-3.59	-3.60	2
NGC 7089	4	0	24	-0.74	-0.05	0.00	-3.30	-3.98	-4.04	3
NGC 7099	4	0	22	-1.13	-0.22	0.00	-2.90	-3.81	-4.03	1
Pal 12	10	0	59	-3.45	-2.26	-1.39	-0.18	-1.37	-2.25	0
Pal 13	79	2	446	-4.04	-2.85	-1.96	1.29	0.10	-0.78	0

^a Values are upper limits assuming M22 contains one pulsar.

f_R is the retention fraction for a given velocity dispersion.

\mathcal{R} is the birthrate in pulsars per century for the median value.

Birthrates are upper limits for a given globular cluster except for those with detected young pulsars.