

The Channel Capacity Increases with Power

Erik Agrell

Abstract—It is proved that maximizing the mutual information over all source distributions with a certain average power or over the larger set of source distributions with upperbounded average power yields the same channel capacity in both cases. Hence, the channel capacity cannot decrease with increasing average transmitted power. These fundamental properties hold for any continuous-input, continuous-output channel, including channels with severe nonlinear distortion.

Index Terms—Average power constraint, channel capacity, constrained capacity, mutual information, nonlinear capacity, nonlinear distortion, optical communications, Shannon capacity.

I. INTRODUCTION

IN THE MOST cited paper in the history of information theory [1], Shannon proved that with adequate coding, reliable communication is possible over a noisy channel, as long as the rate does not exceed a certain threshold, called the *channel capacity*. He provided a mathematical expression for the capacity of any channel, based on its statistical properties. The expression is given as the supremum over all possible source distributions of a quantity later called the *mutual information* [2], [3].

For linear channels with additive, signal-independent noise, the channel capacity is an increasing function of the transmitted power. The most well-known example is the additive white Gaussian noise (AWGN) channel, for which the channel capacity is known exactly [1, Sec. 24], [4, Ch. 9]. In recent years, the more complicated problem of estimating the channel capacity of various nonlinear channels has received a lot of attention (see overviews in [5], [6]).

For channels with strong signal-dependent noise or other nonlinear impairments, the actual performance of a communication system may begin to degrade if the transmitted power is sufficiently increased. The phenomenon is well documented experimentally and theoretically in fiber-optical communications [7, Ch. 9]. It is generally assumed, at least in the optical communications community, that the channel capacity behaves similarly, having a peak at a certain average transmitted power and then decreasing towards zero as the power is further increased. A considerable amount of results have been presented in support of this assumption [5], [6], [8]–[18], [19, Sec. 11.4]. As we shall see in this paper, however, the assumption is not correct for any channel.

Due to the computational problems of optimizing over all possible source distributions, most investigations of the channel capacity of nonlinear channels rely on bounding

techniques. The standard *upper bound* is the channel capacity of the AWGN channel, neglecting all nonlinear impairments. There exist two main types of *lower bounds*, either analytic, based on a Gaussian approximation [6], [8], [9], [11], [13], [14], [16], [19, Sec. 11.4], or numeric, obtained by calculating or estimating the mutual information for a subset of all source distributions [5], [15], [17], [18]. With a few exceptions [20], [21], the obtained lower bounds on the channel capacity as functions of average transmitted power (or signal-to-noise ratio) display the same peaky behavior, similar to most of the curves in Figs. 1–3.

At high average transmitted power, the gap between the lower bounds, which tend to zero, and the upper bound, which increases logarithmically with the power, is large. For most channels, it is not known where in the gap the actual channel capacity lies. (A claimed exact expression for the channel capacity of a certain nonlinear channel, which decreased towards zero at high power [10], was shown to be incorrect in [20].) In most of the cited literature, conclusions on the behavior of the channel capacity are drawn from its lower bound, which is assumed to be reasonably tight. The fact that simulations and experiments for nonlinear channels demonstrate a performance with a similar peak and degradation as the lower bounds may have contributed to the assumption. The weakness of this comparison is that current real-world systems rarely use signal shaping and coding optimized for the actual power level.

In this paper, we prove rigorously that the channel capacity is an increasing (but not necessarily strictly increasing) function of the average power, thus disproving the standard assumption of a peaky behavior. It is beyond doubt that the mutual information can decrease with power, as do many versions of constrained capacities, but not channel capacity in the Shannon sense. This fundamental theorem is proved for a general continuous-input, continuous-output channel, not confined to any particular channel model or application.

II. MUTUAL INFORMATION, CONSTRAINED CAPACITY, AND CHANNEL CAPACITY

For any random vectors \mathbf{Y} and \mathbf{X} of length n , the (differential) *entropy* $h(\mathbf{Y})$ and *conditional entropy* $h(\mathbf{Y}|\mathbf{X})$ are defined as [1, Sec. 20]

$$h(\mathbf{Y}) \triangleq - \int_{\mathbb{R}^n} f_{\mathbf{Y}}(\mathbf{y}) \log f_{\mathbf{Y}}(\mathbf{y}) d\mathbf{y}, \quad (1)$$

$$h(\mathbf{Y}|\mathbf{X}) \triangleq - \int_{\mathbb{R}^n} \int_{\mathbb{R}^n} f_{\mathbf{X}\mathbf{Y}}(\mathbf{x}, \mathbf{y}) \log f_{\mathbf{Y}|\mathbf{X}}(\mathbf{y}|\mathbf{x}) d\mathbf{x} d\mathbf{y}, \quad (2)$$

where $f_{\mathbf{Y}}(\mathbf{y})$ denotes the probability density function (pdf) of \mathbf{Y} , $f_{\mathbf{Y}|\mathbf{X}}(\mathbf{y}|\mathbf{x})$ is the conditional pdf of \mathbf{Y} given \mathbf{X} , and $f_{\mathbf{X}\mathbf{Y}}(\mathbf{x}, \mathbf{y}) = f_{\mathbf{X}}(\mathbf{x})f_{\mathbf{Y}|\mathbf{X}}(\mathbf{y}|\mathbf{x})$ is the joint pdf of \mathbf{X} and \mathbf{Y} . All logarithms are to base 2 and $0 \log 0$ should be interpreted

This work was supported in part by the Swedish Foundation for Strategic Research (SSF) under grant RE07-0026 and the Swedish Research Council (VR) under grant 2007-6223. E. Agrell is with the Dept. of Signals and Systems, Chalmers Univ. of Technology, SE-41296 Göteborg, Sweden (e-mail: agrell@chalmers.se).

as 0.¹ The *mutual information* in bits/symbol between \mathbf{X} and \mathbf{Y} is defined as [2], [3], [4, Sec. 8.5]

$$I(\mathbf{X}; \mathbf{Y}) \triangleq h(\mathbf{Y}) - h(\mathbf{Y}|\mathbf{X}). \quad (3)$$

Let \mathbf{X} and \mathbf{Y} represent the input and output, resp., of a communication channel. The channel is fully specified by the conditional pdf $f_{\mathbf{Y}|\mathbf{X}}(\mathbf{y}|\mathbf{x})$, which is invariant to changes in the source distribution. For any given source pdf $f_{\mathbf{X}}(\mathbf{x})$, the mutual information can be calculated from (1)–(3) using $f_{\mathbf{Y}}(\mathbf{y}) = \int f_{\mathbf{X}\mathbf{Y}}(\mathbf{x}, \mathbf{y})d\mathbf{x}$.

The supremum of these mutual informations, over all possible source pdfs $f_{\mathbf{X}}$, is the *channel capacity* [1, Sec. 23], [22], [4, p. 274]. In this paper, we study the channel capacity C as a function of the average transmitted power P , defined as the second moment of the source distribution. This is a special case of a *capacity–cost function*, where cost is the average transmitted power. The function can be defined in two, subtly different, ways, depending on whether the power (cost) is *upperbounded* by P or *exactly* P . In the first case, which is most common in classical information theory [23], [4, Ch. 9], [24, p. 3-21], the channel capacity is defined as

$$C'(P) \triangleq \sup_{f_{\mathbf{X}} \in \Omega'(P)} I(\mathbf{X}; \mathbf{Y}), \quad (4)$$

where $\Omega'(P)$ is the set of all pdfs² over \mathbb{R}^n such that

$$\int_{\mathbb{R}^n} \|\mathbf{x}\|^2 f_{\mathbf{X}}(\mathbf{x})d\mathbf{x} \leq P. \quad (5)$$

In the second case, which is prevailing in optical information theory [8], [14], the channel capacity is

$$C(P) \triangleq \sup_{f_{\mathbf{X}} \in \Omega(P)} I(\mathbf{X}; \mathbf{Y}), \quad (6)$$

where $\Omega(P)$ is the set of all pdfs over \mathbb{R}^n such that

$$\int_{\mathbb{R}^n} \|\mathbf{x}\|^2 f_{\mathbf{X}}(\mathbf{x})d\mathbf{x} = P.$$

Obviously, $C'(P) \geq C(P)$ for all P and all channels. Furthermore, since $\Omega'(P_1) \subseteq \Omega'(P_2)$ for $P_1 \leq P_2$, $C'(P)$ is a nondecreasing function of P [24, p. 3-21]. In this paper, “channel capacity” refers to $C(P)$ unless otherwise stated. However, the two definitions are in fact equivalent, as will be shown in Theorem 2.

If the optimization in (6) is instead done over a subset of $\Omega(P)$, a *constrained capacity* is obtained. Many versions of constrained capacity have been studied in the past, such as confining \mathbf{X} to a certain range or to a certain discrete constellation.

To summarize the terminology used in this paper, we will use “mutual information” when no optimization is carried out, “constrained capacity” when the optimization is over some, but not all, possible source distributions, and “channel capacity” when the optimization is over all possible source distributions. Thus, the mutual information between input and output is a property of the channel and the source, the constrained

capacity is a property of the channel and the source constraints, and the channel capacity is a property of the channel alone. To avoid confusion, we will not use just “capacity” in this paper.

III. THE LAW OF MONOTONIC CHANNEL CAPACITY

We are now ready to state the main result. It is given in terms of a discrete-time vectorial channel, because this general channel model includes all other types of continuous-input continuous-output channels. Specifically, it includes the discrete-time channel with memory [22] and the continuous-time bandlimited channel, because bandlimited waveforms can without loss be represented by a vector of its samples [1, Sec. 23].

Theorem 1 (Law of monotonic channel capacity): $C(P)$ is a nondecreasing function of P for any channel $f_{\mathbf{Y}|\mathbf{X}}(\mathbf{y}|\mathbf{x})$.

Proof: Let, for a given $P_1 > 0$, $f_{\mathbf{X}_1} \in \Omega(P_1)$ be a pdf that attains the channel capacity and \mathbf{Y}_1 be the channel output when the input is \mathbf{X}_1 . The distribution of \mathbf{Y}_1 is determined by $f_{\mathbf{Y}_1|\mathbf{X}_1}(\mathbf{y}|\mathbf{x}) = f_{\mathbf{Y}|\mathbf{X}}(\mathbf{y}|\mathbf{x})$. Thus

$$I(\mathbf{X}_1; \mathbf{Y}_1) = C(P_1).$$

Let g be any pdf over \mathbb{R}^n with nonzero power

$$P_g \triangleq \int_{\mathbb{R}^n} \|\mathbf{x}\|^2 g(\mathbf{x})d\mathbf{x} > 0. \quad (7)$$

For any $P_2 \geq P_1$ and $0 < \epsilon \leq 1$, let

$$f_{\mathbf{X}_2}(\mathbf{x}) \triangleq (1 - \epsilon)f_{\mathbf{X}_1}(\mathbf{x}) + \epsilon\beta g(\beta\mathbf{x}), \quad (8)$$

where

$$\beta \triangleq \sqrt{\frac{\epsilon P_g}{P_2 - (1 - \epsilon)P_1}}$$

is a real constant. With this construction, $f_{\mathbf{X}_2} \in \Omega(P_2)$, because

$$\begin{aligned} \int_{\mathbb{R}^n} f_{\mathbf{X}_2}(\mathbf{x})d\mathbf{x} &= (1 - \epsilon) \int_{\mathbb{R}^n} f_{\mathbf{X}_1}(\mathbf{x})d\mathbf{x} \\ &\quad + \epsilon \int_{\mathbb{R}^n} \beta g(\beta\mathbf{x})d\mathbf{x} \\ &= 1 - \epsilon + \epsilon \\ &= 1 \end{aligned}$$

and

$$\begin{aligned} \int_{\mathbb{R}^n} \|\mathbf{x}\|^2 f_{\mathbf{X}_2}(\mathbf{x})d\mathbf{x} &= (1 - \epsilon) \int_{\mathbb{R}^n} \|\mathbf{x}\|^2 f_{\mathbf{X}_1}(\mathbf{x})d\mathbf{x} \\ &\quad + \frac{\epsilon}{\beta^2} \int_{\mathbb{R}^n} \beta^3 \|\mathbf{x}\|^2 g(\beta\mathbf{x})d\mathbf{x} \\ &= (1 - \epsilon)P_1 + \frac{\epsilon}{\beta^2} P_g \\ &= (1 - \epsilon)P_1 + \frac{P_2 - (1 - \epsilon)P_1}{P_g} P_g \\ &= P_2. \end{aligned}$$

Let \mathbf{Y}_2 denote the output of the studied channel when the input is \mathbf{X}_2 , i.e., $f_{\mathbf{Y}_2|\mathbf{X}_2}(\mathbf{y}|\mathbf{x}) = f_{\mathbf{Y}|\mathbf{X}}(\mathbf{y}|\mathbf{x})$. The entropy

¹This convention can be made rigorous by confining the integrals to the support of the involved random variables.

²The distribution may be discrete, continuous, or mixed.

(1) of \mathbf{Y}_2 can be calculated as

$$\begin{aligned}
h(\mathbf{Y}_2) &= - \int f_{\mathbf{Y}_2}(\mathbf{y}) \log f_{\mathbf{Y}_2}(\mathbf{y}) d\mathbf{y} \\
&= - \int \int f_{\mathbf{X}_2}(\mathbf{x}) f_{\mathbf{Y}|\mathbf{X}}(\mathbf{y}|\mathbf{x}) \log f_{\mathbf{Y}_2}(\mathbf{y}) d\mathbf{x} d\mathbf{y} \\
&= -(1-\epsilon) \int \int f_{\mathbf{X}_1}(\mathbf{x}) f_{\mathbf{Y}|\mathbf{X}}(\mathbf{y}|\mathbf{x}) \log f_{\mathbf{Y}_2}(\mathbf{y}) d\mathbf{x} d\mathbf{y} \\
&\quad - \epsilon \int \int \beta g(\beta \mathbf{x}) f_{\mathbf{Y}|\mathbf{X}}(\mathbf{y}|\mathbf{x}) \log f_{\mathbf{Y}_2}(\mathbf{y}) d\mathbf{x} d\mathbf{y} \\
&= -(1-\epsilon) \int f_{\mathbf{Y}_1}(\mathbf{y}) \log f_{\mathbf{Y}_2}(\mathbf{y}) d\mathbf{y} \\
&\quad - \epsilon \int \beta g(\beta \mathbf{x}) \int f_{\mathbf{Y}|\mathbf{X}}(\mathbf{y}|\mathbf{x}) \log f_{\mathbf{Y}_2}(\mathbf{y}) d\mathbf{y} d\mathbf{x}.
\end{aligned} \tag{9}$$

This entropy can be lowerbounded using the information inequality [1, Sec. 20], [4, p. 252], according to which

$$\int p(\mathbf{x}) \log q(\mathbf{x}) d\mathbf{x} \leq \int p(\mathbf{x}) \log p(\mathbf{x}) d\mathbf{x}$$

for any pdfs $p(\mathbf{x})$ and $q(\mathbf{x})$. Applying this inequality twice in (9) yields

$$\begin{aligned}
h(\mathbf{Y}_2) &\geq -(1-\epsilon) \int f_{\mathbf{Y}_1}(\mathbf{y}) \log f_{\mathbf{Y}_1}(\mathbf{y}) d\mathbf{y} \\
&\quad - \epsilon \int \beta g(\beta \mathbf{x}) \int f_{\mathbf{Y}|\mathbf{X}}(\mathbf{y}|\mathbf{x}) \log f_{\mathbf{Y}|\mathbf{X}}(\mathbf{y}|\mathbf{x}) d\mathbf{y} d\mathbf{x} \\
&= (1-\epsilon) h(\mathbf{Y}_1) \\
&\quad - \epsilon \int \int \beta g(\beta \mathbf{x}) f_{\mathbf{Y}|\mathbf{X}}(\mathbf{y}|\mathbf{x}) \log f_{\mathbf{Y}|\mathbf{X}}(\mathbf{y}|\mathbf{x}) d\mathbf{x} d\mathbf{y}.
\end{aligned} \tag{10}$$

Furthermore, the conditional entropy (2) of \mathbf{Y}_2 given \mathbf{X}_2 is

$$\begin{aligned}
h(\mathbf{Y}_2|\mathbf{X}_2) &= - \int \int f_{\mathbf{X}_2}(\mathbf{x}) f_{\mathbf{Y}|\mathbf{X}}(\mathbf{y}|\mathbf{x}) \log f_{\mathbf{Y}|\mathbf{X}}(\mathbf{y}|\mathbf{x}) d\mathbf{x} d\mathbf{y} \\
&= -(1-\epsilon) \int \int f_{\mathbf{X}_1}(\mathbf{x}) f_{\mathbf{Y}|\mathbf{X}}(\mathbf{y}|\mathbf{x}) \log f_{\mathbf{Y}|\mathbf{X}}(\mathbf{y}|\mathbf{x}) d\mathbf{x} d\mathbf{y} \\
&\quad - \epsilon \int \int \beta g(\beta \mathbf{x}) f_{\mathbf{Y}|\mathbf{X}}(\mathbf{y}|\mathbf{x}) \log f_{\mathbf{Y}|\mathbf{X}}(\mathbf{y}|\mathbf{x}) d\mathbf{x} d\mathbf{y} \\
&= -(1-\epsilon) h(\mathbf{Y}_1|\mathbf{X}_1) \\
&\quad - \epsilon \int \int \beta g(\beta \mathbf{x}) f_{\mathbf{Y}|\mathbf{X}}(\mathbf{y}|\mathbf{x}) \log f_{\mathbf{Y}|\mathbf{X}}(\mathbf{y}|\mathbf{x}) d\mathbf{x} d\mathbf{y}.
\end{aligned} \tag{11}$$

Combining (10) and (11) in (3) yields

$$\begin{aligned}
I(\mathbf{X}_2; \mathbf{Y}_2) &= h(\mathbf{Y}_2) - h(\mathbf{Y}_2|\mathbf{X}_2) \\
&\geq (1-\epsilon) h(\mathbf{Y}_1) - (1-\epsilon) h(\mathbf{Y}_1|\mathbf{X}_1) \\
&= (1-\epsilon) I(\mathbf{X}_1; \mathbf{Y}_1).
\end{aligned} \tag{12}$$

The channel capacity can now be bounded as

$$\begin{aligned}
C(P_2) &= \sup_{f_{\mathbf{X}} \in \Omega(P_2)} I(\mathbf{X}; \mathbf{Y}) \\
&\geq \sup_{0 < \epsilon \leq 1} I(\mathbf{X}_2; \mathbf{Y}_2) \\
&\geq \sup_{0 < \epsilon \leq 1} (1-\epsilon) I(\mathbf{X}_1; \mathbf{Y}_1) \\
&= I(\mathbf{X}_1; \mathbf{Y}_1) \\
&= C(P_1),
\end{aligned} \tag{13}$$

where the first inequality follows from $f_{\mathbf{X}_2} \in \Omega(P_2)$ and the second from (12). To summarize, if $P_2 \geq P_1$, then $C(P_2) \geq C(P_1)$, which completes the proof. \square

A practical interpretation of the theorem is that it is possible to waste power without sacrificing channel capacity. Even though this is a huge improvement over previous results, where the channel capacity was believed to decay to zero, a system designer would not be too excited over the possibility to waste power without gaining anything. However, (13) is only a lower bound, obtained when the source distribution has the special form (8). This form was chosen because of its general applicability to any channel $f_{\mathbf{Y}|\mathbf{X}}(\mathbf{y}|\mathbf{x})$, but it is also not optimized for any channel. If (8) would be replaced by a distribution optimized for a given channel and transmitted power, $I(\mathbf{X}_2; \mathbf{Y}_2)$ may increase, and a tighter lower bound than (13) would be obtained. This would make the channel capacity strictly increasing with power, which in addition to its theoretical significance may have practical implications for the design of communication systems operating in the nonlinear regime.

An immediate consequence of Theorem 1, given by the next theorem, is that the power-limited capacity $C'(P)$ is achieved by a distribution for which the second moment has its maximum value, so that the inequality (5) is tight. This means that the two definitions (4) and (6) are equivalent.

Theorem 2: For any channel and any P , $C'(P) = C(P)$.

Proof: The definition (4) can be written as

$$C'(P) = \sup_{P_1 \leq P} C(P_1),$$

which by Theorem 1 is equal to $C(P)$. \square

IV. NUMERICAL EXAMPLES

In this section, examples will be presented for mutual information, constrained capacity, and channel capacity as functions of the average transmitted power, where the mutual information and constrained capacity have peaks but the channel capacity, as predicted by Theorem 1, is nondecreasing.

A. A Nonlinear Channel

We consider a very simple channel with nonlinear distortion and noise, represented as

$$Y = a(X) + Z, \tag{14}$$

where X and Y are the real, scalar input and output of the channel, resp., $a(\cdot)$ is a deterministic, scalar function and Z is white Gaussian noise with zero mean and variance σ_Z^2 . For

a given channel input x , the conditional pdf of the channel output is

$$f_{Y|X}(y|x) = \frac{1}{\sigma_Z} f_G\left(\frac{y - a(x)}{\sigma_Z}\right), \quad (15)$$

where $f_G(x) \triangleq (1/\sqrt{2\pi}) \exp(-x^2/2)$ is the zero-mean, unit-variance Gaussian pdf. The corresponding conditional entropy for a given source pdf $f_X(x)$ is given by (2) as

$$h(Y|X) = \int_{-\infty}^{\infty} f_X(x) \int_{-\infty}^{\infty} f_{Y|X}(y|x) \log f_{Y|X}(y|x) dy dx.$$

Since $f_{Y|X}(y|x)$ is Gaussian for a given x , the inner integral is [1, Sec. 20], [4, Sec. 8.1]

$$\int_{-\infty}^{\infty} f_{Y|X}(y|x) \log f_{Y|X}(y|x) dy = \frac{1}{2} \log 2\pi e \sigma_Z^2$$

independently of x and hence

$$h(Y|X) = \frac{1}{2} \log 2\pi e \sigma_Z^2. \quad (16)$$

The mutual information for this channel and any source pdf $f_X(x)$ is $I(X; Y) = h(Y) - h(Y|X)$, where

$$h(Y) = \int_{-\infty}^{\infty} f_Y(y) \log f_Y(y) dy, \quad (17)$$

$$f_Y(y) = \int_{-\infty}^{\infty} f_X(x) f_{Y|X}(y|x) dx,$$

$f_{Y|X}(y|x)$ is given by (15), and $h(Y|X)$ is given by (16).

As an example, we select $a(x)$ in (14) as a smooth clipping function

$$a(x) = a_{\max} \tanh\left(\frac{x}{a_{\max}}\right), \quad (18)$$

where $a_{\max} > 0$ sets an upper bound on the output. This channel is chosen for its simplicity and because its characteristics serves to illustrate the Law of monotonic channel capacity (Theorem 1), not for its resemblance to any particular physical system. If the channel input X has a sufficiently high magnitude, the channel is essentially binary. For X close to zero, on the other hand, the channel approaches a linear AWGN channel.

B. Mutual Information

The mutual information $I(x; y)$ is evaluated by numerical integration, as a function of the transmitted power P . No optimization over pdfs is carried out. The source pdf $f_X(x)$ is constructed from a given base pdf $g(x)$, rescaled to the desired power P as $f_X(x) = \beta g(\beta x)$, where $\beta = \sqrt{P_g/P}$ and P_g is given by (7). The results are presented in Fig. 1 for three continuous source pdfs $f_X(x)$: zero-mean Gaussian, zero-mean uniform, and single-sided exponential, defined as, respectively,

$$\begin{aligned} f_{X_1}(x) &= \frac{1}{\sqrt{P}} f_G\left(\frac{x}{\sqrt{P}}\right), \\ f_{X_2}(x) &= \begin{cases} \frac{1}{2\sqrt{3P}}, & -\sqrt{3P} \leq x \leq \sqrt{3P}, \\ 0, & \text{elsewhere,} \end{cases} \\ f_{X_3}(x) &= \begin{cases} \sqrt{\frac{2}{P}} e^{-x\sqrt{2/P}}, & x \geq 0, \\ 0, & x < 0. \end{cases} \end{aligned}$$

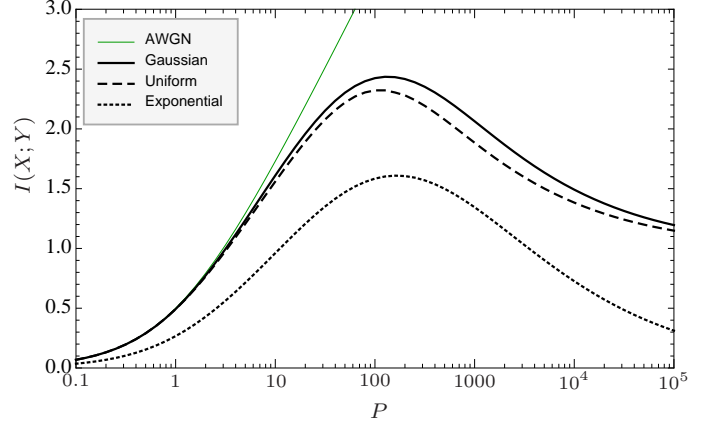


Fig. 1. Mutual information for the nonlinear channel in (14) with $a_{\max} = 10$ and $\sigma_Z = 1$, when the source pdf is Gaussian, uniform, and exponential. The AWGN channel capacity is included for reference.

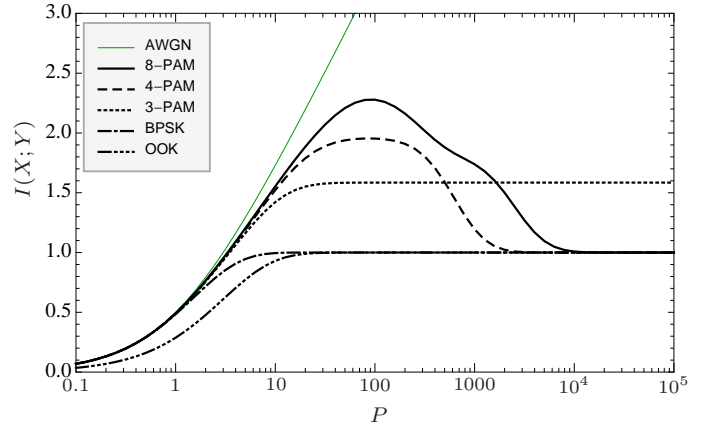


Fig. 2. Mutual information for the same channel, when the source follows various discrete distributions. The source probabilities are uniform.

The channel parameters are $a_{\max} = 10$ and $\sigma_Z = 1$ throughout this paper.

At low power P , the channel is effectively an AWGN channel. In this case, all symmetric source distributions achieve about the same mutual information, which is close to the AWGN channel capacity. The mutual information for nonnegative distributions (exponential and OOK) is approximately half that achieved by symmetric distributions.

The mutual information curves for all three source pdfs reach a peak around $P = 100$, when a large portion of the source samples still fall in the linear regime of the channel. When the average power P is further increased, the mutual information decreases towards a value slightly less than 1 asymptotically for the symmetric sources and 0 for the exponential source. The asymptotes are explained by the fact that at high enough power, almost all source samples fall in the nonlinear regime, where the channel behaves as a 1-bit noisy quantizer.

Similar results for various discrete source distributions are shown in Fig. 2. The studied one-dimensional constellations are on-off keying (OOK), binary phase-shift keying (BPSK),

and M -ary pulse amplitude modulation (M -PAM). The constellation points are equally spaced and the source samples X are chosen uniformly from these constellations. The mutual information for M -PAM constellations with $M \geq 4$ exhibits the same kind of peak as the continuous distributions in Fig. 1; indeed, a uniform distribution over equally spaced M -PAM approaches the uniform distribution as $M \rightarrow \infty$. The asymptotics when $P \rightarrow \infty$ depends on whether M is even or odd. For any even M , the channel again acts like a 1-bit quantizer and the asymptotic mutual information is slightly less than 1. For odd M , however, here exemplified by 3-PAM, there is a nonzero probability mass at $X = 0$, which means that the possible outputs are not only $Y = \pm a_{\max} + Z$ but also $Y = 0 + Z$. Hence, the channel asymptotically approaches a ternary-output noisy channel, whose mutual information is upperbounded by $\log 3 = 1.58$.

To summarize, this particular channel has the property that the mutual information for any source distribution approaches a limit as $P \rightarrow \infty$, and this limit is upperbounded by $\log 3$. It might seem tempting to conclude that the channel capacity, which is the supremum of all mutual information curves, would behave similarly. However, as we shall see in Section IV-C, this conclusion is not correct, because the limit of a supremum is in general not equal to the supremum of a limit. Specifically, the asymptotical channel capacity is $\lim_{P \rightarrow \infty} C(P) = \lim_{P \rightarrow \infty} \sup_g I(X; Y)$, which is not equal to $\sup_g \lim_{P \rightarrow \infty} I(X; Y) \leq \log 3$.

C. Constrained Capacity and Channel Capacity

The standard method to calculate the channel capacity of a discrete memoryless channel is by the *Blahut–Arimoto algorithm* [4, Sec. 10.8], [25, Ch. 9]. It has been extended to continuous-input, continuous-output channels in [26], [27]. Our approach is most similar to [27], in which pdfs are represented by lists of samples, so-called *particles*. We consider a source pdf of the form

$$f_X(x) = \sum_{i=1}^N w_i \delta(x - x_i), \quad (19)$$

where $\delta(\cdot)$ is the Dirac delta function, N is the number of samples, $\mathbf{x} = (x_1, \dots, x_N)$ are the samples, and $\mathbf{w} = (w_1, \dots, w_N)$ are the probabilities, or weights, associated with each sample. If N is large enough, any pdf can be represented in the form (19) with arbitrarily small error. With this representation,

$$f_Y(y) = \sum_{i=1}^N \frac{w_i}{\sigma_Z} f_G\left(\frac{y - a(x_i)}{\sigma_Z}\right),$$

which when substituted in (17) yields $h(Y)$, and thereby $I(X; Y)$, by numerical integration.

The objective for the optimization is to maximize the

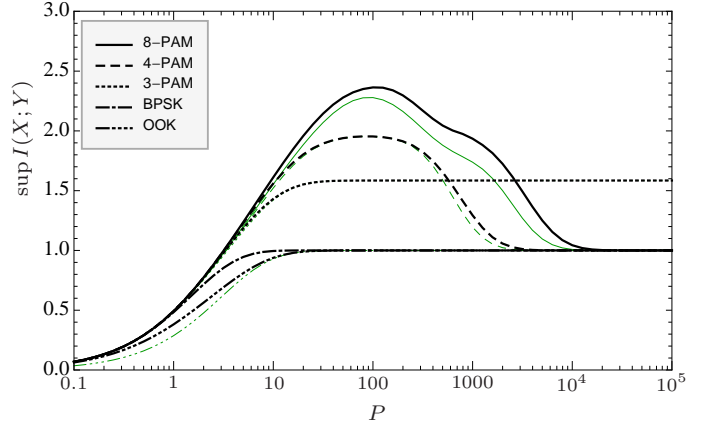


Fig. 3. Constrained capacities for the same channel, where the source is constrained to a given constellation but the source probabilities are optimally chosen for each P . The colored curves indicate the nonoptimized mutual informations from Fig. 2 (uniform probabilities).

Lagrangian function

$$L(\mathbf{x}, \mathbf{w}, \lambda_1, \lambda_2) \triangleq h(Y) + \lambda_1 \left(\sum_{i=1}^N w_i - 1 \right) + \lambda_2 \left(\sum_{i=1}^N w_i x_i^2 - P \right),$$

where the Lagrange multipliers λ_1 and λ_2 are determined to maintain the constraints $\sum_i w_i = 1$ and $\sum_i w_i x_i^2 = P$ during the optimization process. The gradients of L with respect to \mathbf{x} and \mathbf{w} are calculated, and a steepest descent algorithm (or more accurately, “steepest ascent”) is applied to maximize L . In each iteration, a step is taken in the direction of either of the two gradients.³ The step size is determined using the *golden section method* [28, pp. 271–273]. Constrained capacities were obtained by including additional constraints on \mathbf{x} and/or \mathbf{w} . Several initial values (\mathbf{x}, \mathbf{w}) were tried, and N was increased until convergence.

The topography of L as a function of \mathbf{x} and \mathbf{w} turned out to include vast flat fields, where a small step has little influence on L . This made the optimization numerically challenging. No suboptimal local maxima were found for the studied channel and constraints, although for nonlinear channels in general, the mutual information as a function of the source distribution may have multiple maxima.⁴

Using this optimization technique, we first consider constrained capacities, and investigate how much the mutual information curves in Fig. 2 can be improved by applying *probabilistic shaping* to various discrete sources. The constellations are the same as before, equally spaced OOK, BPSK, and M -PAM, but the probabilities of each constellation point

³Moving in the direction of the joint gradient turned out to be less efficient, because for small and large P , the numerical values of \mathbf{x} and \mathbf{w} are not of the same order of magnitude.

⁴An exception occurs when the samples \mathbf{x} are fixed and the only constraint is $\sum w_i = 1$. In this special case, the mutual information is a concave function of \mathbf{w} for any channel [4, pp. 33, 191] and there is thus a unique maximum.

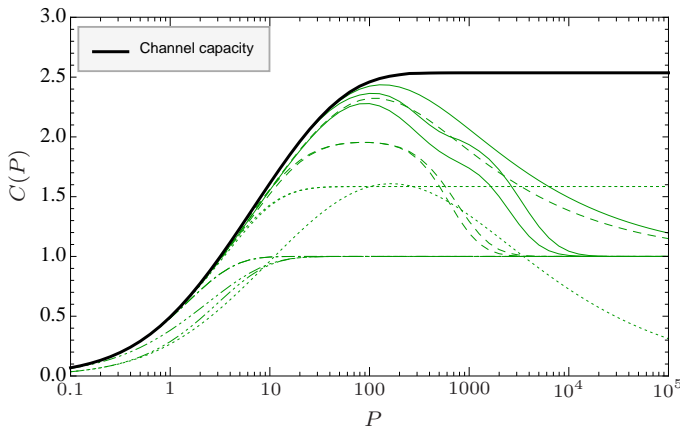


Fig. 4. Channel capacity for the same channel. All mutual information and constrained capacity curves from Figs. 1–3 are included for reference (colored). Even though most mutual information and constrained capacity curves decrease, the channel capacity does not.

is allowed to vary. For each power P , the mutual information is maximized over all probabilities. The constellation is scaled to meet the power requirement but otherwise not changed.

The results are shown in Fig. 3 for the same channel as before ((14) with (18) and parameters $a_{\max} = 10$ and $\sigma_Z = 1$). While the BPSK performance does not improve at all, because equal probabilities turn out to be optimal for P , the constrained capacity of OOK with optimal probabilistic shaping is about twice the mutual information of uniform OOK at low P . The improvements for 3- and 4-PAM are marginal, whereas the performance of 8-PAM is significantly improved for medium to high power, and its peak increases from 2.28 to 2.37 bits/symbol. The general trends, however, are the same as for the mutual information in Fig. 2: The constrained capacity for any probabilistically shaped M -PAM system with $M \geq 4$ displays a prominent peak around $P = 100$, after which the constrained capacity decreases again towards the same asymptotes as in the uniform case.

Obviously, there exist many other types of source constraints. Some of these have constrained capacities similar to those of the probabilistically shaped discrete constellations shown in Fig. 3, with a peak at a finite power and a relatively weak asymptotic performance, but other classes of sources can be conceived that are better suited to this nonlinear channel at high transmitted power. However, instead of designing further constrained sources, we will now proceed to study the channel capacity, which is the main concern of this paper. By optimizing the mutual information over unconstrained source distributions, according to the method outlined above, we obtain the channel capacity (6). As mentioned in Sec. II, the channel capacity is a property of the channel alone, not the source, so there exists just one channel capacity curve for a given channel.

This channel capacity is shown in Fig. 4 for the studied channel. As promised by the Law of monotonic channel capacity (Theorem 1), the curve does not have any peak at a finite P , which characterizes most mutual information and constrained capacity curves. The channel capacity follows

the mutual information of the Gaussian distribution closely until around $P = 100$. However, while the Gaussian case attains its maximum mutual information $I(X; Y) = 2.44$ bits/symbol at $P = 130$ and then begins to decrease, the channel capacity continues to increase towards its asymptote $\lim_{P \rightarrow \infty} C(P) = 2.54$ bits/symbol.

This asymptotical channel capacity can be explained as follows. Define the random variable $A \triangleq a(X)$. Since $a(\cdot)$ is a continuous, strictly increasing function, there is a one-to-one mapping between $X \in (-\infty, \infty)$ and $A \in (-a_{\max}, a_{\max})$. Thus $I(X; Y) = I(A; Y)$, where $Y = A + Z$. This represents a standard discrete-time AWGN channel whose input A is subject to a peak power constraint. The constrained capacity of a peak-power-limited AWGN channel was bounded already in [1, Sec. 25] and computed numerically in [29]. The asymptote in Fig. 4, which is 2.54 bits/symbol or, equivalently, 1.76 nats/symbol, agrees perfectly with the constrained capacity in [29, Fig. 2] for $a_{\max}/\sigma_Z = 10$.

V. CONCLUSIONS

For many nonlinear channels, common performance measures such as bit error rate, mutual information, and constrained capacity begin to degrade when the transmitted power is increased high enough. The contribution of this paper is to prove that the channel capacity, as defined by Shannon, behaves entirely differently for all channels: Increasing the average power can never degrade the channel capacity, since the adverse effects of high power can always be compensated for by suitably adjusting the source distribution. The nondecreasing behavior of the channel capacity, which disproves a widely accepted and often published assumption, may lead to a paradigm shift in optical information theory.

This general result holds regardless of whether the mutual information is maximized over all source distributions with the given average power or all distributions with at most the given average power. Indeed, we have proved that the two versions always yield the same channel capacity.

ACKNOWLEDGMENTS

The author is indebted to Giuseppe Durisi and Magnus Karlsson for helpful comments on early versions of this manuscript.

REFERENCES

- [1] C. E. Shannon, "A mathematical theory of communication," *Bell System Technical Journal*, vol. 27, pp. 379–423, 623–656, July, Oct. 1948.
- [2] —, "The zero error capacity of a noisy channel," *IRE Trans. Inform. Theory*, vol. IT-2, no. 3, pp. 8–19, Sept. 1956.
- [3] A. N. Kolmogorov, "On the Shannon theory of information transmission in the case of continuous signals," *IRE Trans. Inform. Theory*, vol. IT-2, no. 4, pp. 102–108, Dec. 1956.
- [4] T. M. Cover and J. A. Thomas, *Elements of Information Theory*, 2nd ed. Hoboken, NJ: Wiley, 2006.
- [5] R.-J. Essiambre, G. Kramer, P. J. Winzer, G. J. Foschini, and B. Goebel, "Capacity limits of optical fiber networks," *J. Lightw. Technol.*, vol. 28, no. 4, pp. 662–701, Feb. 2010.
- [6] A. D. Ellis and J. Zhao, "Channel capacity of non-linear transmission systems," in *Impact of Nonlinearities on Fiber Optic Communications*, S. Kumar, Ed. New York, NY: Springer, 2011, ch. 13, pp. 507–538.
- [7] G. P. Agrawal, *Fiber-Optic Communication Systems*, 4th ed. Hoboken, NJ: Wiley, 2010.

- [8] P. P. Mitra and J. B. Stark, "Nonlinear limits to the information capacity of optical fibre communications," *Nature*, vol. 411, pp. 1027–1030, June 2001.
- [9] J. B. Stark, P. Mitra, and A. Sengupta, "Information capacity of nonlinear wavelength division multiplexing fiber optic transmission line," *Optical Fiber Technology*, vol. 7, no. 4, pp. 275–288, Oct. 2001.
- [10] J. Tang, "The Shannon channel capacity of dispersion-free nonlinear optical fiber transmission," *J. Lightw. Technol.*, vol. 19, no. 8, pp. 1104–1109, Aug. 2001.
- [11] K.-P. Ho and J. M. Kahn, "Channel capacity of WDM systems using constant-intensity modulation formats," in *Proc. Optical Fiber Communication Conference*, Anaheim, CA, Ma. 2002, pp. 731–733.
- [12] E. E. Narimanov and P. Mitra, "The channel capacity of a fiber optics communication system: perturbation theory," *J. Lightw. Technol.*, vol. 20, no. 3, pp. 530–537, Mar. 2002.
- [13] J. M. Kahn and K.-P. Ho, "Spectral efficiency limits and modulation/detection techniques for DWDM systems," *IEEE Journal of Selected Topics in Quantum Electronics*, vol. 10, no. 2, pp. 259–272, Mar./Apr. 2004.
- [14] L. G. L. Wegener, M. L. Povinelli, A. G. Green, P. P. Mitra, J. B. Stark, and P. B. Littlewood, "The effect of propagation nonlinearities on the information capacity of WDM optical fiber systems: cross-phase modulation and four-wave mixing," *Physica D: Nonlinear Phenomena*, vol. 189, no. 1–2, pp. 81–99, Feb. 2004.
- [15] T. Freckmann, R.-J. Essiambre, P. J. Winzer, G. J. Foschini, and G. Kramer, "Fiber capacity limits with optimized ring constellations," *IEEE Photon. Technol. Lett.*, vol. 21, no. 20, pp. 1496–1498, Oct. 2009.
- [16] A. D. Ellis, J. Zhao, and D. Cotter, "Approaching the non-linear Shannon limit," *J. Lightw. Technol.*, vol. 28, no. 4, pp. 423–433, Feb. 2010.
- [17] B. Goebel, R.-J. Essiambre, G. Kramer, P. J. Winzer, and N. Hanik, "Calculation of mutual information for partially coherent Gaussian channels with applications to fiber optics," *IEEE Trans. Inf. Theory*, to appear, 2011, online: arxiv.org/abs/1003.6091.
- [18] I. B. Djordjevic, "Codes on graphs, coded modulation and compensation of nonlinear impairments by turbo equalization," in *Impact of Nonlinearities on Fiber Optic Communications*, S. Kumar, Ed. New York, NY: Springer, 2011, ch. 12, pp. 451–505.
- [19] K.-P. Ho, *Phase-Modulated Optical Communication Systems*. New York, NY: Springer, 2005.
- [20] K. S. Turitsyn, S. A. Derevyanko, I. V. Yurkevich, and S. K. Turitsyn, "Information capacity of optical fiber channels with zero average dispersion," *Physical Review Letters*, vol. 91, no. 20, pp. 203 901–1–4, Nov. 2003.
- [21] M. H. Taghavi, G. C. Papen, and P. H. Siegel, "On the multiuser capacity of WDM in a nonlinear optical fiber: coherent communication," *IEEE Trans. Inf. Theory*, vol. 52, no. 11, pp. 5008–5022, Nov. 2006.
- [22] S. Verdú and T. S. Han, "A general formula for channel capacity," *IEEE Trans. Inf. Theory*, vol. 40, no. 4, pp. 1147–1157, July 1994.
- [23] S. Verdú, "On channel capacity per unit cost," *IEEE Trans. Inf. Theory*, vol. 36, no. 5, pp. 1019–1030, Sept. 1990.
- [24] A. El Gamal and Y.-H. Kim, "Lecture notes on network information theory," 2010, online: arxiv.org/abs/1001.3404.
- [25] R. W. Yeung, *Information Theory and Network Coding*. New York, NY: Springer, 2008.
- [26] C.-I. Chang and L. D. Davisson, "On calculating the capacity of an infinite-input finite (infinite) -output channel," *IEEE Trans. Inf. Theory*, vol. 34, no. 5, pp. 1004–1010, Sept. 1988.
- [27] J. Dauwels, "Numerical computation of the capacity of continuous memoryless channels," in *Proc. Symposium on Information Theory in the Benelux*, Brussels, Belgium, May 2005, pp. 221–228.
- [28] J. Lundgren, M. Rönqvist, and P. Våbrand, *Optimization*. Lund, Sweden: Studentlitteratur, 2010.
- [29] J. G. Smith, "The information capacity of amplitude- and variance-constrained scalar Gaussian channels," *Information and Control*, vol. 18, no. 3, pp. 203–219, Apr. 1971.