

Terahertz relativistic spatial solitons in doped graphene metamaterials

Haiming Dong¹, Claudio Conti² and Fabio Biancalana¹

¹Max Planck Institute for the Science of Light, Günther-Scharowsky-Str. 1, Bau 26, 91058 Erlangen, Germany

²Dep. Mol. Med. and CNR-ISC, Univ. Sapienza, P.le A. Moro 5, 00185 Rome, Italy

(Dated: August 8, 2018)

We propose an electrically tunable graphene-based metamaterial showing a large nonlinear optical response at THz frequencies, which we calculate analytically for the first time to our knowledge and arises from the intraband current. The structure sustains a novel type of stable two-dimensional spatial solitary wave, a relativistic version of the Townes soliton. These results can be also applied to any material exhibiting a conical dispersion with massless Dirac fermions.

Introduction — Graphene is a two-dimensional, one-atom thick allotrope of carbon that has been in the spotlight since its experimental discovery and isolation in 2004 [1], and can be considered a unifying bridge between low-energy condensed matter physics and quantum field theory, as its two-dimensional quasi-electrons behave like massless “relativistic” Dirac fermions, very similarly to electrically charged ‘neutrinos’ [2, 3].

Graphene holds the promise for building advanced nano-electronic devices, due to its unconventional electronic properties [3]. Furthermore, it also exhibits very unique optical properties, especially in the terahertz (THz) frequency range. To date, novel photonic devices, such as THz devices [4], optical modulators [5], photodetectors [6] and polarizers [7] were successfully realized.

In recent years, the huge and largely unexplored potential of graphene for nonlinear optical applications has been outlined. An extremely strong nonlinear optical response in the THz regime has been investigated [8, 9]. Preliminary experimental results include ultrafast saturable absorption [10, 11] and the observation of strong four-wave mixing [12], which are the building blocks of nonlinear optics [13]. Specifically, four-wave mixing implies the existence of modulational instability and optical solitons in graphene, a significant topic that has not been previously investigated.

In this paper, we follow the footsteps of a series of seminal papers by Mikhailov (see Refs. [14]) based on the semiclassical kinetic theory, and we derive *analytically* the intraband optical current of a doped layer of graphene. We prove that this theory is also consistent with the more precise quantum approach of Ishikawa [9], based on the Bloch equations derived from the single-electron Dirac equation. For excitation frequencies in the THz gap, and neglecting the interband transitions (valid for photons below the Fermi energy of doped layers), the two approaches give the same result for the intraband current. We apply the above results to describe self-focusing of two dimensional Townes-like solitons in an electrically tunable metamaterial made of several layers of doped graphene, interspaced by layers of silica and silicon with thickness much smaller than the wavelength of the incident light.

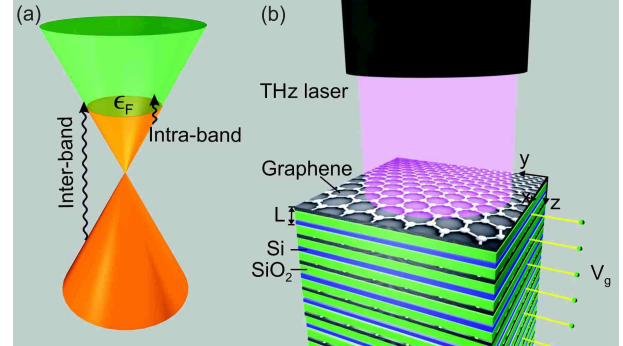


FIG. 1: (a) Graphene conical dispersion with doping. Intra-band and interband optical transitions are shown. (b) Geometry of the proposed multilayer metamaterial. The structure is made of graphene-silica-silicon layers, with total thickness L , much smaller than the wavelength of the THz beam. Each layer of graphene is doped by a gate voltage V_g .

Background — We consider an electrically doped graphene system with a positive gate voltage V_g . As shown in Fig. 1a, the electron energy dispersion in the conduction band is given by the Dirac spectrum, $\epsilon_{\mathbf{p}} = v_F p$, where $p \equiv |\mathbf{p}| = \sqrt{p_x^2 + p_y^2}$ is the total momentum, $\mathbf{p} \equiv (p_x, p_y)$, and $v_F \simeq c/300$ if the Fermi velocity with c the vacuum light speed. The Fermi energy ϵ_F can be largely controlled by the voltage V_g perpendicularly applied to the graphene-SiO₂-Si multilayer (Fig. 1b). The velocity operator for the quasi-electrons is given by $\mathbf{v} \equiv \nabla_{\mathbf{p}} \epsilon_{\mathbf{p}} = v_F \mathbf{p}/p$. The electron momentum distribution $f_{\mathbf{p}}(\mathbf{r}, t)$ in the collisionless approximation is solution of the Boltzmann-Vlasov kinetic equation:

$$\partial_t f_{\mathbf{p}}(\mathbf{r}, t) + \mathbf{v} \cdot \nabla_{\mathbf{p}} f_{\mathbf{p}}(\mathbf{r}, t) + \mathbf{F} \cdot \nabla_{\mathbf{p}} f_{\mathbf{p}}(\mathbf{r}, t) = 0, \quad (1)$$

where \mathbf{r} and t are respectively space and time coordinates, and $\mathbf{F} \equiv -e\mathbf{E}$ is the force due to the electric field $\mathbf{E}(\mathbf{r}, t)$ ($e > 0$ here and in the following). Due to Jeans’ theorem [15], any function of the constants of motion is a solution of the Boltzmann-Vlasov equation, and assuming for simplicity homogeneity in the (x, y) plane (i.e. $\nabla_{\mathbf{p}} = 0$), an exact solution of Eq. (1) is the Fermi-Dirac distribution at temperature T for negligible interband tran-

sitions, namely $f_{\mathbf{p}}(t) = \mathcal{F}_T [p_x - p_{0,x}(t), p_y - p_{0,y}(t)]$, where $\mathcal{F}_T [p_x, p_y] \equiv [1 + \exp \{(\epsilon_{\mathbf{p}} - \epsilon_F)/(k_B T)\}]^{-1}$, k_B is the Boltzmann constant, $\mathbf{p}_0(t) \equiv -e\mathbf{A}(t)$ is the electron momentum transferred by the radiation field, $\mathbf{A}(t) = -\int \mathbf{E}(t)dt$ is the vector potential, and ϵ_F corresponds to an electron surface density $n_s \equiv \epsilon_F^2/(\hbar^2 v_F^2 \pi)$.

Calculation of total intraband current — The total electric current is given by $\mathbf{J} \equiv -\frac{g_s g_v}{(2\pi\hbar)^2} e \int \mathbf{v} f_{\mathbf{p}} d\mathbf{p} = -\frac{g_s g_v}{(2\pi\hbar)^2} e v_F \int (\mathbf{p}/p) \mathcal{F}_T [\mathbf{p} - \mathbf{p}_0(t)] d\mathbf{p}$, where $g_s = 2$ and $g_v = 2$ are respectively the spin and valley degeneracy factors. This gives the intraband current that is responsible for the strong THz nonlinearity of graphene, as demonstrated by Mikhailov [12, 14].

More recently, Ishikawa [9] introduced Bloch-like equations deduced from the one-electron Dirac equation. In his formalism, he starts from the Weyl equation for the charged neutrino, $i\sigma^\mu \tilde{\partial}_\mu \psi = 0$, where $\tilde{\partial}_\mu \equiv (v_F^{-1} \partial_t, \nabla_\perp)$ is the pseudorelativistic derivative, $\nabla_\perp \equiv (\partial_x, \partial_y)$, and $\sigma^\mu \equiv (\sigma^0, \sigma)$ is the Pauli matrices vector, and σ^0 is the 2×2 identity matrix. Expanding into space and time variables, this translates into the wave equation for the electronic spinor with momentum p , which reads $i\hbar \partial_t \psi_p = v_F (\boldsymbol{\sigma} \cdot \mathbf{p}) \psi \equiv \hat{H}_0 \psi_p$, with the momentum operator $\mathbf{p} \equiv -i\hbar \nabla_\perp$. The interacting theory is directly implemented via the minimal substitution: $i\hbar \partial_t \psi_p = v_F (\boldsymbol{\sigma} \cdot [\mathbf{p} + \frac{e}{c} \mathbf{A}(\mathbf{t})]) \psi_p$. Without loss of generality, we can assume that the radiation field is polarized linearly

along the x direction, parallel to the graphene plane. The Weyl equation for one electron is therefore

$$i\hbar \partial_t \psi_p = v_F \begin{bmatrix} 0 & (p_x + \frac{e}{c} A) - ip_y \\ (p_x + \frac{e}{c} A) + ip_y & 0 \end{bmatrix} \psi_p. \quad (2)$$

From Eq. (2), one can construct the single-electron current $\mathbf{J}_{1,p} \equiv -ev_F \psi_p^\dagger \boldsymbol{\sigma} \psi_p$ for a given electronic momentum p . Ishikawa [9] demonstrated that, for intraband transitions only ($n = -1$ and $\rho = 0$ in the notation of Ref. [9]), the single-electron intraband current reduce to

$$\mathbf{J}_{1,p} = \frac{-ev_F}{\sqrt{(p_x + eA)^2 + p_y^2}} (p_x + eA, p_y), \quad (3)$$

and $\mathbf{J} = \frac{g_s g_v}{(2\pi\hbar)^2} \int \mathbf{J}_{1,p} \mathcal{F}_T [p_x, p_y] d\mathbf{p}$. This result agrees with the Boltzmann-Vlasov equation approach given above. It is important to note that, following Refs. [14], the intraband current dominates the interband current for photon energies $\hbar\omega \lesssim \epsilon_F$ and for $k_B T \ll \epsilon_F$.

In this paper, we report the first analytically calculation of the total macroscopic intraband current of a single graphene layer of thickness d at low temperature ($T \rightarrow 0$). The final result for the x component (i.e. the only non-vanishing component of the two-dimensional current) is given by

$$J_{2D}(A) = -\frac{eg_s g_v v_F}{(2\pi\hbar)^2} \frac{2|p_F + eA|}{3eA} \left\{ (p_F^2 + e^2 A^2) \mathcal{E}_+ \left(\frac{4eAp_F}{(p_F + eA)^2} \right) - (p_F - eA)^2 \mathcal{E}_- \left(\frac{4eAp_F}{(p_F + eA)^2} \right) \right\}, \quad (4)$$

where we have defined the elliptic integrals $\mathcal{E}_\pm(x) \equiv \mathcal{E}_\pm(\frac{\pi}{2}|x)$, with $\mathcal{E}_\pm(\theta|x) \equiv \int_0^\theta (1 - x \sin^2 \theta)^{\pm 1/2} d\theta$.

By defining the dimensionless variable $\psi \equiv eA/p_F$, where $p_F \equiv \epsilon_F/v_F$ is the Fermi momentum, and electric monochromatic fields are scaled with the reference

field $E_0 \equiv \omega \epsilon_F / (v_F e)$. Fig. 2(a) shows the dimensionless quantity $j_{2D}(\psi) \equiv J_{2D}/j_F$ (blue solid line) [where $j_F \equiv -ev_F p_F^2 / (\pi\hbar^2)$ is the elementary Fermi current] which in terms of the ψ variable is given by

$$j_{2D}(\psi) = \frac{2}{3\psi} |1 + \psi| \left\{ (1 + \psi^2) \mathcal{E}_+ \left(\frac{4\psi}{(1 + \psi)^2} \right) - (\psi - 1)^2 \mathcal{E}_- \left(\frac{4\psi}{(1 + \psi)^2} \right) \right\}, \quad (5)$$

showing the strong intrinsic nonlinear behavior of graphene layers when excited by THz radiation. Interestingly, $j_{2D}(\psi)$ can be roughly approximated in several ways, depending on the specific application. For instance, a hyperbolic tangent function approximation, $j_{2D}(\psi) \simeq \tanh(\psi)$, is useful for several estimates, for

example in the calculation of the linear intraband conductivity, giving the correct $\sigma_{\text{intra}} = e^2 \epsilon_F / (\pi\hbar^2 \omega)$ with ω being the radiation frequency. We note that the latter function has exactly the same asymptotic behavior of j_{2D} for $\psi \rightarrow 0$ and $\psi \rightarrow \infty$. However the approximation might fail for more precise estimates around the most

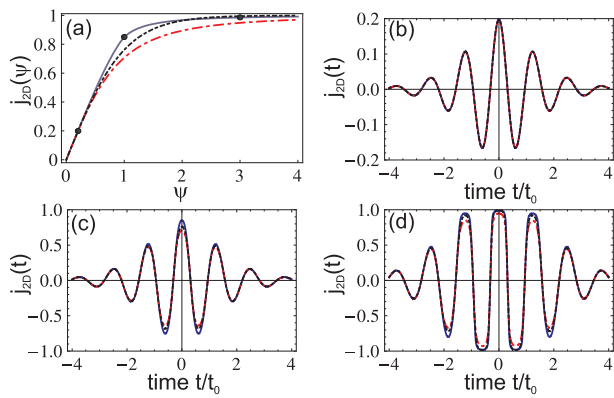


FIG. 2: (a) Plot of the current $j_{2D}(\psi)$ (blue solid line), its hyperbolic tangent approximation (black dashed-dotted line) and its relativistic approximation (red dashed line). (b,c,d) Plots of analytical intraband current $j_{2D}(t)$ when $\psi(t) = \psi_0 \text{sech}(t/t_0) \cos(5t/t_0)$ (blue solid line), for $\psi_0 = 0.2, 1$ and 3 respectively, corresponding to the three black dots in (a). The lines for the tanh (black dashed-dotted) and the relativistic (red dashed) approximations are also shown.

nonlinear region, namely $\psi = 1$. Here, however, we prefer to use the less precise but more tractable approximation $j_{2D}(\psi) \simeq \psi/\sqrt{1+\psi^2}$, which shows also the pseudo-relativistic nature of the optical nonlinearity treated here. This expression will allow us to treat the transition from real fields to envelopes in a straightforward way in the framework of the paraxial approximation, since the Taylor expansion of Eq. (5) does not work well due to its fictitious singularity at $\psi = 0$.

In Fig. 2(a) $j_{2D}(\psi)$ and its two approximated versions are shown for comparison. In Figs. 2(b,c,d) we show the analytically calculated current $j_{2D}(t)$ for an example of pulsed excitation $\psi(t) = \psi_0 \text{sech}(t/t_0) \cos(5t/t_0)$, where t_0 is the pulse width, for different values of the light field amplitude ψ_0 , showing the strong nonlinear temporal dependence of the intraband current. Curves obtained by using the tanh and the relativistic approximations above are also shown for comparison.

A quick estimate of the third-order susceptibility $\chi_{\text{gr}}^{(3)}$ is given by expanding j_{2D} in powers of ψ up to the third order: $j_{2D} \simeq \psi - \psi^3/8$, giving the nonlinear third order intraband current $J_{2D}^{(3)}(E) = [eE/(2\omega p_F)]^3 [e v_F p_F^2 / (\pi \hbar^2)] = \omega \epsilon_0 \chi_{\text{gr}}^{(3)} E^3$. The order of magnitude of such susceptibility for a monochromatic wave is thus given by $\chi_{\text{gr}}^{(3)} = e^4 v_F^2 / (8\pi \epsilon_0 \hbar^2 \omega^4 \epsilon_F d) \sim 10^8 \div 10^{14} \chi_{\text{silica}}^{(3)}$, depending on the

specific parameters used. Note that $\chi_{\text{gr}}^{(3)} \sim \omega^{-4}$, so the intraband nonlinearity rapidly decreases when increasing the frequency. This is consistent with the estimates given by Mikhailov [12, 14]. Such estimates, although relevant to retrieve the orders of magnitude involved, do not capture the full complexity of the nonlinearity, which is not a simple Kerr nonlinearity. However, such a large third order coefficient places the graphene nonlinearity in the same category of the resonant nonlinear effects, such as two-level systems [16] or the excitonic nonlinearity [17], but with the great advantage that the bandstructure of graphene is *always resonant* to optical excitations.

Wave equation for a single graphene layer — The equation that regulates light propagation in presence of a single graphene layer is the conventional macroscopic wave equation $c^2 \epsilon_0 \square A = J_{3D}(A)$, where $\square \equiv (\epsilon_s/c^2) \partial_t^2 - \nabla^2$, with ϵ_s is the substrate dielectric function at the selected frequency ω , and $A(\mathbf{r}, t)$ is the 3D vector potential. The current circulates in a very thin layer of thickness $d \simeq 0.34$ nm [18]. Thus we can model the 3D current with a rectangular function, with the single layer centered at $z = 0$: $J_{3D}(\mathbf{r}, t) = J_{2D}(x, y, t) R(z)/d$, where $R(z) \equiv \{\text{sgn}(z + d/2) + \text{sgn}(d/2 - z)\}/2$, where $\text{sgn}(x)$ is the sign function, normalized like $\int_{-\infty}^{+\infty} R(z) dz = d$.

Average medium theory of graphene metamaterial — In order to observe THz spatial solitons, we consider a doped graphene metamaterial as shown in Fig. 1(b). The system that we propose is a periodic multilayer based on graphene-silica-silicon layers, with total thickness L [see Fig. 1(b)] where SiO_2 and Si are both transparent for THz and optical frequencies [19]. Each graphene layer is doped with an electronic density n_s by applying a gate voltage V_g . The size L of the elementary cell is assumed to be much smaller than the incident monochromatic wavelength, $L \ll \lambda$. This means that we can use an average medium approach by expanding the dimensionless vector potential in its Fourier components ϕ_m :

$$\psi(x, y, z, t) = \frac{1}{2} \left[\sum_{m \in \mathbb{Z}} \phi_m(x, y, z) e^{2\pi i m z/L + i k_0 z - i \omega t} + \text{c.c.} \right], \quad (6)$$

where k_0 is the linear wavenumber, and z is the direction perpendicular to the layers [see Fig. 1(b)]. By retaining only the fundamental order in the Fourier expansion (with $\phi \equiv \phi_0$), and after using the paraxial approximation for reducing the order of the z derivative, one obtains:

$$\left\{ \left(\frac{\epsilon_s \omega^2}{c^2} - k_0^2 \right) + (\partial_x^2 + \partial_y^2) + 2i k_0 \partial_z \right\} \phi + \left[\frac{-e^2 \epsilon_F}{\pi \epsilon_0 \hbar^2 c^2 d} \right] j_{2D}(\phi) c_0 = 0, \quad (7)$$

where $\sum_{n \in \mathbb{Z}} R(z + nL) = \sum_{n \in \mathbb{Z}} c_n e^{2\pi i n z/L}$, $c_n \equiv \frac{1}{L} \int_{-L/2}^{+L/2} R(z) e^{-2\pi i n z/L} dz$, $c_0 \equiv \frac{1}{L} \int_{-L/2}^{+L/2} R(z) dz = d/L$.

We now use the relativistic approximation of the full cur-

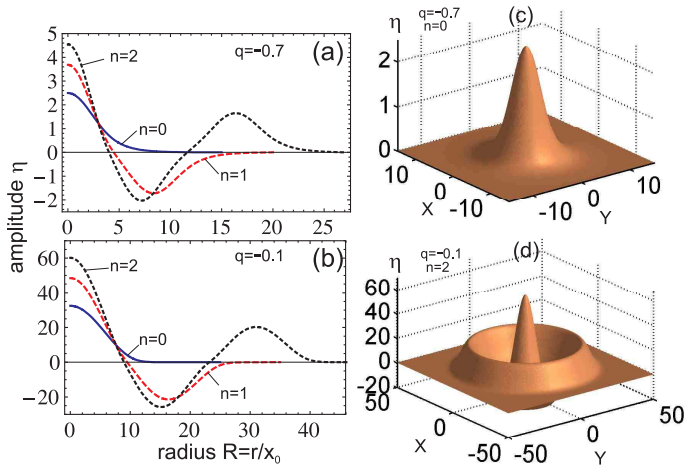


FIG. 3: (a) Soliton profiles of the fundamental mode ($n = 0$) and two higher-order modes ($n = 1$ and $n = 2$) as a function of dimensionless radius R , for $q = -0.7$. (b) Same as (a), but for $q = -0.1$. (c,d) 3D plots of the fundamental and the 2nd-order soliton of (a,b) respectively.

rent, namely $j_{2D}(\phi) \simeq \phi / [\sqrt{1 + |\phi|^2/2}]$, inside Eq. (7).

Paraxial model and soliton solutions — After introducing the scalings $(x, y) = x_0(X, Y)$, $z = z_0 Z$, $x_0 \equiv [\pi \hbar^2 c^2 \epsilon_0 \epsilon_s L / (e^2 \epsilon_F)]^{1/2}$, $z_0 \equiv 2k_0 x_0^2$, $k_0 \equiv \sqrt{\epsilon_s} \omega / c$ and $\eta \equiv \phi / \sqrt{2}$, one obtains the paraxial equation:

$$i \partial_Z \eta + (\partial_X^2 + \partial_Y^2) \eta - \frac{\eta}{\sqrt{1 + |\eta|^2}} = 0 \quad (8)$$

For instance, for typical parameters $\omega / (2\pi) = 20$ THz, $\epsilon_s \simeq 4.5$ [20], $L \simeq 2 \mu\text{m}$ and $n_s \simeq 5 \times 10^{12} \text{cm}^{-2}$, one has $\epsilon_F \simeq 259$ meV, $x_0 \simeq 15 \mu\text{m}$ and $z_0 \simeq 415 \mu\text{m}$. The scaling for the electric field is $E_0 \equiv \omega \epsilon_F / (v_F e) \simeq 30$ MW/cm². For the above parameters the room temperature is a good approximation of the above results obtained for $T = 0$, since $k_B T \simeq 25$ meV $\ll \epsilon_F$.

Passing to cylindrical coordinates one must solve the following ODE:

$$\frac{d^2 \eta(R)}{dR^2} + \frac{1}{R} \frac{d\eta(R)}{dR} - \left[q + \frac{1}{\sqrt{1 + \eta(R)^2}} \right] \eta(R) = 0, \quad (9)$$

where q is a nonlinear wavenumber, and $R \equiv \sqrt{X^2 + Y^2}$ is the dimensionless radius, in units of x_0 . Solutions of Eq. (9) are Townes-like solitons (see Refs. [21–24]) with a rather unconventional relativistic nonlinearity, which are stable in the sense of the Vakhitov-Kolokolov criterion due to the saturable type of the nonlinearity [25]. Some fundamental and higher-order soliton profiles are shown in Fig. 3 for different values of q .

Conclusions — We proposed an electrically tunable metamaterial based on graphene-silicon-silica multilayers. We calculated the intraband current of doped

graphene analytically, which dominates the electron dynamics for THz excitations. Finally, stable Townes-like spatial solitary waves have been found to propagate in the longitudinal direction for realistic parameters. These results pave the way of a more extensive analysis of the mathematical structure and the physical content of the graphene Bloch equations for useful nonlinear optical applications. Our theoretical approach is not restricted to graphene, but can be applied to all materials exhibiting a conical dispersion supporting massless Dirac fermions (for instance HgTe [26]).

FB is funded by the German Max Planck Society for the Advancement of Science (MPG). HD is supported by the Chinese Academy of Science (CAS). CC acknowledges support from ERC Grant no. 201766 and the Humboldt Foundation (Germany).

-
- [1] K. S. Novoselov *et al.*, Science **306**, 666 (2004).
 - [2] A. K. Geim, Science **324**, 1530 (2009).
 - [3] A. H. Castro Neto *et al.*, Rev. Mod. Phys. **81**, 109 (2009).
 - [4] D. Sun *et al.*, Nano Lett. **10**, 1293 (2010).
 - [5] M. Liu *et al.*, Nature **474**, 64 (2011).
 - [6] T. Mueller, F. N. Xia and P. Avouris, Nature Photonics **4**, 297 (2010).
 - [7] Q. L. Bao *et al.*, Nature Photonics **5**, 411 (2011).
 - [8] A. R. Wright *et al.*, Appl. Phys. Lett. **95**, 072101 (2009).
 - [9] K. L. Ishikawa, Phys. Rev. B **82**, 201402(R) (2010).
 - [10] Q. L. Bao *et al.*, Adv. Funct. Mater. **19**, 3077 (2009).
 - [11] G. C. Xing *et al.*, Optics Express **18**, 4564 (2010).
 - [12] E. Hendry *et al.*, Phys. Rev. Lett. **105**, 097401 (2010).
 - [13] G. P. Agrawal, *Nonlinear Fiber Optics*, 4th ed. (Academic Press, San Diego, 2007).
 - [14] S. A. Mikhailov and K. Ziegler, J. Phys: Condens. Matter **20**, 384204 (2008).
 - [15] R. O. Dendy, *Plasma Dynamics* (Clarendon Press, Oxford, 1990).
 - [16] R. W. Boyd, *Nonlinear Optics*, 3rd ed. (Academic Press, London, 2008).
 - [17] O. A. Smyrnov, F. Biancalana and S. Malzer, Phys. Rev. B **83**, 205207 (2011).
 - [18] P. Nemes-Incze *et al.*, Carbon **46**, 1435 (2008).
 - [19] L. Fekete *et al.*, Opt. Lett. **32**, (2007).
 - [20] K. S. Lee, T. M. Lu and X. C. Zhang, IEEE Circuits and Devices Magazine, **18**, 23 (2002).
 - [21] R. Y. Chiao, E. Garmine and C. H. Townes, Phys. Rev. Lett. **13**, 479 (1964).
 - [22] H. A. Haus, Appl. Phys. Lett. **8**, 128 (1966).
 - [23] J. M. Soto-Crespo *et al.*, Phys. Rev. A **44**, 636 (1991).
 - [24] D. E. Edmunson, Phys. Rev. E **55**, 7636 (1997).
 - [25] Y. S. Kivshar and G. P. Agrawal, *Optical Solitons: From Fibers to Photonic Crystals* (Academic Press, London, 2003).
 - [26] B. Büttner *et al.*, Nature Physics **7**, 418 (2011).