

A 3D radiative transfer framework: XIII. OpenCL implementation

Peter H. Hauschildt¹ and E. Baron^{1,2,3}

¹ Hamburger Sternwarte, Gojenbergsweg 112, 21029 Hamburg, Germany; yeti@hs.uni-hamburg.de

² Homer L. Dodge Dept. of Physics and Astronomy, University of Oklahoma, 440 W. Brooks, Rm 100, Norman, OK 73019 USA; baron@ou.edu

³ Computational Research Division, Lawrence Berkeley National Laboratory, MS 50F-1650, 1 Cyclotron Rd, Berkeley, CA 94720-8139 USA

Received date Accepted date

ABSTRACT

Aims. We discuss an implementation of our 3D radiative transfer (3DRT) framework with the OpenCL paradigm for general GPU computing.

Methods. We implement the kernel for solving the 3DRT problem in Cartesian coordinates with periodic boundary conditions in the horizontal (x, y) plane, including the construction of the nearest neighbor Λ^* and the operator splitting step.

Results. We present the results of a small and a large test case and compare the timing of the 3DRT calculations for serial CPUs and various GPUs.

Conclusions. The latest available GPUs can lead to significant speedups for both small and large grids compared to serial (single core) computations.

Key words. Radiative transfer – Scattering

1. Introduction

In a series of papers Hauschildt & Baron (2006); Baron & Hauschildt (2007); Hauschildt & Baron (2008, 2009); Baron, Hauschildt, & Chen (2009); Hauschildt & Baron (2010); Seelmann, Hauschildt, & Baron (2010, hereafter: Papers I–VII), we have described a framework for the solution of the radiative transfer equation in 3D systems (3DRT), including a detailed treatment of scattering in continua and lines with a non-local operator splitting method, and its use in the general model atmosphere package PHOENIX.

The 3DRT framework discussed in the previous papers of this series requires very substantial amounts of computing time due to the complexity of the radiative transfer problem in strongly scattering environments. The standard method to speed up these calculations is to implement parallel algorithms for distributed memory machines using the MPI library (Hauschildt & Baron 2006; Baron & Hauschildt 2007). The development of relatively inexpensive graphic processing units (GPUs) with large numbers of cores and the development of relatively easy to use programming models, OpenCL and CUDA has made the use of GPUs attractive for the acceleration of scientific simulations. GPUs are built to handle numerous lightweight parallel threads simultaneously and offer theoretical peak performance far beyond that of current CPUs. However, using them efficiently requires different programming methods and algorithms than those employed on standard CPUs. We describe our first results of implementing our 3DRT framework for a single geometry within the OpenCL (Munshi 2009) paradigm for generalized GPU and CPU computing.

2. Method

In the following discussion we use notation of Papers I – VII. The basic framework and the methods used for the formal solution and the solution of the scattering problem via non-local operator splitting are discussed in detail in these papers and will not be repeated here. Our implementation of the 3DRT framework considers the most time consuming parts of the process — the formal solution and the solution of the operator splitting equations — to obtain the updated values of the mean intensities, whereas less time consuming parts of the code (set-up, Ng acceleration, etc) are left to Fortran95 or C implementations. The OpenCL implementation of the 3DRT framework minimizes data transfer between the host computer (CPU) and the GPU and keeps most of the data locally on the GPU memory. Only the relevant input data (e.g., opacities) and the results, e.g., the mean intensities J for all voxels, need to be transferred to and from the GPU device.

2.1. General purpose computing on graphic processors

Using a GPU for numerical calculations requires special programming environments. While GPU manufacturers have provided programming environments for vendor-special hardware, e.g., CUDA (NVIDIA 2007) for NVIDIA produced GPUs and ATI Stream SDK (AMD 2009) (which has now been replaced by AMD APP (AMD 2011) which uses OpenCL) for AMD/ATI produced GPUs. The differences between these environments make programs specific to them. Our applications need to be extremely portable and thus having to code for multiple vendor-specific environments is not acceptable. Fortunately, the open standard

OpenCL (Munshi 2009) was designed to efficiently use not only GPUs but also modern multi-core CPUs and other accelerators using a thread-centered programming model. With OpenCL it is possible to run the same code on many different CPU and GPU architectures. There is a relatively minor cost of some loss of performance when using OpenCL as compared to CUDA specific programming models (?). This is insignificant for our application where portability is far more important than the fraction of the theoretical peak performance attained for a specific piece of hardware. At the present time, OpenCL is available for all types of GPUs and CPUs, including accelerators such as the Cell Broadband Engine (CBE), whereas CUDA is only available for NIVIA GPUs. This is a major concern for us as the technology is progressing rapidly and new hardware is released frequently. Using a defined standard is, therefore, already important to build a reliable code base that can easily be used in the future. Maintaining several different codes for the same tasks in different programming languages is, on the other hand, is costly in terms of human time and also error prone. The disadvantage of this use of general standards is a loss of performance. We consider this as a low price for the portability as hardware features and performance increase dramatically with new hardware. Therefore, we implemented our 3DRT framework in OpenCL for portability reasons.

The design of GPUs differs considerably from the design of CPUs, focusing much more on simultaneous execution of many threads to hide memory access latencies. In contrast to CPUs, branching is costly on GPUs and should therefore be limited as much as possible. It is in many cases faster to compute both branches of a decision and then select the correct one afterwards rather than using conditional execution. This is not an uncommon strategy and was used, for example, on the original CRAY vector machines in the 1980s. In addition, GPUs provide better performance for regular memory access patterns. The preferred programming model for these GPU systems is a single-program, multiple-data (SPMD) type scheme which is directly supported by OpenCL. Branching within a program is allowed in this model, but often drastically reduces performance and thus should be avoided.

2.2. Implementation of the formal solution and Λ^* computation

As a first step, we have implemented the “simplest” formal solution kernel in OpenCL. This is the kernel for Cartesian coordinates with periodic boundary conditions in the (horizontal) $x-y$ plane discussed in Hauschildt & Baron (2008). An OpenCL implementation of the formal solution is in principle straight forward: For any given direction of photon propagation, all characteristics can be tracked simultaneously through the voxel grid, which corresponds in the OpenCL paradigm to a 2D kernel (the characteristics are started on the inner or outer $x-y$ planes). The only substantial hurdle in the problem is that OpenCL (version 1.0 or 1.1) does not have facilities for atomic updates of floating point variables. This is, however, necessary for the numerically correct operation of a straight-forward implementation of the formal solution for the calculation of the mean intensities and the Λ^* operator. Therefore, we have implemented a 2-pass kernel, where in the first pass the intensities (etc) are computed and stored along the charac-

teristics which can be implemented with atomic operations on integer variables when the results are stored per voxel rather than per characteristic. In a second pass, these data are collected on a per voxel (3D) OpenCL kernel. With this method, the results are identical (to the precision used in the OpenCL implementation) to the Fortran95 implementation. However, the 2-pass method requires additional memory on the GPU to store the intermediate results and the first pass generates complex memory access patterns which are likely to limit performance on GPU based systems.

2.3. Implementation of the operator splitting step

The second very time-consuming part of the 3DRT framework is the solution of the operator splitting equations to compute the new values of the mean intensities J for all voxels. The Fortran95 code solves these equations by Jordan or Gauss-Seidel iterations. In OpenCL, it is much simpler to implement the Jordan method as it requires less synchronization between threads than does the Gauss-Seidel method. The OpenCL implementation uses a 3D kernel (all voxels simultaneously) and locally buffers the Λ^* during the iterations, which dramatically speeds up the calculations.

3. Results

3.1. Test case setup

The test cases we have investigated follow the continuum tests used in Hauschildt & Baron (2008). In detail, we used the following configuration for the tests: Periodic boundary conditions (PBCs) are realized in a plane parallel slab. We use PBCs on the x and y axes, z_{\max} is at the outside boundary, z_{\min} the inside boundary. The slab has a finite optical depth in the z axis. The grey continuum opacity is parameterized by a power law in the continuum optical depth τ_{std} in the z axis. The basic model parameters are

1. The total thickness of the slab, $z_{\max} - z_{\min} = 10^7$ cm
2. The minimum optical depth in the continuum, $\tau_{\text{std}}^{\min} = 10^{-4}$ and the maximum optical depth in the continuum, $\tau_{\text{std}}^{\max} = 10^8$.
3. An isothermal slab, $T = 10^4$ K
4. Boundary conditions: Outer boundary condition $I_{\text{bc}}^- \equiv 0$ and inner boundary condition LTE diffusion for all wavelengths.
5. Parameterized coherent & isotropic continuum scattering given by

$$\chi_c = \epsilon_c \kappa_c + (1 - \epsilon_c) \sigma_c$$

with $0 \leq \epsilon_c \leq 1$. κ_c and σ_c are the continuum absorption and scattering coefficients.

For the tests presented here, we use $\epsilon_c = 10^{-2}$ in order to allow single precision runs, for smaller epsilons double precision is required for the solution of the operator splitting equations.

We have verified that the OpenCL calculations give the same result as the Fortran95 CPU calculations for the formal solution (intensities), the mean intensities and the Λ^* as well as that the solution of the 3D radiative transfer problem is the same for both OpenCL and Fortran95. For OpenCL single precision calculations, the relative accuracy is about 10^{-5} , which is acceptable for most calculations.

3.2. Timing results

In Figures 1–4 we show the timing and speed-up results for small and large test cases. The difference between the tests is simply the size of the voxel grid. In the small case, we use $65^3 = 274,625$ voxels, whereas the large test case uses a grid with $129^2 * 193 = 3,211,713$ voxels. The small test cases uses 95.3 MB OpenCL memory in single precision (165.5 MB double precision) and thus fits easily in GPU devices with little memory, whereas the large test case uses 1.1 GB OpenCL memory in single precision (1.9 GB in double precision) and can thus only be used on high-end GPU devices. The tests were run on a variety of systems, from laptops with low-end GPUs to Xeon-based systems with dedicated GPU based numerical accelerator boards. For the comparisons in the figures, we have selected the fastest CPU run as the serial baseline for all comparisons. The systems used in the tests are:

1. serial CPU: Mac Pro with OSX 10.6.4 and Intel Fortran 11.1, the CPU is a Xeon E5520 with 2.27 GHz clock-speed
2. MPI: 4 processes on Mac Pro with OSX 10.6.4 and Intel Fortran 11.1, the CPU is a Xeon E5520 (4 cores) with 2.27 GHz clock-speed
3. AMD/ATI Radeon HD 4870 GPU with 512 MB RAM on a Mac Pro with OSX 10.6.4 OpenCL
4. NVIDIA GeForce 8600M GT GPU with 512 MB RAM on a MacBook Pro laptop with OSX 10.6.4 OpenCL
5. NVIDIA GeForce GT 120 GPU with 512 MB RAM on a Mac Pro with OSX 10.6.4 OpenCL
6. NVIDIA Quadro FX 4800 GPU with 1536 MB RAM on a Mac Pro with OSX 10.6.4 OpenCL
7. NVIDIA GeForce 8800GT GPU with 512 MB RAM on a Linux PC with NVIDIA OpenCL (OpenCL 1.1, CUDA 3.2.1)
8. NVIDIA GeForce GTX 285 GPU with 1024 MB RAM on a Linux PC with NVIDIA OpenCL (OpenCL 1.0, CUDA 3.0.1)
9. NVIDIA Tesla C2050 Fermi-GPU with 2687 MB RAM on a Linux PC with NVIDIA OpenCL (OpenCL 1.1, CUDA 3.2.1)
10. Intel Xeon E5520 at 2.27 GHz clock-speed on a Mac Pro with OSX 10.6.4, OpenCL (16 OpenCL threads)
11. Intel Xeon E5520 at 2.27 GHz clock-speed on a Mac Pro with OSX 10.6.4, Intel Fortran 11.1 OpenMP (16 OpenMP threads)

All these system were used for the small test case, the large test case could only be run on the serial CPU, the 2 OpenCL CPU runs, and on the Quadro FX 4800 and Tesla C2050 GPUs due to memory constraints.

The results for the small test case show that low-end GPUs (GeForce GT 120, GeForce 8xxx) do not provide significant speed-up compared to serial CPU calculations. However, compared to a laptop class CPU they can be useful (the GeForce 8600M GT reaches about the speed of the serial CPU of the laptop, an Intel T9300 CPU at 2.5GHz) as they can be used in parallel with the CPU (e.g., to offload formal solutions for visualizations from the CPU). Medium grade GPUs (Radeon HD 4870 or Quadro FX 4800) give speed-ups of the order of 4-5 compared to CPUs, which is already quite useful for small scale calculations on workstations. High-end GPUs (GeForce GTX 285, Tesla C2050) deliver substantially larger speed-ups for the small test case,

a factor of 28 for the Fermi-GPU based accelerator is very significant for calculations.

For the large case, which is close to the size of a real production calculation, we show the timing results in Figs. 3 and 4. The memory requirements of the calculations now limit the tests to the CPUs (serial and OpenCL) and the Quadro FX 4800 and Tesla C2050 devices. For the OpenCL runs on CPUs and the Tesla C2050 runs we also include the results for double precision OpenCL calculations. In this test, the GPUs deliver larger speed-ups, up to a factor of 36 for the Tesla C2050 device. Using double precision reduces the speed-up to about a factor of 13 (a factor of about 2.7 slower than single precision), which is presumably due to more complex memory accesses and less efficient double precision hardware on the Fermi GPU. Running OpenCL on CPUs is still not efficient compared to running MPI code, but the timings are essentially the same regardless of single or double precision. OpenCL is about as efficient as using OpenMP shared memory parallelization with the same number of threads. Therefore, OpenCL can be used as a more versatile replacement for OpenMP code. It has been suggested that ultimately GPUs may be only a factor of 2-3 faster than multi-core CPUs (?), therefore, a careful split of the computational work between CPUs and GPUs is probably the most efficient way to use these systems.

Comparing our results to others in the literature is not easy, since most other physics and astronomy applications solve problems that have very different computational characteristics **with different levels of difficulty in their parallelization on SMP machines, e.g. N-body problems (??) where speedups can a factor of 100 or more when a clever strategy is adopted for the evaluation of the pairwise force in the system by direct summation. On the other hand,** in molecular dynamics problems speedups of 20–60 are considered acceptable (?). The extremely non-local nature of the radiative transfer problem makes the kernels extremely complex. Therefore, in order to retain numerical accuracy and portability, some fraction of the theoretical speedup must be sacrificed.

We note that we have chosen OpenCL for its portability and we have so far not tried to fully optimize our kernels for the specific architecture as new features and fundamental changes are introduced very frequently into new hardware and better OpenCL compilers will reduce the importance of hand-tuning the OpenCL code reported by ?. Studies have shown that hand-tuned optimizations can lead to OpenCL performance approaching that given by using vendor specific software (??), but in this still early state of general computing on GPUs this will change with new versions of the OpenCL framework and better OpenCL compilers. One of the main issues concerning further optimization is an inherent problem of the formal solution: for each solid angle (direction) any characteristic passes through a large fraction of the voxel grid, resulting in highly complex memory access patterns that also vary from one direction to another and from one characteristic to another. This is a basic feature of radiative transfer. Using approaches that maximize data locality work on CPUs (with a small number of cores) but are very inefficient on GPUs as many PEs may be idle at any given time (again, depending on the direction). We have done a number of experiments with different approaches and found that the parallel tracking implementation described above is a good overall compromise that keeps many OpenCL threads active and allows

the GPU hardware to mask many memory latencies. On CPUs, the impact is even smaller as the number of cores tends to be small and complex memory access patterns are handled more efficiently than for a single thread on a GPU. With this the algorithm performs best on newer GPU hardware compared to older hardware, which is encouraging for future devices. A promising venue for further optimization requires the availability of atomic updates for floating point numbers in OpenCL, this could remove the need for a two pass approach in the formal solution and may improve performance.

4. Summary and Conclusions

We have described first results we have obtained implementing our 3DRT framework in OpenCL for use on GPUs and similar accelerators. The results for 3D radiative transfer in Cartesian coordinates with periodic boundary conditions show that high-end GPUs can result in quite large speed-ups compared to serial CPUs and are thus useful to accelerate complex calculations. This is in particular useful for clusters where each node has one GPU device and where calculations can be domain-decomposed with a one node granularity. Large scale calculations that require a domain-decomposition larger than one node are more efficient on large scale supercomputers with 1000's of cores as data transfer required for simultaneous use of multiple GPUs on multiple nodes will dramatically reduce performance. Even medium-end or low-end GPUs can be useful to offload calculations from the CPU to speed up the overall calculations.

Acknowledgements. This work was supported in part by DFG GrK 1351 and SFB 676, as well as NSF grant AST-0707704, US DOE Grant DE-FG02-07ER41517 and NASA Grant HST-GO-12298.05-A. Support for Program number HST-GO-12298.05-A was provided by NASA through a grant from the Space Telescope Science Institute, which is operated by the Association of Universities for Research in Astronomy, Incorporated, under NASA contract NAS5-26555. The calculations presented here were performed at the Höchstleistungs Rechenzentrum Nord (HLRN) and at the National Energy Research Supercomputer Center (NERSC), which is supported by the Office of Science of the U.S. Department of Energy under Contract No. DE-AC03-76SF00098. We thank all these institutions for a generous allocation of computer time.

References

- AMD. 2009, AMD Stream Computing User Guide version 1.4Beta, Tech. rep., AMD Corp, http://ati.amd.com/technology/streamcomputing/Stream_Computing_user_Guide.pdf
- AMD. 2011, AMD Accelerated Parallel Processing (APP) SDK (formerly ATI Stream), Tech. rep., AMD Corp, <http://developer.amd.com/sdks/AMDAPPSDK/Pages/default.aspx>
- Baron, E. & Hauschildt, P. H. 2007, A&A, 468, 255
- Baron, E., Hauschildt, P. H., & Chen, B. 2009, A&A, 498, 987
- Hauschildt, P. H. & Baron, E. 2006, A&A, 451, 273
- Hauschildt, P. H. & Baron, E. 2008, A&A, 490, 873
- Hauschildt, P. H. & Baron, E. 2009, A&A, 498, 981
- Hauschildt, P. H. & Baron, E. 2010, A&A, 509, A36+
- Munshi, A. 2009, The OpenCL Specification, Tech. rep., Khronos Group, <http://www.khronos.org/registry/cl/specs/opencl-1.0.29.pdf>
- NVIDIA. 2007, NVIDIA CUDA: Compute Unified Device Architecture, Tech. rep., NVIDIA Corp
- Seelmann, A. M., Hauschildt, P. H., & Baron, E. 2010, A&A, 522, A102+

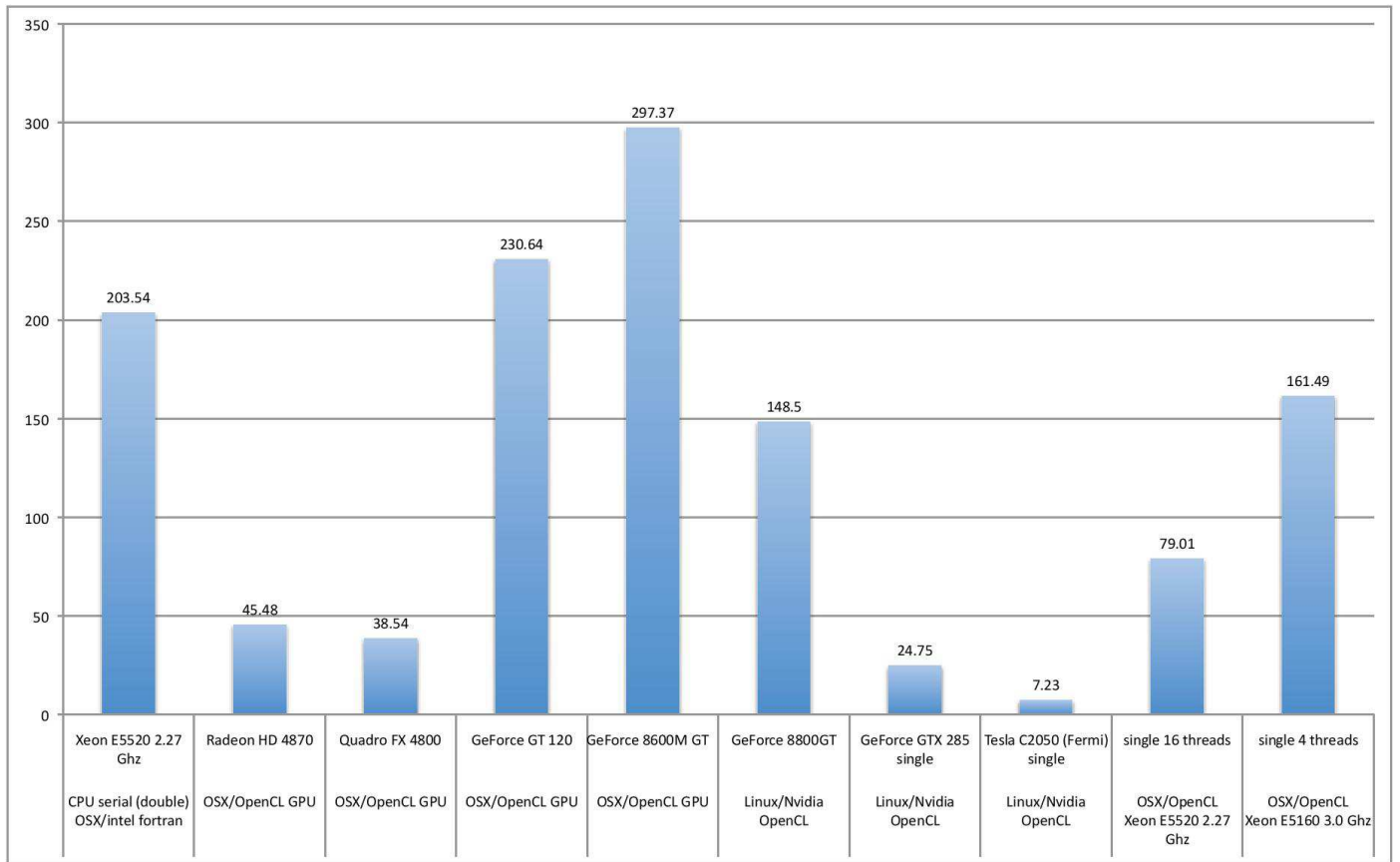


Fig. 1. Timing of the small 3D radiative transfer test calculation on CPUs (leftmost column), various GPUs with OpenCL, and multi-core CPUs using OpenCL. The times are given in seconds of wallclock time.

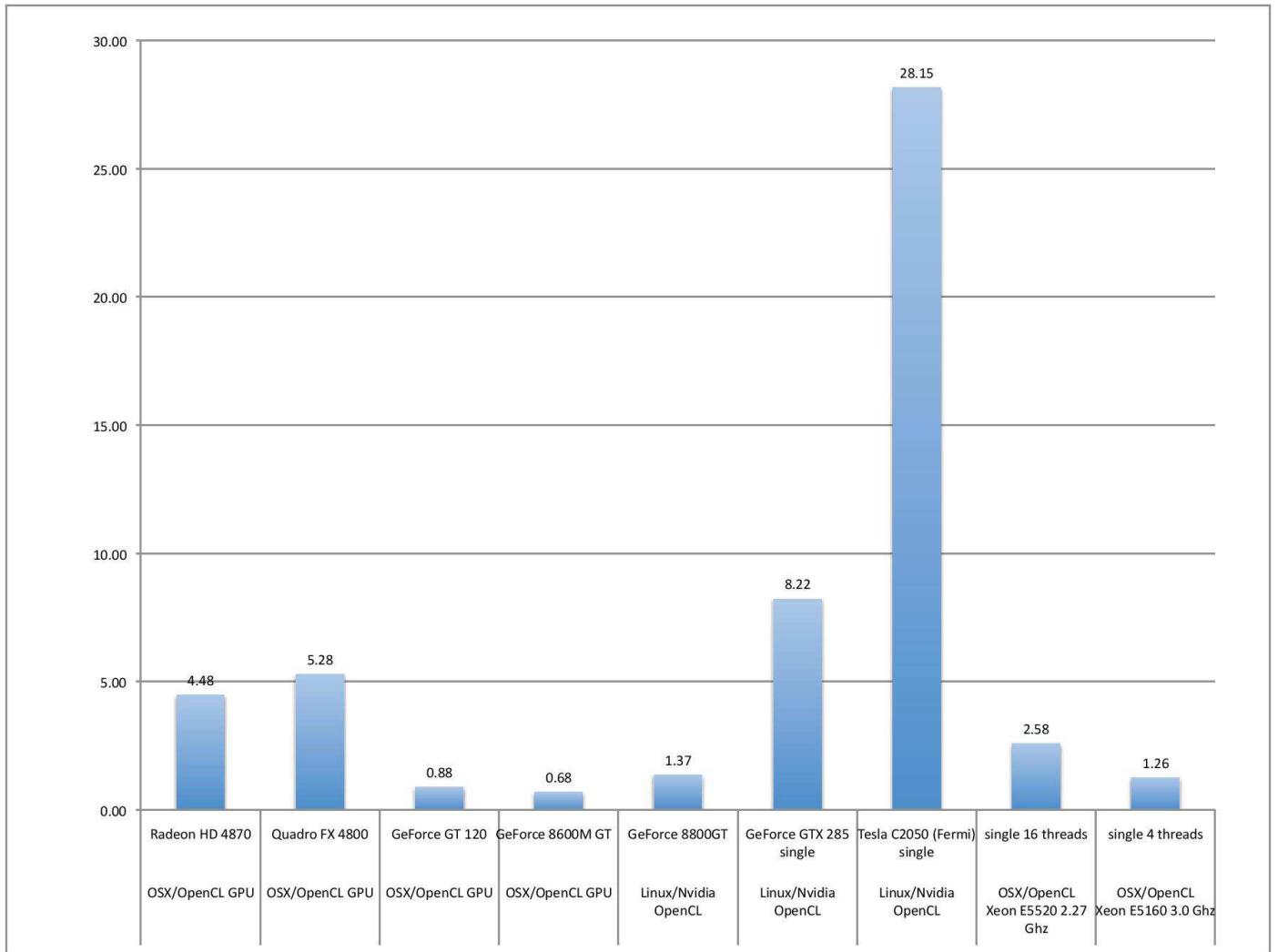


Fig. 2. Speed-ups of the small 3D radiative transfer test calculation for the OpenCL implementation relative to the serial CPU run.

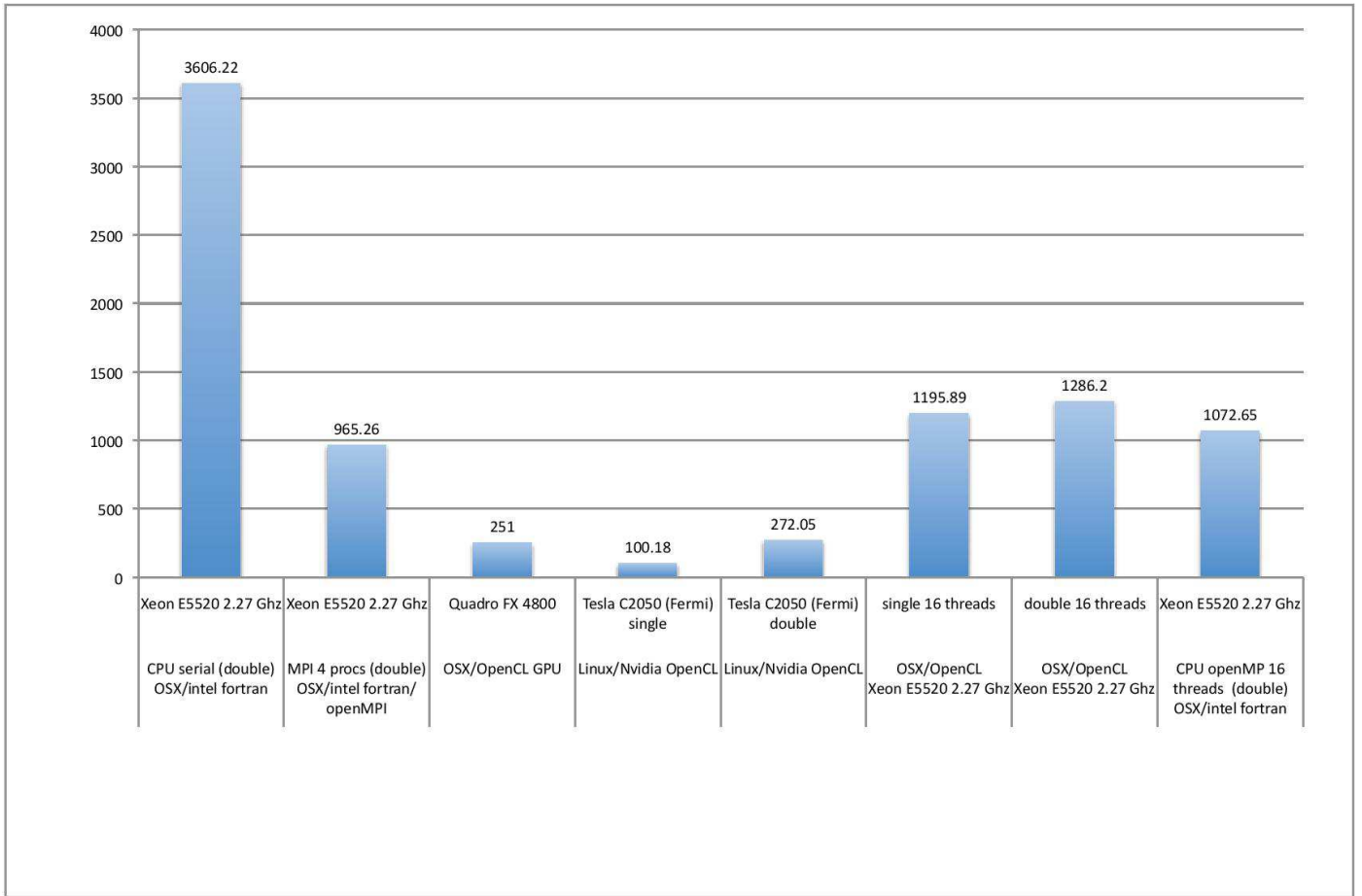


Fig. 3. Timing of the large 3D radiative transfer test calculation on CPUs (leftmost column), various GPUs with OpenCL, and multi-core CPUs using OpenCL, MPI and OpenMP. The MPI calculation was run on 4 cores (1 CPU), the OpenMP run used 16 threads (8 cores, incl. hyperthreading) to be comparable to the OpenCL CPU run. The times are given in seconds of wallclock time.

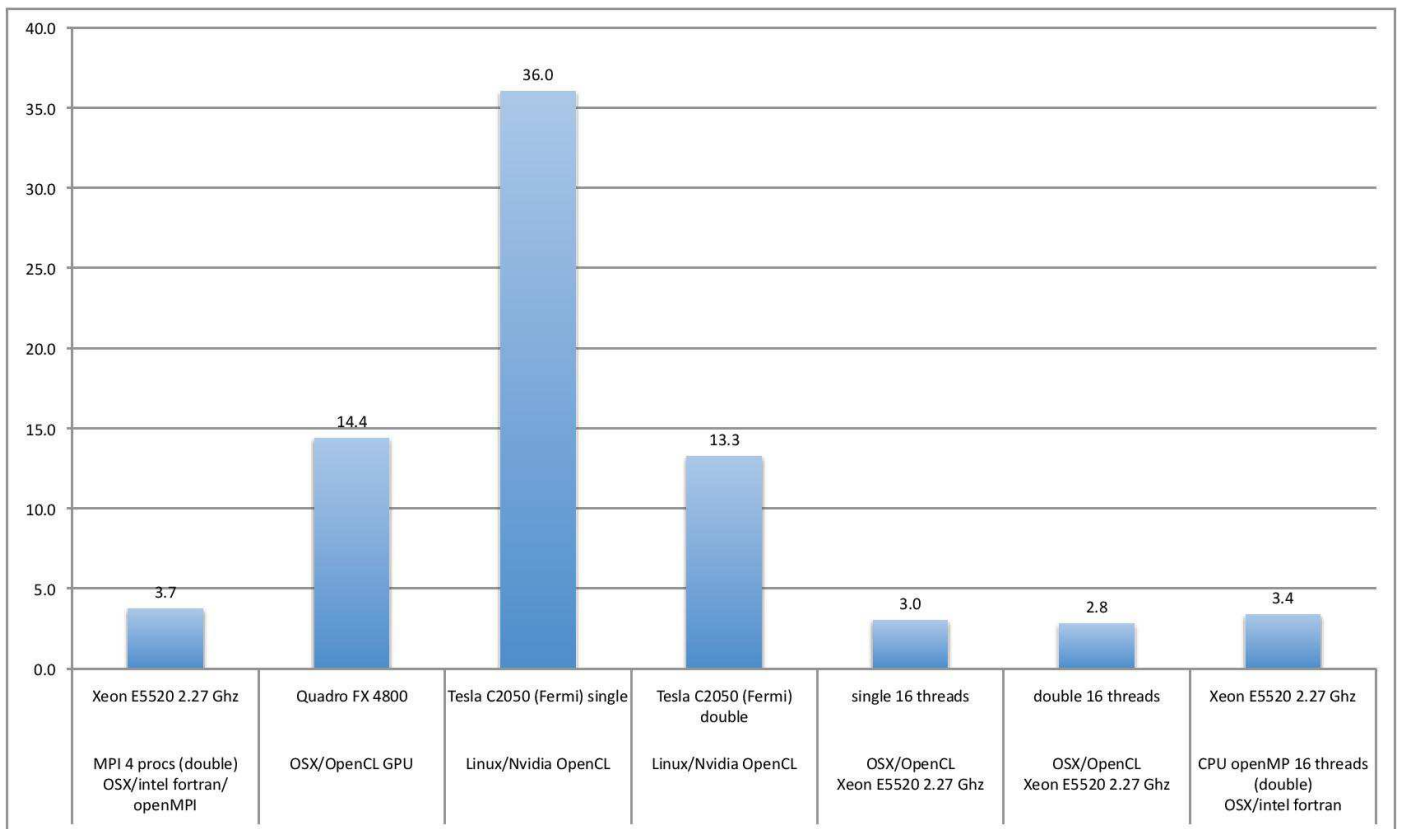


Fig. 4. Speed-ups of the large 3D radiative transfer test calculation for the OpenCL, OpenMP, and MPI implementations relative to the serial CPU run. The MPI calculation was run on 4 cores (1 CPU), the OpenMP run used 16 threads (8 cores, incl. hyperthreading) to be comparable to the OpenCL CPU run.