

November 21, 2021

LA-UR-11-11069

arXiv:yymm.nnnn

Charmed Mesons Have No Discernable Color-Coulomb Attraction

T. Goldman* and Richard R. Silbar†

Theoretical Division, MS-B283, Los Alamos National Laboratory, Los Alamos, NM 87545

Abstract

Starting with a confining linear Lorentz scalar potential V_s and a Lorentz vector potential V_v which is also linear but has in addition a color-Coulomb attraction piece, $-\alpha_s/r$, we solve the Dirac equation for the ground-state c and u quark wave functions. Then, convolving V_v with the u -quark density, we find that the Coulomb attraction mostly disappears, making an essentially linear \bar{V}_v for the c -quark. A similar convolution using the c -quark density also leads to an essentially linear \tilde{V}_v for the u -quark. For bound \bar{c} - c charmonia, where one must solve using a reduced mass for the c -quarks, we also find an essentially linear \hat{V}_v . Thus, the relativistic quark model describes how the charmed-meson mass spectrum avoids the need for a color-Coulomb attraction.

PACS numbers: 12.39-x, 14.40.Lb, 14.40.Pq, 14.65.Dw

*Electronic address: tgoldman@lanl.gov

†Electronic address: silbar@lanl.gov

I. INTRODUCTION

Non-relativistic potential models for charmonium states [1] have done remarkably well at describing these states with a simple linear confining potential (plus spin-spin and spin-orbit terms), absent any evidence for a short distance color-Coulomb contribution. The last is somewhat surprising as, early on, the high mass of the charm quark suggested that the color-Coulomb region might be discernible, at least in the wave functions, if not the eigenenergies.

Although a Dyson-Schwinger approach would be even more appropriate [2], we report here on the results of attempting a self-consistent potential approach using the Dirac equation with both color Lorentz vector and confining color Lorentz scalar potentials designed to match all available data. Our principle result is that an iterative self-consistency requirement on these potentials leads to a color vector potential that is virtually indistinguishable from linear over the full range of interest.

We take our viewpoint from the relativistic approach to the Hydrogen atom: the Dirac equation is used for a reduced mass electron in a potential determined by the total charge interior to the radial point under consideration. This approach has been studied intensively by, for example, Friar and Negele [3]. The closest analogy, then, is to the case of D-mesons, with one light quark and a charm quark in the analogous role to that of the proton in Hydrogen.

As the light quark mass is negligible on the scale of interest (before we approach refinements of electromagnetic accuracy), there is no discernible reduced mass effect to consider. Furthermore, in Hydrogen, the charge distribution within the proton (or nucleus in more massive atoms) smears out the Coulomb divergence at zero separation. Here, the charm quark is the color Coulomb source but has no intrinsic internal structure. However, unlike the electromagnetic case, the virtual emission and reabsorption of gluons, produces fluctuations in the color source location that are not negligible even to leading order. Our approach is to take, as a first approximation, the charge distribution (rms size) of the D-meson as setting a relevant scale for these fluctuations in smearing the color Coulomb divergence. Although it may not be precise, given that the rms size is comparable to the inverse of the QCD mass scale, we consider this to be a very reasonable starting point. We use this scale to build a smooth truncation of the color Coulomb potential with a quadratically flat “bottom”

and with slope equal to that of the $-\alpha_s/r$ color Coulomb potential at the matching point.

We have checked that such a potential produces a reasonable representation of the charmonium spectrum ($\sim \pm 50$ MeV). We then convolve the light quark wavefunction with the color Coulomb potential in the manner of Friar and Negele [3] to define the potential that the charm quark is subject to in the presence of the light quark. Finally, to check for self-consistency, we again convolve this charm quark wavefunction with the color Coulomb potential and observe its effect on the light quark. We find a consistent, almost precisely linear, effective vector potential radially out all the way to the region where linear confining potentials are necessary for consistency with data.

We then repeated this sequence for charmonium states where reduced mass effects are no longer negligible. We find a very similar result and conclude that there is indeed a single, consistent, approximately linear color vector potential that reasonably describes all of these states, despite the complications one might expect from the detailed issues described above. Thus, there is no remaining evidence of the color Coulomb potential despite the relatively large mass of the charm quark. The bottom quark may another matter.

II. OUR ORIGINAL SET OF POTENTIALS

After some experimentation (and with some prejudices) we came to consider the charmed D -mesons $[\bar{c}-u]$ and (bound) charmonia $[\bar{c}-c]$ as resulting from scalar and vector potentials, $V_s(x)$ and $V_v(x)$, like those shown in Fig. 1.

These potentials are dimensionless functions of a dimensionless radial coordinate $x = \kappa r$, where κ^2 is taken here to be 0.9 GeV/fm [4], i.e., $\kappa = 2.136 \text{ fm}^{-1}$. The asymptotically linear slopes of V_s and V_v are the same, in accordance with the small spin-orbit splitting in the baryon spectrum.[5, 6] The V_s is quadratic out to $x = 1.5$ after which it is strictly linear:

$$V_s(x) = \begin{cases} x^2/(2x_s) & \text{if } x < x_s, \\ x - x_s/2 & \text{otherwise,} \end{cases} \quad (1)$$

where the parameter x_s is, for us, fixed at 1.5. The flatness near $x = 0$ is to preserve chiral symmetry at short distances.

The V_v has, in addition to the linear confinement, a color-Coulomb contribution,

$$V_v(x) = -\frac{\alpha_s}{x} + x - x_v, \quad (2)$$

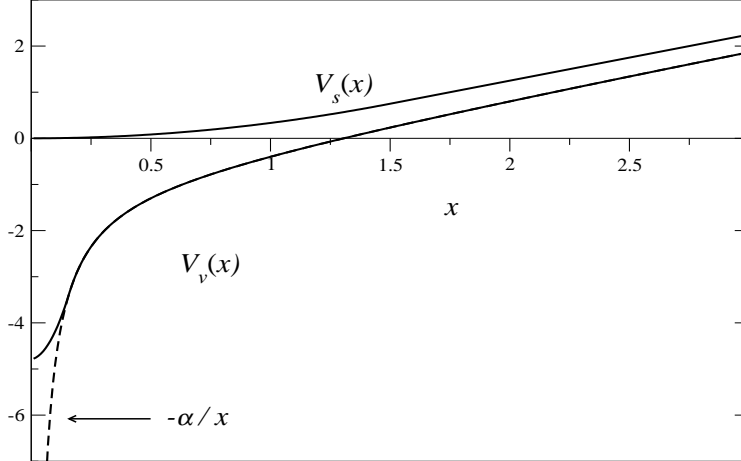


FIG. 1: The scalar and vector potentials $V_s(x)$ and $V_v(x)$ as functions of a dimensionless radial coordinate, x .

as shown by the dashed part in Fig. 1. (For this figure, we used $x_v = 1.0$ and $\alpha = 0.4$.) However, this is the potential seen by, say, the light u -quark in the field of the heavy \bar{c} -quark, which is itself moving about somewhat in the field of the u -quark. Thus it is reasonable to moderate the singularity at $x = 0$. We did this simply by altering the potential to

$$V_v(x) = \begin{cases} \alpha_s (x^2 - 3x_D^2) / 2x_D^3 + x - x_v, & \text{if } x < x_D, \\ -\alpha_s/x + x - x_v, & \text{otherwise,} \end{cases} \quad (3)$$

assuming the smoothing to be about the size of the (electric) charge radius (R_D) of the $D(1869)$ meson. Here $x_D = 0.16$ is a reasonable guess (corresponding to $R_D \sim 0.3$ fm),

It turns out that solving the radial Dirac equations [7] for a charmed quark mass of $m_c = 1.550$ GeV for the potentials as shown in Fig. 1 leads to a reasonably accurate description of the masses of the (bound) charmonia $\bar{c}c$ states – η_c , J/ψ , η'_c , ψ' , χ_0 , and χ_2 . [8] (For these charmonia calculations, the mass in the coupled differential equations must be the reduced mass, $m_c/2$.) Similar calculations for $\bar{c}u$, however, do *not* accurately reproduce the charmed D -meson masses.

III. CONVOLVING THE COULOMB POTENTIAL FOR THE \bar{c} -QUARK

A more consistent way of moderating the Coulomb singularity is first to solve for the light u -quark $1s$ ground-state wave functions [7] for the potentials $V_s(x)$ [Eq. (1)] and V_v [Eq. (3), with $x_v = 1.0$ and $\alpha_s = 0.4$]. Then, the vector potential that the \bar{c} -quark should be subject

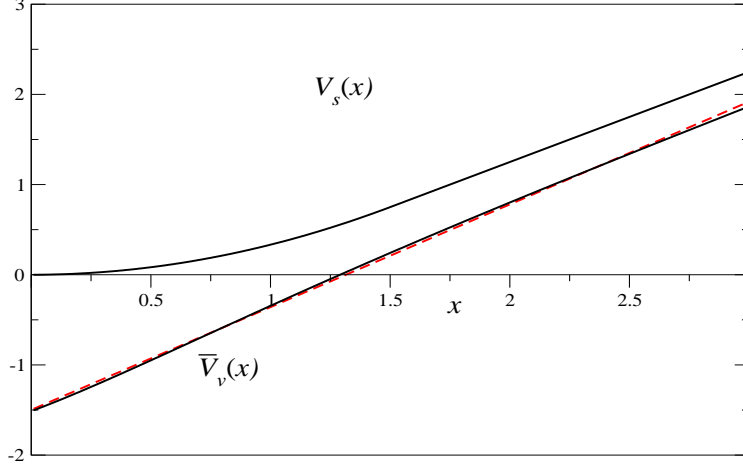


FIG. 2: (Color online) The scalar potential $V_s(x)$ and the convolved vector potential $\bar{V}_v(x)$ for the \bar{c} -quark as functions of x .

to is the (unrounded) V_v given by Eq. (2) modulated by the density of that u -quark. That is, following Friar and Negele’s discussion of muonic atoms [3], the Coulomb potential should be convolved with the local “charge” density defined by the u -quark Dirac wave function. That, together with the linear contribution, gives a new vector potential,

$$\bar{V}_v(x) = Q_{\text{in}}(x)/x + Q_{\text{out}}(x) + x - x_v , \quad (4)$$

where

$$\begin{aligned} Q_{\text{in}}(x)/x &= -\frac{\alpha_s}{x} \int_0^x x'^2 dx' \psi_{u,1s}^\dagger(x') \psi_{u,1s}(x') = -\frac{\alpha_s}{x} \int_0^x x'^2 dx' [\psi_a^2(x') + \psi_b^2(x')] , \\ Q_{\text{out}}(x) &= -\alpha_s \int_x^\infty x' dx' \psi_{u,1s}^\dagger(x') \psi_{u,1s}(x') = -\alpha_s \int_x^\infty x' dx' [\psi_a^2(x') + \psi_b^2(x')] , \end{aligned} \quad (5)$$

where $\psi_a(x)$ is the (real) upper component and $\psi_b(x)$ the lower component. Near $x = 0$,

$$Q_{\text{in}}(x)/x \approx \frac{|\psi(0)|^2}{x} \int_0^x x'^2 dx' = \frac{|\psi(0)|^2}{3} x^2 \quad (6)$$

and it never gets more negative than about -0.2 before it increases again toward zero like $-\alpha_s/r$. As for $Q_{\text{out}}(x)$, since the $1s$ upper component radial wave function is well-approximated as a Gaussian [4, 9], its integral gives, approximately, $-\alpha_s$ times a (narrower) Gaussian.

A plot of $\bar{V}_v(x)$ calculated from the integrals of Eq. (5) is given in Fig. 2. Despite its appearance, it is *not strictly* a straight line – there is some small curvature in the plot below $x = 1$. Nonetheless, we consider the high accuracy of a linear approximation to be rather

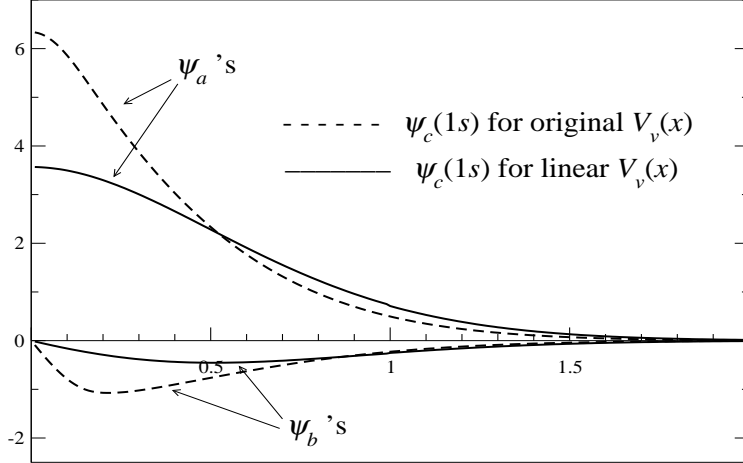


FIG. 3: Comparing the \bar{c} -quark radial wave functions for the original and convoluted potentials.

surprising, as we were expecting only a minor change in the effective value of x_D . The dashed line in Fig. 2 is a linear fit to $\bar{V}_v(x)$, $a_0x + a_1$, with slope $a_0 = 1.139$ and displacement $a_1 = -1.498$.

IV. HOW ψ_c CHANGES WITH THE NEW POTENTIAL

If one solves for the $1s$ state of the \bar{c} -quark for $m_c = 1.550$ GeV and the original potentials of Eq. (1) and Eq. (3), one finds the \bar{c} -quark eigenenergy to be $E_c(1s) = 1.339$ GeV. That is, the energy of the c -quark for these potentials is some 200 MeV less than its mass. The upper and lower $1s$ radial wave functions are displayed in Fig. 3 as dashed curves. The rise of ψ_a at the origin is reminiscent of the non-relativistic ground state wave function for a pure Coulomb potential, which is a wave function that is a decaying exponential like $e^{-\alpha x}$.

However, solving for $E_c(1s)$ with $V_s(x)$ and the convoluted $\bar{V}_v(x)$, we find $E_c(1s) = 1.534$ GeV, now considerably higher in energy because of the missing Coulomb well, although still less than m_c . The upper and lower component wave functions, shown as the solid curves in Fig. 3, are somewhat broader than those found for the original potentials. (In both cases, however, the \bar{c} -quark wave functions are not as broad as those for the u -quark.)

Thus, while the mass of a $\bar{c}u$ D -meson, which depends strongly on $E_c(1s)$, is not very sensitive to the difference between the original and convoluted potentials, the wave functions are quite different. We therefore expect that quantities such as transition strengths, which are more dependent on the details of the wave functions, will be more potential-dependent,

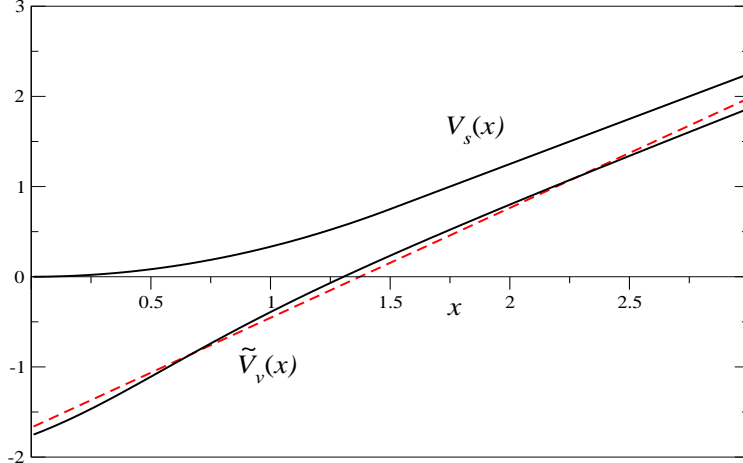


FIG. 4: (Color online) The scalar potential $V_s(x)$ and the convolved vector potential $\tilde{V}_v(x)$ for the u -quark as functions of x .

as usual.

V. CONVOLVING FOR THE u -QUARK POTENTIAL

The singular Coulomb piece of the vector potential seen by the u -quark is also smeared by the motion of the somewhat more confined, slower moving \bar{c} -quark. With formulae like Eqs. (4) and (5), but with the density provided by $|\psi_c(1s)|^2$, we again found this second convolution is also very close to linear, as shown in Fig. 4. In making this plot we used the $\psi_c(1s)$ found from using \bar{V}_v . Again, the dashed line is a linear fit to $\tilde{V}_v(x)$ with slope $a_0 = 1.218$ and displacement $a_1 = -1.673$.

The \tilde{V}_v is slightly more curved and a bit deeper than the \bar{V}_v shown in Fig. 2, but is essentially the same nearly-linear potential as that which affects the \bar{c} -quark. Although the linear fit parameters are slightly different, one could reasonably assume the same linear potential for both quarks.

VI. CONVOLVING FOR CHARMONIUM

Similarly, we investigated the smearing of the Coulomb potential for the charmonia $[\bar{c}-c]$ states. In this case we must solve for the *reduced* mass, which is $m_c/2 = 0.775$ GeV, but otherwise the calculation proceeds much as above. First we find the wave functions for the

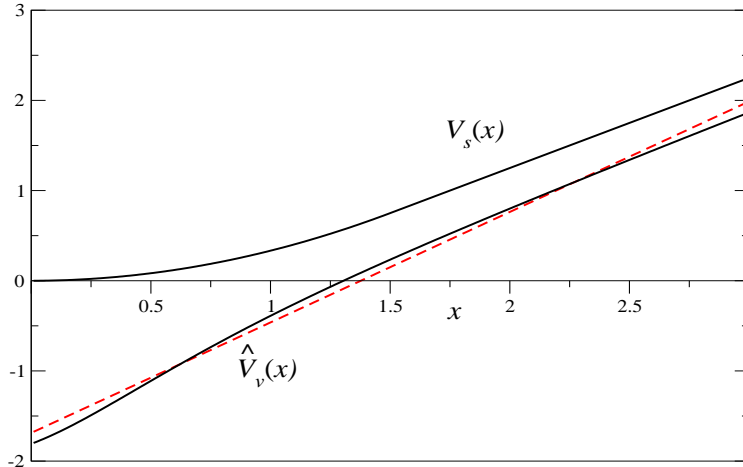


FIG. 5: The scalar potential $V_s(x)$ and the convolved vector potential $\widehat{V}_v(x)$ for charmonia states as functions of x .

c -quark for the original potentials, $V_s(x)$ [Eq. (1)] and V_v [Eq. (3)]. Then, convolving the singular Coulomb potential with $|\psi_{c,\text{reduced}}|^2$ as in Eqs. (4) and (5) we obtain the plot of, now, \widehat{V}_v shown in Fig. 5. The dashed line is a linear fit to $\widehat{V}_v(x)$ with slope $a_0 = 1.225$ and displacement $a_1 = -1.688$. Note that the linear fit parameters are extremely close to the values that we found for the (effective) potential for the u -quark.

VII. DISCUSSION

These results are consistent with the good spectral results found in non- and relativistic models for the charmonium spectrum using linear confining potentials. It is unclear whether the slight differences in the effective linear potentials merit the complications of a relativistic approach to the calculation of spectra until high accuracies become necessary. Our convolution approach suggests that the good spectral results with a non-relativistic, linear potential are due to the still relatively light mass of the charm quark. This in turn invites the question as to whether this status can still hold for the bottom quark. Absent detailed comparisons with transition rates for charmonium and D-meson decays, which one expects to be more sensitive to wave function details than are spectra, the color Coulomb contribution to the effective potential for quark binding remains undetermined from charmonium data alone. We intend to turn next to bottom quark states to examine whether the spectra there can provide a definitive determination of this issue.

VIII. ACKNOWLEDGMENTS

We thank James Friar for an illuminating conversation which led us to the convolutions in Eq. (5). This work was carried out in part under the auspices of the National Nuclear Security Administration of the U.S. Department of Energy at Los Alamos National Laboratory under Contract No. DE-AC52-06NA25396.

-
- [1] See, e.g., C. Quigg and J. L. Rosner, Phys. Rept. **56**, 167 (1979). A more recent viewpoint of quarkonia by Rosner is available from arXiv:1107.1273v1 [hep-ph], July 6, 2011.
 - [2] For a recent discussion, see Lei Chang *et al.*, arXiv:1107.4003.
 - [3] J. L. Friar and J. W. Negele, Phys. Lett. **46B**, 5 (1973).
 - [4] T. Goldman, K. R. Maltman, G. J. Stephenson, Jr., and K. E. Schmidt, Nucl. Phys. **A481**, 621 (1988). This reference is henceforth abbreviated as GMSS.
 - [5] N. Isgur, Phys. Rev. D **62**. 054026 (2000); Phys. Rev. D **62**. 014025 (2000).
 - [6] P. R. Page, T. Goldman, and J. N. Ginocchio, Phys. Rev. Lett. **86**, 204 (2001).
 - [7] R. R. Silbar and T. Goldman, Eur. J. Phys. **32**, 217 (2011).
 - [8] The meson's masses and their other properties are compiled in C. Amsler et al. (Particle Data Group), Phys. Lett. **B667**, 586 (2008). A convenient access to this data is to go on-line to <http://pdglive.lbl.gov/> and select the interactive listings.
 - [9] C. Critchfield, Phys. Rev. D, **12**, 923 (1975).