

Magnetized Λ CDM inhomogeneities and the cosmic dark agesMassimo Giovannini¹*Department of Physics, Theory Division, CERN, 1211 Geneva 23, Switzerland**INFN, Section of Milan-Bicocca, 20126 Milan, Italy*

Abstract

Exact solutions of the perturbations equations in the magnetized Λ CDM scenario are presented. They apply during the dark ages and, more specifically, after the baryons are freed from the drag of the photons. The magnetized growth rate of matter perturbations is compared with the growth index obtained in the concordance paradigm and under the assumption that dark energy does not cluster for a redshift window ranging from the epoch of reionization to the stage of dark-energy dominance. The constraints derived from this analysis of are shown to be qualitatively complementary and quantitatively competitive with the bounds stemming from the analysis of the distortion patterns induced by the magnetized adiabatic mode on the temperature and polarization anisotropies of the Cosmic Microwave Background.

¹Electronic address: massimo.giovannini@cern.ch

1 Introduction

After the baryons are freed from the Compton drag of the photons² (i.e. $z_{\text{drag}} = 1020.3 \pm 1.4$) large-scale magnetic fields contribute to the evolution of the inhomogeneities in the spatial curvature and in the matter distribution even if observational constraints on their effects are lacking. After the drag epoch (i.e. $z < z_{\text{drag}}$) and before the Universe is reionized (i.e. $z \geq z_{\text{re}} = 10.5 \pm 1.2$) the Universe enters a very interesting epoch (often dubbed as dark age) when the first gravitationally bound systems are formed. The purpose of the present paper is to explore the evolution of large-scale magnetic fields during the dark ages in the minimal framework of the magnetized Λ CDM scenario (m Λ CDM in what follows) and in the simplest magnetohydrodynamical description which neglects the propagation of all the electromagnetic excitations of the plasma.

Probably the best evidence of reionization comes from the analysis of the large-scale temperature and polarization fluctuations in the Cosmic Microwave background (CMB). Roughly speaking WMAP finds that about 8% of the CMB photons were scattered by free electrons in the intergalactic medium, but only 4 % could have been scattered by the intergalactic medium for redshifts $z < 6$. This means that the Universe must have been already reionized for $z \geq \mathcal{O}(10)$. The direct estimates of z_{re} in terms of the WMAP 7yr data are consistent with the Sloan Digital Sky Survey (SDSS) [4, 5] reporting the observations of quasars whose absorption spectra show, for $z > 6$, a substantial increase in the fraction of ionized hydrogen. In [6, 7] it has been argued, among other things, that the thickness of the last scattering surface and the optical depth at reionization are only mildly sensitive to the presence of an ambient magnetic field; the effect of reionization has then been parametrized, as in the conventional situation, with a second Gaussian peak of the visibility function centered around the reionization time. Conversely the inhomogeneities of the geometry and of the sources are affected by the presence of the ambient magnetic field whose effects on the baryons and on the geometry can never be completely switched off.

Prior to photon decoupling the electrons, ions and photons are tightly coupled together; semi-analytic and numerical treatments of this problem are available in the presence of large-scale magnetic fields [6, 7]. Useful applications of the analytic treatments contemplate, for instance, explicit formulas for the distortions and for the shifts in the positions of the acoustic peaks as well as of the polarization peaks. For $z < z_{\text{drag}}$ the evolution of the inhomogeneities in the m Λ CDM scenario simplifies in many respects and the evolution of the large-scale inhomogeneities can be solved exactly. The solutions for the evolution of the metric inhomogeneities in the m Λ CDM paradigm can also be extended to complementary cases provided the dark energy does not cluster as it can be conveniently assumed for different applications. In the literature there exist some exact solutions of the evolution equations of metric perturbations in pressureless media like the ones of Hwang [12, 13] or the ones

²In what follows the values of the redshifts z will be estimated in terms of the standard Λ CDM paradigm analyzed in the light of the WMAP 7yr data alone [1, 2, 3].

discussed in Refs. [14, 15, 16]. In the present paper after deriving the evolution equations of metric inhomogeneities for $z < z_{\text{drag}}$, the exact solutions of the perturbation equations will be reported in the presence of a fully inhomogeneous magnetic field in the magnetohydrodynamical approximation stipulating, as customarily done, that the magnetic field, the Ohmic current and the electric field are all solenoidal (comoving) vectors.

It is relevant to mention that various projects or radio arrays aim at a direct scrutiny of the dark ages like LOFAR (low-frequency array) [8], MWA (Murchison Wide-Field Array) [9], the enhanced VLA (Very Large Array) [10] and the SKA (square kilometer array) [11]. One of the common strategies of these programs is the direct observational tomography of the (redshifted) 21 cm emission. The logic is to construct radio arrays capable of mapping the three-dimensional distribution of primeval hydrogen. Such a spatial distribution with its structures, its clumpiness, possibly its polarization bears the mark of the evolution through the dark ages and, most notably, of the first galaxies and stars producing ultraviolet emission and hence holes in the distribution of the protohydrogen. The role of cosmic magnetism in this epoch should be more carefully explored but the growth of matter inhomogeneities during the dark ages is certainly affected by the presence of large-scale magnetic fields, as general physical considerations suggest and as the solutions presented hereunder confirm. In section 2 we are going to present the evolution of the inhomogeneities in the Λ CDM model and for $z < z_{\text{drag}}$. In section 3 the exact solutions of the system will be presented. In section 4 the exact solutions are applied to the explicit calculation of the magnetized growth rate which is then compared to the conventional result of the concordance scenario with the purpose of deriving an explicit bound valid over the inhomogeneity scales relevant to structure formation.

2 Evolution equations in real space

The drag redshift corresponds, approximately, to the moment when the baryons are freed from the Compton drag of the photons and it can be expressed in terms of the present critical fraction of matter and of baryons [17]:

$$z_{\text{drag}} = \frac{1291 \omega_{\text{M}0}^{0.251}}{1 + 0.659 \omega_{\text{M}0}^{0.828}} [1 + q_1 \omega_{\text{b}0}^{q_2}], \quad (2.1)$$

$$q_1 = 0.313 \omega_{\text{M}0}^{-0.419} [1 + 0.607 \omega_{\text{M}0}^{0.674}], \quad q_2 = 0.238 \omega_{\text{M}0}^{0.223}, \quad (2.2)$$

where $\omega_{\text{M}0} = h_0^2 \Omega_{\text{M}0}$ and, more generally, $\omega_{x0} = h_0^2 \Omega_{x0}$ for a generic species x . For the present purposes, it is practical to decompose the synchronous gauge fluctuations directly in real space as

$$\nabla^2 \delta_s g_{ij}(\vec{x}, \tau) = a^2(\tau) \left\{ \partial_i \partial_j h(\vec{x}, \tau) + 6 \left[\partial_i \partial_j \xi(\vec{x}, \tau) - \frac{1}{3} \delta_{ij} \nabla^2 \xi(\vec{x}, \tau) \right] \right\}, \quad (2.3)$$

where we have assumed a conformally flat background geometry characterized by the scale factor $a(\tau)$ as it happens in the case of the Λ CDM paradigm. The density contrasts of dark

matter, baryons and dark energy will be denoted, respectively, by δ_c , δ_b and δ_{de} . The Hamiltonian constraint stemming from the (00) component of the perturbed Einstein equations in the gauge (2.3) is³

$$2\Xi + \mathcal{H}\partial_\tau h + 3\mathcal{H}^2 \left\{ \Omega_M \left[\left(\frac{\omega_{b0}}{\omega_{M0}} \right) \delta_b + \left(\frac{\omega_{c0}}{\omega_{M0}} \right) \delta_c \right] + \Omega_{de} \delta_{de} \right\} + \ell_P^2 a^2 [\delta_s \rho_B + \delta_s \rho_E] = 0, \quad (2.4)$$

where $\Xi(\vec{x}, \tau) = \nabla^2 \xi(\vec{x}, \tau)$, $\ell_P = \sqrt{8\pi G}$ and

$$\begin{aligned} \delta_s \rho_B &= \frac{B^2(\vec{x}, \tau)}{8\pi a^4}, & \delta_s p_B &= \frac{\delta_s \rho_B}{3}, & F(\vec{x}, \tau) &= \frac{\vec{\nabla} \cdot (\vec{E} \times \vec{B})}{4\pi a^4}, \\ \delta_s \rho_E &= \frac{E^2(\vec{x}, \tau)}{8\pi a^4}, & \delta_s p_E &= \frac{\delta_s \rho_E}{3}; \end{aligned} \quad (2.5)$$

\vec{E} and \vec{B} denote, respectively, the comoving electric and magnetic fields. The momentum constraint is instead given by

$$\partial_\tau \Xi = \frac{3}{2} \mathcal{H}^2 \left\{ (1 + w_{de}) \Omega_{de} \theta_{de} + \Omega_M \left[\left(\frac{\omega_{b0}}{\omega_{M0}} \right) \theta_b + \left(\frac{\omega_{c0}}{\omega_{M0}} \right) \theta_c \right] \right\} + \frac{\ell_P^2}{2} a^2 F(\vec{x}, \tau). \quad (2.6)$$

In the magnetohydrodynamical approximation adopted in the minimal $m\Lambda$ CDM model the displacement current is neglected since the frequencies involved by the present considerations are very small in comparison with the plasma frequency and the typical length-scales much larger than the Debye length. In the latter approximation not only the comoving magnetic field, the comoving electric field and the comoving Ohmic current are all solenoidal, i.e.

$$\vec{\nabla} \cdot \vec{B} = 0, \quad \vec{\nabla} \cdot \vec{E} = 0, \quad \vec{\nabla} \cdot \vec{J} \equiv \frac{1}{4\pi} \vec{\nabla} \cdot (\vec{\nabla} \times \vec{B}) = 0. \quad (2.7)$$

The solenoidal nature of the Ohmic current is consistent with the absence of the displacement current, as shown in the last relation of Eq. (2.7) where \vec{J} has been expressed, using the Maxwell equations for the comoving fields, as $\vec{\nabla} \times \vec{B}/(4\pi)$. When the ionization fraction x_e drops almost suddenly from 1 to about $10^{-5} \omega_{M0}/\omega_{b0}$ the concentration of the free charge carriers diminishes but the drop of the free charge carriers is faster than the drop of the temperature so that the plasma parameter decreases

$$g_{\text{plasma}} = \frac{1}{V_D n_0 x_e} = 24e^3 \sqrt{\frac{\zeta(3)}{\pi}} \sqrt{x_e \eta_{b0}} = 2.3 \times 10^{-7} \sqrt{x_e} \left(\frac{h_0^2 \Omega_{b0}}{0.02258} \right)^{1/2}, \quad (2.8)$$

where $V_D = 4\pi\lambda_D^3/3$ is the volume of the Debye sphere, λ_D is the Debye length, η_{b0} is the ratio between the baryon and the photon concentrations and $\zeta(3) = 1.202$. The smallness of g_{plasma} guarantees the validity of the plasma approximation; moreover, since the masses of the charge carriers are much larger than the kinetic temperature of the corresponding species, the conductivity σ is proportional to the inverse of g_{plasma} . This means that the electric fields

³The standard notations for the Hubble rates will be adopted, i.e. $H = a\mathcal{H}$ with $a\mathcal{H} = \partial_\tau a$.

will be suppressed as inverse powers of the conductivity or as positive powers of the plasma parameter. Thus the electric fields can be dropped from the dynamical equations for h and Ξ :

$$\partial_\tau^2 h + 2\mathcal{H}\partial_\tau h + 2\Xi = 9\mathcal{H}^2(1 - \Omega_M)w_{\text{de}}\delta_{\text{de}} + 3\ell_{\text{P}}^2 a^2 \delta_{\text{s}p\text{B}}, \quad (2.9)$$

$$\partial_\tau^2 \Xi + 2\mathcal{H}\partial_\tau \Xi = \frac{\ell_{\text{P}}^2}{2a^2} \vec{\nabla} \cdot (\vec{J} \times \vec{B}), \quad (2.10)$$

where w_{de} denotes the barotropic index for dark energy. The evolution equation for the baryons can be written as

$$\partial_\tau \theta_{\text{b}} + \mathcal{H}\theta_{\text{b}} = \frac{\vec{\nabla} \cdot (\vec{J} \times \vec{B})}{a^4 \rho_{\text{b}}}, \quad \partial_\tau \delta_{\text{b}} = \frac{1}{2} \partial_\tau h - \theta_{\text{b}}, \quad (2.11)$$

where ρ_{b} is the baryonic mass density. The corresponding equations for the dark-matter species are:

$$\partial_\tau \theta_{\text{c}} + \mathcal{H}\theta_{\text{c}} = 0, \quad \partial_\tau \delta_{\text{c}} = \frac{1}{2} \partial_\tau h - \theta_{\text{c}}. \quad (2.12)$$

The evolution equations for the dark energy are instead given by:

$$\partial_\tau \theta_{\text{de}} + \mathcal{H}(1 - 3c_{\text{de}}^2)\theta_{\text{de}} + \frac{c_{\text{de}}^2}{w_{\text{de}} + 1} \Delta_{\text{de}} = 0, \quad (2.13)$$

$$\partial_\tau \Delta_{\text{de}} + 3\mathcal{H}(c_{\text{de}}^2 - w_{\text{de}})\Delta_{\text{de}} = (w_{\text{de}} + 1) \left[\Theta_{\text{de}} + 9\mathcal{H}^2(c_{\text{de}}^2 - w_{\text{de}})\theta_{\text{de}} - \frac{\nabla^2 \partial_\tau h}{2} \right], \quad (2.14)$$

where $\Delta_{\text{de}} = \nabla^2 \delta_{\text{de}}$ and $\Theta_{\text{de}} = \nabla^2 \theta_{\text{de}}$; c_{de} denotes the sound speed of dark energy which is assigned independently of the barotropic index.

3 Analytic solutions of system

It is practical to start the integration of the system from the evolution equation of the baryon velocity reported in Eq. (2.11). By using, as integration variable, $\alpha = a/a_{\text{de}}$, the result of the integration of Eq. (2.11) can be expressed in terms of conventional hypergeometric functions [18, 19]:

$$\begin{aligned} \theta_{\text{b}}(\vec{x}, \alpha) &= \theta_{\text{b}}(\vec{x}, \alpha_*) \left(\frac{\alpha_*}{\alpha} \right) + \mathcal{M}_\theta(w_{\text{de}}, z_{\text{de}}, \Omega_{\text{M}0}) \mathcal{S}_{\text{B}}(\vec{x}, \alpha) \mathcal{G}_\theta(\alpha, w_{\text{de}}), \\ \mathcal{M}_\theta(w_{\text{de}}, z_{\text{de}}, \Omega_{\text{M}0}) &= \frac{2(z_{\text{de}} + 1)^{7/2}}{(3w_{\text{de}} + 1) H_0 \sqrt{\Omega_{\text{M}0}}}, \quad \mathcal{S}_{\text{B}}(\vec{x}, \alpha) = \frac{\vec{\nabla} \cdot (\vec{J} \times \vec{B})}{\rho_{\text{b}}(\alpha)}, \\ \mathcal{G}_\theta(\alpha, w_{\text{de}}) &= \alpha^{(3w_{\text{de}} - 7)/2} F \left[\frac{1}{2} + \frac{1}{6w_{\text{de}}}, \frac{1}{2}; \frac{3}{2} + \frac{1}{6w_{\text{de}}}; -\alpha^{3w_{\text{de}}} \right], \end{aligned} \quad (3.1)$$

where α_* and $\theta_{\text{b}}(\vec{x}, \alpha_*)$ denote, respectively, the initial integration time and the corresponding (inhomogeneous) value of the velocity field at α_* ; $F[a, b; c; z] = {}_2F_1[a, b; c; z]$ denotes the

hypergeometric function [18, 19]. The scale factor itself (appearing, for instance, in Eq. (2.3), is normalized to 1 at the present epoch (i.e. $a_0 = 1$) so that the following relations hold between a_{de} and the corresponding critical fractions of matter and dark energy:

$$a_{\text{de}} = \frac{1}{z_{\text{de}} + 1} = \left(\frac{\Omega_{\text{de}0}}{\Omega_{\text{M}0}} \right)^{\frac{1}{3w_{\text{de}}}}, \quad \Omega_{\text{de}0} = 1 - \Omega_{\text{M}0}, \quad \Omega_{\text{M}0} = \Omega_{\text{c}0} + \Omega_{\text{b}0}. \quad (3.2)$$

It is well known [20] that, in the synchronous gauge, the coordinate system is only partially fixed. The remaining gauge freedom must be removed from the initial conditions to avoid the potentially dangerous presence of spurious (i.e. gauge) modes. This problem is handled by removing the remaining gauge freedom or by expressing the results in terms of appropriate gauge-invariant variables [21, 22] (see also [23]). It is customary to select the dark matter rest frame and choose $\theta_{\text{c}}(\vec{x}, \alpha) = 0$ to completely fix the coordinate system. In the latter case Eq. (2.6) reads:

$$\frac{\partial \Xi}{\partial \alpha} = \frac{3\mathcal{H}}{2\alpha} \left[\left(\frac{\omega_{\text{b}0}}{\omega_{\text{M}0}} \right) \Omega_{\text{M}} \theta_{\text{b}} + (1 + w_{\text{de}}) \Omega_{\text{de}} \theta_{\text{de}} \right], \quad (3.3)$$

where $\Omega_{\text{de}} = 1 - \Omega_{\text{M}}$ and the contribution of the radiation has been neglected since the drag redshift occurs when the background is already dominated by matter. If the dark energy is incompressible, its fluctuations can be neglected (i.e. $\theta_{\text{de}} = 0$ and $\delta_{\text{de}} = 0$) but the contribution on the background obviously persists since

$$\mathcal{H}(\alpha) = H_0 \frac{\sqrt{\Omega_{\text{M}0}}}{\sqrt{\alpha} \sqrt{\Omega_{\text{M}}(\alpha)}} \sqrt{z_{\text{de}} + 1}, \quad \Omega_{\text{M}}(\alpha) = \frac{\alpha^{3w_{\text{de}}}}{\alpha^{3w_{\text{de}}} + 1}. \quad (3.4)$$

Note that the relations of Eq. (3.4) can be used for a swift derivation of Eq. (3.1). Dark energy is incompressible in the context of the Λ CDM scenario (where $w_{\text{de}} \rightarrow -1$ and, according to Eq. (2.14), $\delta_{\text{de}} = 0$ exactly) but also in all the situations where w_{de} can be considered close to -1 (where, approximately, $\delta_{\text{de}} \simeq 0$). If the dark energy is compressible (i.e. $\theta_{\text{de}} \neq 0$) then c_{de}^2 must be different from w_{de} since $w_{\text{de}} \leq -1/3$. The bounds on c_{de}^2 are currently rather loose and we shall assume, as customarily done [24], that $0 \leq c_{\text{de}}^2 \leq 1$ in the context of the so-called w CDM scenario⁴. Since the barotropic index w_{de} and the sound speed c_{de} are assigned independently the total pressure fluctuation inherits a non-adiabatic contribution which is proportional to $(w_{\text{de}} - c_{\text{de}}^2)$ [25] and this is the rationale of the appearance of such a term in Eq. (2.14). For sake of simplicity we shall choose $c_{\text{de}} = 0$ and, in this case, Eq. (3.3) can be directly integrated and the result is:

$$\begin{aligned} \Xi(\vec{x}, \alpha) &= \Xi(\vec{x}, \alpha_*) + \mathcal{N}_{\xi}(\vec{x}, z_{\text{de}}, w_{\text{de}}) \mathcal{F}_1(\alpha, w_{\text{de}}) \\ &+ \mathcal{Q}_{\xi}(z_{\text{de}}, w_{\text{de}}) \mathcal{S}_{\text{B}}(\vec{x}, \alpha) \mathcal{F}_2(\alpha, w_{\text{de}}) - \mathcal{P}_{\xi}(\vec{x}, z_{\text{de}}, w_{\text{de}}) \mathcal{F}_3(\alpha, w_{\text{de}}), \end{aligned} \quad (3.5)$$

⁴By analyzing different data sets in the light of the w CDM scenario, the error bars on w_{de} either increase or they are restricted to an interval pinning down the Λ CDM value $w_{\text{de}} = -1$. Values $w_{\text{de}} < -1$ will be excluded since, in these cases, the background may evolve towards a singularity in the future. This is only a practical choice since, in principle the present discussion can also be extended to the situation $w_{\text{de}} < -1$

where $\mathcal{N}_\xi(\vec{x}, z_{\text{de}}, w_{\text{de}})$, $\mathcal{Q}_\xi(z_{\text{de}}, w_{\text{de}})$ and $\mathcal{P}_\xi(\vec{x}, z_{\text{de}}, w_{\text{de}})$ are defined as:

$$\begin{aligned}\mathcal{N}_\xi(\vec{x}, z_{\text{de}}, w_{\text{de}}) &= \frac{H_0 \sqrt{\Omega_{\text{M}0}}}{(w_{\text{de}} - 1)} \sqrt{z_{\text{de}} + 1} \left(\frac{\omega_{\text{b}0}}{\omega_{\text{M}0}} \right) \alpha_* \theta_{\text{b}}(\vec{x}, \alpha_*), \\ \mathcal{Q}_\xi(z_{\text{de}}, w_{\text{de}}) &= \frac{3}{9w_{\text{de}}^2 - 1} \left(\frac{\omega_{\text{b}0}}{\omega_{\text{M}0}} \right) (z_{\text{de}} + 1)^4 \\ \mathcal{P}_\xi(\vec{x}, z_{\text{de}}, w_{\text{de}}) &= H_0 \sqrt{\Omega_{\text{M}0}} \alpha_* \theta_{\text{de}}(\vec{x}, \alpha_*) \sqrt{z_{\text{de}} + 1}.\end{aligned}\quad (3.6)$$

The functions $\mathcal{F}_i(\alpha, w_{\text{de}})$ (with $i = 1, \dots, 3$) are either conventional or generalized hypergeometric functions [18, 19]:

$$\begin{aligned}\mathcal{F}_1(\alpha, w_{\text{de}}) &= \alpha^{3(w_{\text{de}}-1)/2} F\left[\frac{1}{2} - \frac{1}{2w_{\text{de}}}, \frac{1}{2}; \frac{3}{2} - \frac{1}{2w_{\text{de}}}; -\alpha^{3w_{\text{de}}}\right], \\ \mathcal{F}_2(\alpha, w_{\text{de}}) &= \alpha^{3(w_{\text{de}}-4)} {}_3F_2\left[a_1, a_2, a_3; b_1, b_2; -\alpha^{3w_{\text{de}}}\right], \\ \mathcal{F}_3(\alpha, w_{\text{de}}) &= \alpha^{-3(1+w_{\text{de}})/2} F\left[\frac{1}{2}, -\frac{1}{2} - \frac{1}{2w_{\text{de}}}; \frac{1}{2} - \frac{1}{2w_{\text{de}}}; -\alpha^{3w_{\text{de}}}\right],\end{aligned}\quad (3.7)$$

where ${}_pF_q[a_1, \dots, a_p; b_1, \dots, b_q; z]$ denotes the generalized hypergeometric function [18, 19] with:

$$\begin{aligned}a_1 &= 1, & a_2 &= 1 - \frac{1}{3w_{\text{de}}}, & a_3 &= 1 + \frac{1}{6w_{\text{de}}}, \\ b_1 &= 2 - \frac{1}{3w_{\text{de}}}, & b_2 &= \frac{3}{2} + \frac{1}{6w_{\text{de}}}.\end{aligned}\quad (3.8)$$

Concerning the results of Eqs. (3.5), (3.6) and (3.7) few technical comments are on order. The integrals required for the actual solution can be performed by making extensive use of the transformation formulas of the hypergeometric functions [18]. A particularly useful formula is the one stipulating that

$$F[a, b, ; c; -\beta^{3w_{\text{de}}}] = \left(1 + \beta^{3w_{\text{de}}}\right)^{c-a-b} F[c-a, c-b, ; c; -\beta^{3w_{\text{de}}}].\quad (3.9)$$

The repeated use of Eq. (3.9) simplifies various expressions which can be reduced, in some cases, to the following indefinite integral

$$\begin{aligned}\int \beta^m F\left[1, 1+n; \frac{3}{2} + n; -\beta^{3s}\right] d\beta &= \frac{\beta^{m+1}}{m+1} {}_3F_2[a_1, a_2; b_1, b_2, b_3; -\beta^{3s}], \\ a_1 &= 1, & a_2 &= 1+n, & a_3 &= \frac{m+1}{3s}, & b_1 &= \frac{3}{2} + n, & b_2 &= 1 + \frac{m+1}{3s},\end{aligned}$$

which is a consequence of the formula giving the n th derivative of a generalized hypergeometric function [27]. The solution of Eqs. (3.5) and (3.6)–(3.8) solves also Eq. (2.10) whose explicit form in terms of the notation used in this section is:

$$\frac{\partial^2 \Xi}{\partial \alpha^2} + \frac{1}{\alpha} \left[\frac{5}{2} - \frac{3}{2} w_{\text{de}} (1 - \Omega_{\text{M}}) \right] \frac{\partial \Xi}{\partial \alpha} = \frac{\ell_{\text{P}}^2 (z_{\text{de}} + 1)^2}{2\alpha^4 \mathcal{H}^2} \vec{\nabla} \cdot (\vec{J} \times \vec{B}).\quad (3.10)$$

By knowing explicitly the solution in terms of $\Xi(\vec{x}, \alpha)$ it is immediate to compute the curvature perturbations on comoving orthogonal hypersurfaces whose explicit expression in terms of ξ can be written as:

$$\mathcal{R}(\vec{x}, \tau) = \xi(\vec{x}, \tau) + \frac{\mathcal{H}\partial_\tau\xi(\vec{x}, \tau)}{\mathcal{H}^2 - \partial_\tau\mathcal{H}}, \quad (3.11)$$

which also implies that

$$\nabla^2\mathcal{R} = \Xi + \frac{2\alpha}{3[1 + w_{\text{de}}(1 - \Omega_{\text{M}}(\alpha))]} \frac{\partial\Xi}{\partial\alpha}. \quad (3.12)$$

Since the curvature perturbations are invariant for infinitesimal gauge transformations they will have the same value in any gauge. In the CDM rest frame, adopted throughout to get rid of spurious gauge modes, $\delta_{\text{c}}(\vec{x}, \alpha)$ can be immediately computed

$$\delta_{\text{c}}(\vec{x}, \alpha) = \delta_{\text{c}}(\vec{x}, \alpha_*) + \frac{h(\vec{x}, \alpha)}{2}. \quad (3.13)$$

Similarly the solution for $\delta_{\text{b}}(\vec{x}, \alpha)$ turns out to be

$$\begin{aligned} \delta_{\text{b}}(\vec{x}, \alpha) &= \delta_{\text{b}}(\vec{x}, \alpha_*) + \frac{h(\vec{x}, \alpha)}{2} \\ &- \frac{2}{(3w_{\text{de}} - 1) H_0 \sqrt{\Omega_{\text{M}0}} \sqrt{z_{\text{de}} + 1}} \alpha^{(3w_{\text{de}} - 1)/2} F\left[\frac{1}{2}, \frac{1}{2} - \frac{1}{6w_{\text{de}}}; \frac{3}{2} - \frac{1}{6w_{\text{de}}}; -\alpha^{3w_{\text{de}}}\right] \\ &- \frac{4}{3w_{\text{de}}} \frac{(z_{\text{de}} + 1)^3}{H_0^2 \Omega_{\text{M}0}} \frac{\mathcal{S}_{\text{B}}(\vec{x}, \alpha)}{\alpha^3} \left\{ F\left[-\frac{1}{2}, \frac{1}{6w_{\text{de}}}; \frac{1}{2} + \frac{1}{6w_{\text{de}}}, -\alpha^{3w_{\text{de}}}\right] - 1 \right\}. \end{aligned} \quad (3.14)$$

The evolution equations of the the total matter density contrast $\delta_{\text{m}}(\vec{x}, \alpha)$

$$\delta_{\text{m}} = \frac{\omega_{\text{b}0}}{\omega_{\text{M}0}} \delta_{\text{b}}(\vec{x}, \alpha) + \frac{\omega_{\text{c}0}}{\omega_{\text{M}0}} \delta_{\text{c}}(\vec{x}, \alpha), \quad (3.15)$$

can be derived by combining the previous equations. Defining the differential operator

$$\mathcal{L}_1(\alpha, w_{\text{de}}, \Omega_{\text{M}}) = \frac{\partial^2}{\partial\alpha^2} + \frac{3}{2\alpha} [1 - w_{\text{de}}(1 - \Omega_{\text{M}})] \frac{\partial}{\partial\alpha} - \frac{3\Omega_{\text{M}}}{2\alpha^2}, \quad (3.16)$$

the evolution of $\delta_{\text{m}}(\vec{x}, \alpha)$ is given by:

$$\mathcal{L}_1^{(1)}(\alpha, w_{\text{de}}, \Omega_{\text{M}}) \delta_{\text{m}}(\vec{x}, \alpha) = \mathcal{T}_{\text{B}}^{(1)}(\vec{x}, \alpha), \quad (3.17)$$

$$\mathcal{T}_{\text{B}}^{(1)}(\vec{x}, \alpha) = -\frac{\omega_{\text{b}0}}{\omega_{\text{M}0}} \frac{(z_{\text{de}} + 1)^4}{\alpha^6 \mathcal{H}^2} \mathcal{S}_{\text{B}}(\vec{x}, \alpha) + \frac{\ell_{\text{P}}^2}{8\pi} \frac{(z_{\text{de}} + 1)^2}{\alpha^4 \mathcal{H}^2} B^2. \quad (3.18)$$

Note that in Eqs. (3.17) and (3.18) the dark energy component has been assumed to be smooth and incompressible. As noted before this assumption holds exactly when $w_{\text{de}} = -1$ (as in the Λ CDM case) and approximately when $w_{\text{de}} \simeq -1$. The solution of Eqs. (3.17)–(3.18) can be written as

$$\delta_{\text{m}}(\vec{x}, \alpha) = \mathcal{C}_1(\vec{x}, \alpha_*) \mathcal{F}_4(\alpha, w_{\text{de}}) + \mathcal{C}_2(\vec{x}, \alpha_*) \mathcal{F}_5(\alpha, w_{\text{de}}) + \int_{\alpha_*}^{\alpha} \mathcal{T}_{\text{B}}^{(1)}(\vec{x}, \beta) G(\alpha, \beta, w_{\text{de}}) d\beta, \quad (3.19)$$

where

$$G^{(1)}(\alpha, \beta, w_{\text{de}}) = \frac{\mathcal{F}_4(\beta, w_{\text{de}})\mathcal{F}_5(\alpha, w_{\text{de}}) - \mathcal{F}_5(\beta, w_{\text{de}})\mathcal{F}_4(\alpha, w_{\text{de}})}{W(\beta, w_{\text{de}})}, \quad (3.20)$$

and $W(\beta, w_{\text{de}})$

$$W(\beta, w_{\text{de}}) = \mathcal{F}_4(\beta, w_{\text{de}})\partial_\beta\mathcal{F}_5(\beta, w_{\text{de}}) - \mathcal{F}_5(\beta, w_{\text{de}})\partial_\beta\mathcal{F}_4(\beta, w_{\text{de}}), \quad (3.21)$$

denotes the Wronskian of the two independent solutions of the homogeneous equation whose explicit expressions are

$$\begin{aligned} \mathcal{F}_4(\alpha, w_{\text{de}}) &= \alpha^{(3w_{\text{de}}-1)/2} F\left[\frac{1}{2} - \frac{1}{2w_{\text{de}}}, \frac{1}{2} + \frac{1}{3w_{\text{de}}}; \frac{3}{2} - \frac{1}{6w_{\text{de}}}; -\alpha^{3w_{\text{de}}}\right] \\ \mathcal{F}_5(\alpha, w_{\text{de}}) &= F\left[-\frac{1}{3w_{\text{de}}}, \frac{1}{2w_{\text{de}}}; \frac{1}{2} + \frac{1}{6w_{\text{de}}}; -\alpha^{3w_{\text{de}}}\right]. \end{aligned} \quad (3.22)$$

Finally the solution for $h(\vec{x}, \alpha)$ is given by

$$\begin{aligned} h(\vec{x}, \alpha) &= h(\vec{x}, \alpha_*) + 2\delta_{\text{m}}(\vec{x}, \alpha) + \\ &+ \mathcal{N}_h(\vec{x}, z_{\text{de}}, w_{\text{de}})\mathcal{F}_5(\alpha, w_{\text{de}}) + \mathcal{Q}_h(z_{\text{de}}, w_{\text{de}})\mathcal{S}_{\text{B}}(\vec{x}, \alpha)\mathcal{F}_6(\alpha, w_{\text{de}}), \\ \mathcal{N}_h(\vec{x}, z_{\text{de}}, w_{\text{de}}) &= \frac{4\alpha_*\theta_{\text{b}}(k, \alpha_*)}{(3w_{\text{de}} - 1)H_0\sqrt{\Omega_{\text{M}0}}\sqrt{z_{\text{de}} + 1}}\left(\frac{\omega_{\text{b}0}}{\omega_{\text{M}0}}\right), \\ \mathcal{Q}_h(z_{\text{de}}, w_{\text{de}}) &= \frac{4(z_{\text{de}} + 1)^3}{3w_{\text{de}}(3w_{\text{de}} - 1)H_0^2\Omega_{\text{M}0}}\left(\frac{\omega_{\text{b}0}}{\omega_{\text{M}0}}\right), \\ \mathcal{F}_6(\alpha, w_{\text{de}}) &= \alpha^{(3w_{\text{de}}-1)/2} F\left[\frac{1}{2}, \frac{1}{2} - \frac{1}{6w_{\text{de}}}, \frac{3}{2} - \frac{1}{6w_{\text{de}}}, -\alpha^{3w_{\text{de}}}\right], \\ \mathcal{F}_7(\alpha, w_{\text{de}}) &= \alpha^{3(w_{\text{de}}-7)/2} F\left[1, 1 + \frac{1}{6w_{\text{de}}}; \frac{3}{2} + \frac{1}{6w_{\text{de}}}; -\alpha^{3w_{\text{de}}}\right]. \end{aligned} \quad (3.23)$$

To normalize properly the solutions obtained for $\alpha > \alpha_*$ it is useful, even if not mandatory, to compute analytically the solutions for $\alpha < \alpha_*$ by assuming that the dark energy background is negligible. In this case the matter-radiation system can also be solved in the presence of large-scale magnetic fields and we shall be interested in computing the obtained solutions in the limit $a_* \leq a \ll a_{\text{eq}}$. Defining, in analogy with Eq. (3.16), the differential operator $\mathcal{L}_2(\alpha)$

$$\mathcal{L}_2^{(2)}(\alpha) = \frac{\partial^2}{\partial\alpha^2} + \frac{3\alpha + 2}{2\alpha(\alpha + 1)}\frac{\partial}{\partial\alpha} - \frac{3}{2\alpha(\alpha + 1)}, \quad \alpha = \frac{a}{a_{\text{eq}}}, \quad (3.24)$$

the evolution of $\delta_{\text{m}}(\vec{x}, \alpha)$ in the range $a_* \leq a \ll a_{\text{eq}}$ can be written as:

$$\mathcal{L}_2^{(2)}(\alpha)\delta_{\text{m}}(\vec{x}, \alpha) = \mathcal{T}_{\text{B}}^{(2)}(\vec{x}, \alpha) \quad (3.25)$$

where now the source term takes the form

$$\mathcal{T}_{\text{B}}^{(2)}(\vec{x}, \alpha) = \frac{1}{\alpha^2(\alpha + 1)}\frac{\ell_{\text{P}}^2 B^2 (z_{\text{eq}} + 1)^3}{8\pi H_0^2\Omega_{\text{M}0}} - \frac{1}{\alpha^4(\alpha + 1)}\left(\frac{\omega_{\text{b}0}}{\omega_{\text{M}0}}\right)\frac{(z_{\text{eq}} + 1)^3}{H_0^2\Omega_{\text{M}0}}\mathcal{S}_{\text{B}}(\vec{x}, \alpha). \quad (3.26)$$

The solution of the previous equation reads

$$\delta_{\text{m}}(\vec{x}, \alpha) = \mathcal{D}_1(\vec{x})\mathcal{F}_8(\alpha) + \mathcal{D}_2(\vec{x})\mathcal{F}_9(\alpha) + \int_{\alpha_i}^{\alpha} \mathcal{T}_{\text{B}}^{(2)}(\vec{x}, \beta)G^{(2)}(\alpha, \beta) d\beta, \quad (3.27)$$

where $\alpha_i = a_i/a_{\text{eq}}$ denotes the initial reference value of the scale factor while $G^{(2)}(\alpha, \beta,)$ and $W(\beta)$ are defined as

$$G^{(2)}(\alpha, \beta,) = \frac{\mathcal{F}_8(\beta)\mathcal{F}_9(\alpha) - \mathcal{F}_9(\beta)\mathcal{F}_8(\alpha)}{W(\beta)}, \quad W(\beta, w_{\text{de}}) = \frac{1}{\beta\sqrt{\beta+1}}. \quad (3.28)$$

The two linearly independent solutions $\mathcal{F}_8(\alpha)$ and $\mathcal{F}_9(\alpha)$ are given, this time, by the following expressions:

$$\begin{aligned} \mathcal{F}_8(\alpha) &= 1 + \frac{3}{2}\alpha, & \alpha &= \frac{a}{a_{\text{eq}}}, \\ \mathcal{F}_9(\alpha) &= -\left(1 + \frac{3}{2}\alpha\right) \ln \left[\frac{\sqrt{\alpha+1}+1}{\sqrt{\alpha+1}-1} \right] + 3\sqrt{\alpha+1}. \end{aligned} \quad (3.29)$$

Following the remarks already proposed around Eq. (3.11) it is useful to reiterate that the gauge dependent description pursued here can be complemented by appropriate gauge-invariant treatments. For instance the variables

$$\zeta_{\text{c}} = \xi + \frac{\delta_{\text{c}}}{3}, \quad \zeta_{\text{b}} = \xi + \frac{\delta_{\text{b}}}{3}, \quad \zeta_{\text{m}} = \xi + \frac{\delta_{\text{m}}}{3}, \quad (3.30)$$

are gauge-invariant and become, in the uniform curvature gauge [12, 13], the density contrasts of the single species. In equally correct terms we could also argue that the ζ_x of the species x measures the curvature perturbations on the hypersurfaces where the energy density of x is uniform. From the perspective of the synchronous gauge the latter statements can be appreciated by noticing that ζ is proportional to ξ which is related to \mathcal{R} (see Eq. (3.11)) corresponding, in turn, to the curvature perturbation in the comoving orthogonal gauge.

The results derived in the present section can be used for different purposes. In what follows the attention will be focused on the calculation of the growth factor of matter inhomogeneities and on its comparison with the results obtained in the more conventional situation where magnetic fields are assumed to be absent.

4 Applications and discussions

The integral appearing in Eq. (3.27) can be evaluated explicitly and the obtained results expanded in the limit $\alpha_i = a_i/a_{\text{eq}} > 1$ and $\alpha = a/a_{\text{eq}} \gg 1$ which corresponds to the physically interesting situation where the initial conditions of the solution (3.19) are set well after matter-radiation equality and anyway for redshifts smaller than z_{drag} . In the latter limit the result can be expressed as

$$\delta_{\text{m}}^{(<)}(\vec{x}, \alpha) = \frac{2}{3} \left(\frac{\omega_{\text{b0}}}{\omega_{\text{M0}}} \right) \frac{(z_{\text{eq}}+1)^3 \mathcal{S}_{\text{B}}(\vec{x}, \alpha)}{H_0^2 \Omega_{\text{M0}}} \frac{1}{\alpha^3} + \mathcal{D}_1(\vec{x}) \left(1 + \frac{3}{2}\alpha \right) + \mathcal{O}\left(\frac{1}{\alpha}\right) + \mathcal{O}\left(\frac{1}{\alpha_i}\right), \quad (4.1)$$

where, we remind, $\alpha = a/a_{\text{eq}}$. While in the regime $a_* \leq a \ll a_{\text{eq}}$ the total matter density contrast is well estimated by Eq. (4.1), for $a > a_*$ the solution is instead given by Eq. (3.19). The initial conditions for the calculation of the growth rate can therefore be set by requiring that

$$\delta_{\text{m}}^{(<)}(\vec{x}, a_*/a_{\text{eq}}) = \delta_{\text{m}}(\vec{x}, a_*/a_{\text{de}}), \quad \left. \frac{\partial}{\partial a} \delta_{\text{m}}^{(<)} \right|_{a=a_*} = \left. \frac{\partial}{\partial a} \delta_{\text{m}} \right|_{a=a_*}. \quad (4.2)$$

The two conditions reported in Eq. (4.2) fix the constants appearing in Eq. (3.19). The growth rate [26, 28] (see also [29]) can be computed from Eq. (3.19) and it is given by

$$f(\vec{x}, \alpha) = \frac{\partial \ln \delta_{\text{m}}}{\partial \ln \alpha}, \quad (4.3)$$

where, according to Eq. (3.19), $\delta_{\text{m}}(\vec{x}, \alpha)$ can be written as

$$\delta_{\text{m}}(\vec{x}, \alpha) = \delta(\vec{x}) \left[\mathcal{C}_1(w_{\text{de}}, z_{\text{de}}, z_*) \mathcal{F}_4(\alpha, w_{\text{de}}) + \mathcal{C}_2(w_{\text{de}}, z_{\text{de}}, z_*) \mathcal{F}_5(\alpha, w_{\text{de}}) \right] + \Sigma_{\text{B}}(\vec{x}, \alpha). \quad (4.4)$$

The two constants $\mathcal{C}_1(w_{\text{de}}, z_{\text{de}}, z_*)$ and $\mathcal{C}_2(w_{\text{de}}, z_{\text{de}}, z_*)$ are a lengthy combination of hypergeometric functions depending on $a_* = 1/(z_* + 1)$ and $a_{\text{de}} = 1/(z_{\text{de}} + 1)$. The quantity $\delta(\vec{x})$ denotes the spatial profile of the fluctuation of the total density contrast which can be estimated in terms of the matter power spectrum while $\Sigma_{\text{B}}(\vec{x}, \alpha)$ denotes the contribution of the magnetic sources. The power spectrum of $\delta(\vec{x})$ can be written as

$$\begin{aligned} \langle \delta(\vec{x}) \delta(\vec{x} + \vec{r}) \rangle &= \int d \ln k P_{\delta}(k) \frac{\sin k r}{k r}, \\ \mathcal{P}_{\delta}(k, y_{\text{eq}}) &= \frac{4}{25} \mathcal{A}_{\mathcal{R}} \left(\frac{k}{k_{\text{p}}} \right)^{n_{\text{s}} - 1} \ln^2(k/k_{\text{eq}}), \end{aligned} \quad (4.5)$$

holding for wavenumbers larger than $k_{\text{eq}} = 0.00974_{-0.00040}^{0.00041} \text{Mpc}^{-1}$. In Eq. (4.5) $k_{\text{p}} = 0.002 \text{Mpc}^{-1}$ and $\mathcal{A}_{\mathcal{R}} = (2.43 \pm 0.11) \times 10^{-9}$ in the case of the WMAP 7yr data alone [1, 2, 3] and for the case of the Λ CDM scenario.

Typical wavenumbers $k \gg k_{\text{eq}}$ crossed inside the Hubble volume before matter-radiation equality. Conversely the very large length-scales (relevant for the region of the Sachs-Wolfe plateau and for the integrated Sachs-Wolfe effect) fall into the complementary regime $k \ll k_{\text{eq}}$. The wavenumbers touched by the present considerations range from $k_{\text{min}} = 0.01 h_0 \text{Mpc}^{-1}$ to, approximately, $k_{\text{max}} = 0.3 h_0 \text{Mpc}^{-1}$. The range $k_{\text{min}} \leq k \leq k_{\text{max}}$ includes also the scale at which the spectrum becomes nonlinear, i.e. $k_{\text{nl}} \geq 0.09 h_0 \text{Mpc}^{-1}$. The illustration of the analytical results will be given in terms of the following fiducial set of parameters determined on the basis of the WMAP 7yr data alone [1, 2, 3]:

$$(\Omega_{\text{b}0}, \Omega_{\text{c}0}, \Omega_{\text{de}0}, h_0, n_{\text{s}}, \epsilon_{\text{re}}) \equiv (0.0449, 0.222, 0.734, 0.710, 0.963, 0.088), \quad (4.6)$$

where ϵ_{re} denotes the optical depth at reionization and n_{s} is the spectral index of curvature perturbations. The power spectra contributing to $\Sigma_{\text{B}}(\vec{x}, \alpha)$ can be solely expressed in terms

of $\Omega_B(\vec{x}, \alpha)$ and $\sigma_B(\vec{x}, \alpha)$ by recalling that

$$\frac{\vec{\nabla} \cdot (\vec{J} \times \vec{B})}{4a^4 \rho_\gamma} = 4\nabla^2 \sigma_B - \nabla^2 \Omega_B, \quad \Omega_B(\vec{x}, \alpha) = \frac{B^2(\vec{x})}{8\pi a^4 \rho_\gamma}, \quad \partial_i \partial_j \Pi_B^{ij} = \frac{4}{3} \rho_\gamma \nabla^2 \sigma_B, \quad (4.7)$$

where Π_B^{ij} denotes the anisotropic stress of the magnetic fields. In the range $k_{\min} \leq k \leq$

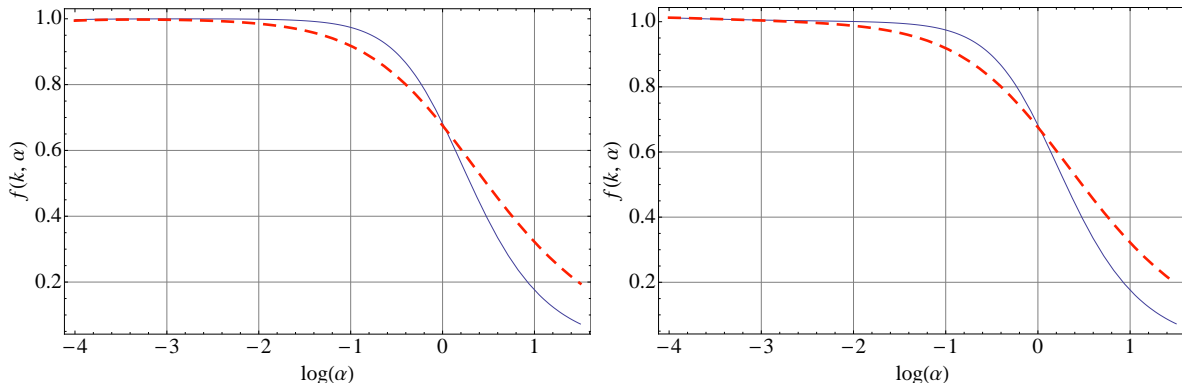


Figure 1: The growth rate is illustrated for two different values of the barotropic index, i.e. $w_{\text{de}} = -1$ (full line) and $w_{\text{de}} = -0.6$ (dashed line). In the plot at the left $B_L = 1 \text{ nG}$ and $k = 0.03 \text{ Mpc}^{-1}$. In the plot at the right $B_L = 10 \text{ nG}$ and $k = 0.01 \text{ Mpc}^{-1}$. In both plots the magnetic spectral index has been chosen as $n_B = 1.5$.

k_{\max} , the terms containing the Ohmic current in the evolution equations (e.g. the term containing $\mathcal{S}_B(\vec{x}, \alpha)$ in $\mathcal{T}_B^{(1)}(\vec{x}, \alpha)$) dominates against the one containing just $\Omega_B(\vec{x}, \tau)$ because of the presence of two supplementary spatial gradients. The same comment can be made for $\Sigma(\vec{x}, \alpha)$. In Fig. 1 the growth rate is reported for two illustrative values of the barotropic index $w_{\text{de}} = -1$ (full line) and $w_{\text{de}} = -0.6$ (dashed line); in both plots of Fig. 1, $k = 0.03 \text{ Mpc}^{-1}$. In Fourier space the power spectra of Ω_B and σ_B will be denoted by $\mathcal{P}_\Omega(k)$ and $\mathcal{P}_\sigma(k)$ and their explicit expression can be written as

$$\mathcal{P}_\Omega(k) = \mathcal{E}_B \left(\frac{k}{k_L} \right)^{2(n_B-1)+\alpha_\Omega}, \quad \mathcal{P}_\sigma(k) = r_B \mathcal{E}_B \left(\frac{k}{k_L} \right)^{2(n_B-1)+\alpha_\sigma}, \quad (4.8)$$

α_Ω and α_σ are the corresponding running of the spectral indices which are set to zero in the minimal magnetized Λ CDM scenario. The relative amplitude of the two power spectra at the magnetic pivot scale k_L (conventionally chosen to be 1 Mpc^{-1}) is controlled by r_B . Since the magnetic fields are, themselves, stochastically distributed, the ensemble average of their Fourier modes obeys

$$\langle B_i(\vec{k}) B_j(\vec{p}) \rangle = \frac{2\pi^2}{k^3} P_{ij}(k) \mathcal{P}_B(k) \delta^{(3)}(\vec{k} + \vec{p}), \quad \mathcal{P}_B(k) = \mathcal{A}_B \left(\frac{k}{k_L} \right)^{n_B-1}, \quad (4.9)$$

where $P_{ij}(k) = (k^2 \delta_{ij} - k_i k_j)/k^2$ and \mathcal{A}_B the spectral amplitude of the magnetic field. The spectral amplitude of the magnetic energy density \mathcal{E}_B depends upon the ultraviolet cut-off associated with diffusion damping (i.e. k_D), upon the infrared cut-off associate with

the (comoving) angular diameter distance at last scattering (i.e. $D_A(z_1)$) and also on the magnetic spectral index n_B , i.e. [6, 7]

$$r_B = \frac{n_B + 29}{20(7 - n_B)} \left[1 + \frac{(5 - 2n_B)(83n_B - 473)}{2(7 - n_B)(n_B + 29)} \left(\frac{k}{k_A} \right)^{1-n_B} \right], \quad n_B < 1, \quad (4.10)$$

$$r_B = \frac{n_B + 29}{20(7 - n_B)} \left[1 + \frac{(n_B - 1)(87n_B - 501)}{(n_B + 29)(7 - n_B)} \left(\frac{k}{k_D} \right)^{5-2n_B} \right], \quad n_B > 1, \quad (4.11)$$

where, recalling that $D_A(z_1) = 2d_A(z_1)/(H_0\sqrt{\Omega_{M0}})$,

$$k_A(z_1) = 1/D_A(z_1), \quad \frac{k_D(z_1)}{k_A(z_1)} = \frac{2240 d_A(z_1)}{\sqrt{\sqrt{r_{R1} + 1} - \sqrt{r_{R1}}} \left(\frac{z_1}{10^3} \right)^{5/4} \omega_b^{0.24} \omega_M^{-0.11}}. \quad (4.12)$$

In Eq. (4.12) r_{R1} is the ratio of radiation to matter at z_1 which is the redshift of last-scattering and which can be determined analytically for typical values of the parameters close to the best-fit determined on the basis of the WMAP 7yr data and in the light of the Λ CDM paradigm:

$$\begin{aligned} r_{R1} &= \frac{\rho_R(z_1)}{\rho_M(z_1)} = \frac{4.15 \times 10^{-2}}{\omega_M} \left(\frac{z_1}{10^3} \right), \quad z_1 = 1048[1 + f_1\omega_b^{-f_2}][1 + g_1\omega_M^{g_2}], \\ g_1 &= \frac{0.0783(\omega_b)^{-0.238}}{[1 + 39.5(\omega_b)^{0.763}]}, \quad g_2 = \frac{0.560}{1 + 21.1(\omega_b)^{1.81}}, \end{aligned} \quad (4.13)$$

where f_1 and f_2 are given, respectively, by $f_1 = 1.24 \times 10^{-3}$, $f_2 = 0.738$. When $n_B = 1$ the spectra for the energy density and for the Lorentz force are scale-invariant once the logarithmic divergence of the two-point function is appropriately subtracted. The amplitude \mathcal{A}_B can be traded for the magnetic field regularized over a spatial domain k_L^{-1} , i.e. in the case $n_B > 1$

$$\mathcal{E}_B = \frac{4(7 - n_B)}{3(n_B - 1)(5 - 2n_B)} \frac{\mathcal{A}_B^2}{(8\pi\bar{\rho}_\gamma)^2}, \quad \mathcal{A}_B = \frac{(2\pi)^{n_B-1}}{\Gamma[(n_B - 1)/2]} B_L^2, \quad (4.14)$$

and analogously in the $n_B < 1$ case but with $\mathcal{A}_B = [(1 - n_B)/2](k_A/k_L)^{(1-n_B)} B_L^2$.

In the case of the minimal $m\Lambda$ CDM the relation of (n_B, \mathcal{E}_B) to (n_B, B_L) follows from Eqs. (4.9)–(4.14). The magnetic energy density can be naturally referred to the energy density of the photon background so that $\Omega_{BL} = B_L^2/(8\pi\bar{\rho}_\gamma)$ can be measured in units of the amplitude of curvature perturbations:

$$\frac{\bar{\Omega}_{BL}}{\mathcal{A}_R} = 39.568 \left(\frac{B_L}{\text{nG}} \right)^2 \left(\frac{T_{\gamma 0}}{2.725 \text{ K}} \right)^{-4} \left(\frac{\mathcal{A}_R}{2.41 \times 10^{-9}} \right)^{-1}. \quad (4.15)$$

The parameter space of the magnetized w CDM models and of the magnetized Λ CDM scenario have been investigated, respectively, in [6] and [7]. In a frequentist approach, the boundaries of the confidence regions obtained in [6, 7] represent exclusion plots at 68.3 %

and 95.4% confidence level. When moving from the magnetized Λ CDM scenario to the magnetized w CDM model we have that the parameters maximizing the likelihood get shifted to slightly larger values⁵

$$(n_B, B_L)_{\Lambda\text{CDM}} = (1.598, 3.156\text{nG}) \rightarrow (n_B, B_L)_{w\text{CDM}} = (1.883, 4.982\text{nG}), \quad (4.16)$$

$$(n_B, B_L)_{\Lambda\text{CDM}} = (1.616, 3.218\text{nG}) \rightarrow (n_B, B_L)_{w\text{CDM}} = (1.913, 5.163\text{nG}). \quad (4.17)$$

Even if the addition of a fluctuating dark energy background pins down systematically larger values of the magnetic field parameters, the results of [6, 7] will be used here just for a consistent illustration of the results. In Fig. 2 the growth rate is illustrated as a function of

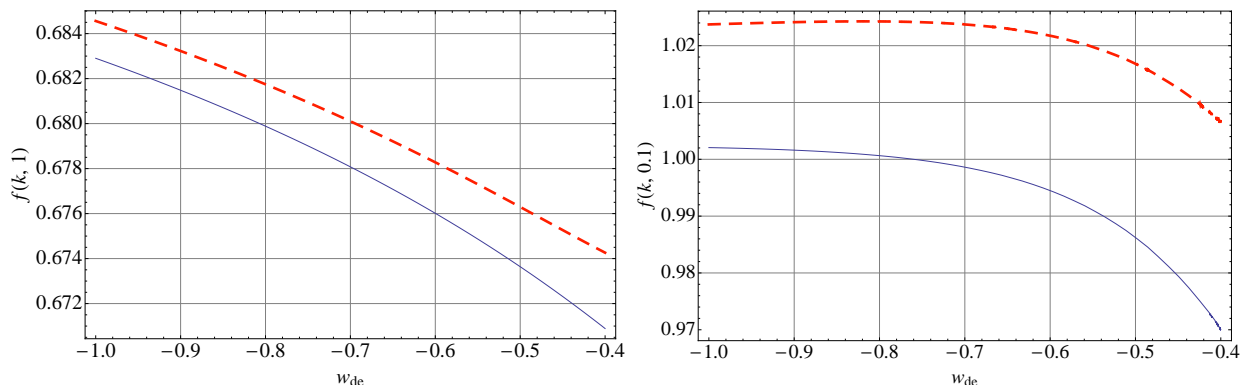


Figure 2: In the plot at the left the growth rate is illustrated for $\alpha = 1$ (i.e. $a = a_{\text{de}}$) for $B_L = 1\text{ nG}$ (full line) and $B_L = 10\text{ nG}$ (dashed line). In the right plot $\alpha = 0.1$ (i.e. $a = 0.1 a_{\text{de}}$) and the values of B_L are, respectively, $B_L = 10\text{ nG}$ (full line) and $B_L = 30\text{ nG}$ (dashed line). In both plots $n_B = 1.5$. and $k = 0.03\text{ Mpc}^{-1}$.

w_{de} and for two different choices of B_L , i.e. 1 nG (full line) and 10 nG (dashed line). The difference between the plot at the left and at the right is the value of the redshift: while in the plot at the left $a = a_{\text{de}}$ (i.e. $z = z_{\text{de}}$) in the plot at the right $a = 0.1 a_{\text{de}}$ and $z > z_{\text{de}}$. In Fig. 3 the growth rate is illustrated as a function of B_L for different choices of the wavenumber and of the barotropic index. The full and dashed lines correspond, in each plot of Fig. 3, to two different values of the magnetic spectral index, i.e. $n_B = 1.5$ (full line) and $n_B = 1.2$ (dashed line).

In the absence of large-scale magnetic fields, the growth rate can be parametrized as $\Omega_M^\gamma(\alpha)$ where γ is the growth index which can be explicitly estimated as [30] (see also [26])

$$\gamma(w_{\text{de}}) = \frac{3w_{\text{de}} - 3}{6w_{\text{de}} - 5} + \frac{3}{125} \frac{(1 - w_{\text{de}})(1 - 3w_{\text{de}}/2)}{(1 - 6w_{\text{de}}/5)^2} \epsilon + \mathcal{O}(\epsilon^2), \quad (4.18)$$

⁵The difference between Eqs. (4.16) and (4.17) is that the parameters of Eq. (4.16) are obtained from the analysis of the temperature autocorrelations while the parameters of Eq. (4.17) are obtained by adding the data points of the cross-correlations between temperature and E-mode polarization [6].

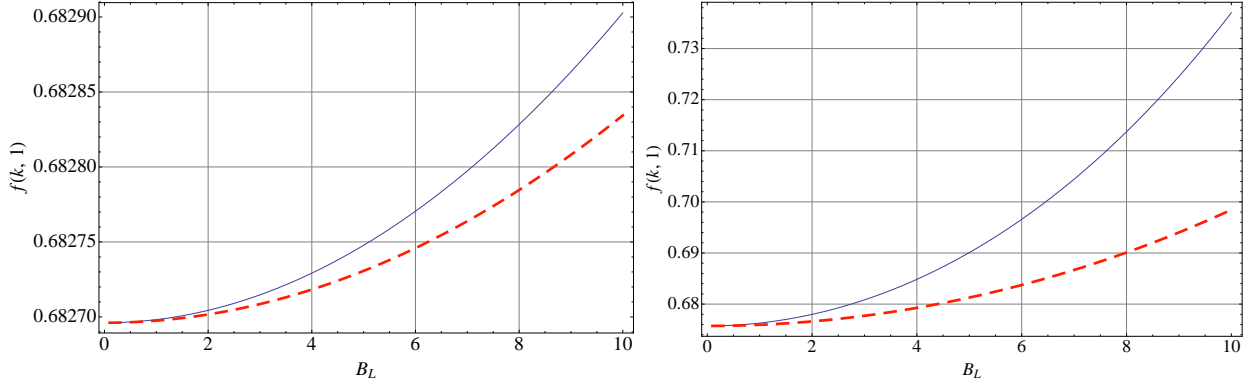


Figure 3: In both plots the growth rate is illustrated for $a = a_{\text{eq}}$ as a function of the regularized magnetic field intensity B_L . In the plot at the left $w_{\text{de}} = -1$ (and $k = 0.03 \text{ Mpc}^{-1}$) while in the plot at the right $w_{\text{de}} = -0.6$ (and $k = 0.3 \text{ Mpc}^{-1}$).

where $\epsilon = 1 - \Omega_M$. The requirement that the magnetized growth rate of Eq. (4.3) does not exceed the standard fit for the growth rate implies an upper bound on B_L which is illustrated in Fig. 4. The bound on B_L gets more stringent as k increases and for large redshift. In

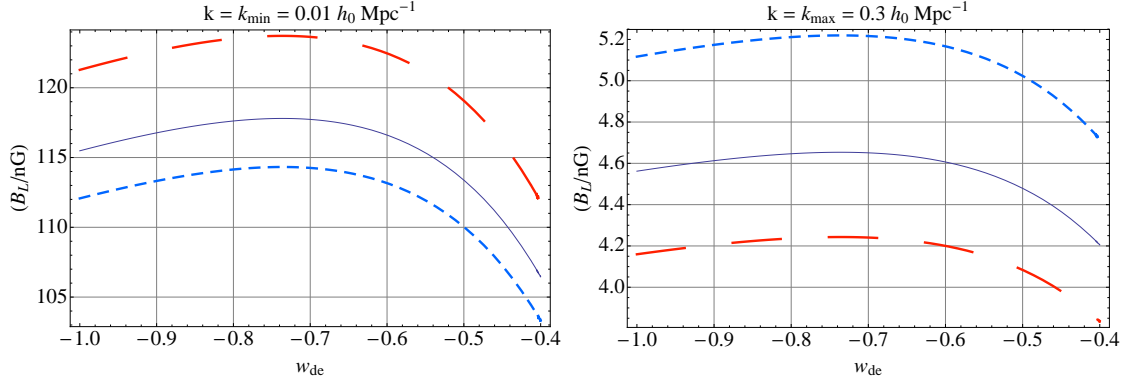


Figure 4: The bound on B_L illustrated for $n_B = 1.6$ (long dashed line), $n_B = 1.5$ (full line) and $n_B = 1.4$ (short dashed line). In the left plot $k = 0.03 \text{ Mpc}^{-1}$. In the right plot $k = 0.3 \text{ Mpc}^{-1}$. In both plots $a = a_{\text{eq}}$

Fig. 4 $a = a_{\text{de}}$. The allowed values of B_L for different values of w_{de} stay below each of the curves reported in the plots of Fig. 4. Recalling the definition of the comoving magnetic Jeans length [29]

$$\lambda_{\text{BJ}} = c_a \sqrt{\frac{\pi}{G a^3 \rho_b}} = 1.90 \times 10^{-2} \left(\frac{\omega_{b0}}{0.02258} \right)^{-1} \left(\frac{B_L}{\text{nG}} \right) \text{ Mpc}, \quad c_a^2 = \frac{B_L^2}{8\pi a^3 \rho_b}, \quad (4.19)$$

the results of Fig. 4 imply $\lambda_{\text{BJ}} \leq \mathcal{O}(\text{Mpc})$. The considerations reported in the present analysis suggest that the study of large-scale magnetism during the dark ages provide further constraints on the evolution of large-scale magnetic fields. The quantitative features of the

obtained constraints have been shown to be both complementary and competitive with the bounds stemming from a direct analysis of potential distortions induced on the temperature and polarization anisotropies for a range of length scales shorter than the one relevant for the physics of the CMB [32].

If the origin of the large-scale magnetic fields is primordial (as opposed to astrophysical) it is plausible to expect the presence of magnetic fields in the primeval plasma also before the decoupling of radiation from matter. If the evolution of the large-scale magnetic fields follows the tenets of magnetohydrodynamics then the magnetic flux will be conserved across the last scattering and potential effects of the magnetic fields during the dark ages could help to decide on their origin and implications. In this perspective the SKA [11] program could provide decisive informations both from the foreseen full sky surveys of Faraday rotation and also from more detailed pictures of structure formation and reionization over a wide range of redshifts during the dark age.

References

- [1] C. L. Bennett *et al.*, *Astrophys. J. Suppl.* **192**, 17 (2011); N. Jarosik *et al.*, *Astrophys. J. Suppl.* **192**, 14 (2011).
- [2] J. L. Weiland *et al.*, *Astrophys. J. Suppl.* **192**, 19 (2011); D. Larson *et al.*, *Astrophys. J. Suppl.* **192**, 16 (2011).
- [3] B. Gold *et al.*, *Astrophys. J. Suppl.* **192**, 15 (2011); E. Komatsu *et al.*, *Astrophys. J. Suppl.* **192**, 18 (2011).
- [4] L. -H. Jiang, *et al.*, *Astron. J.* **135**, 1057-1066 (2008); X. -H. Fan, *Astron. J.* **132**, 117 (2006).
- [5] J. K. Adelman-McCarthy *et al.* [SDSS Collaboration], *Astrophys. J. Suppl.* **175**, 297 (2008); K. N. Abazajian *et al.* [SDSS Collaboration], *Astrophys. J. Suppl.* **182**, 543 (2009).
- [6] M. Giovannini, *Phys. Rev.* **D79**, 121302 (2009); *Phys. Rev.* **D79**, 103007 (2009).
- [7] M. Giovannini, *Class. Quant. Grav.* **27**, 105011 (2010).
- [8] See <http://www.lofar.org/> for more informations.
- [9] See <http://www.haystack.mit.edu/ast/arrays/mwa/> for more informations.
- [10] See <http://www.vla.nrao.edu/> for more informations.
- [11] See <http://www.skatelescope.org> for more informations.
- [12] J. Hwang, *Astrophys. J.* **375**, 443 (1990); J. Hwang, *Astrophys. J.* **427**, 533 (1994).
- [13] J. -C. Hwang, H. Noh, *Phys. Rev.* **D54**, 1460 (1996); J. Hwang and H. Noh, *Class. Quant. Grav.* **19**, 527 (2002).
- [14] V. Silveira, I. Waga, *Phys. Rev.* **D56**, 4625(1997).
- [15] D. J. Heath, *Mon. Not. R. Astr. Soc.* **179**, 351 (1977).
- [16] P. Meszaros, *Astron. Astrophys.* **37** , 225 (1974).
- [17] D. J. Eisenstein and W. Hu, *Astrophys. J.* **496**, 605 (1998).
- [18] M. Abramowitz and I. A. Stegun, *Handbook of Mathematical Functions* (Dover, New York, 1972).
- [19] A. Erdelyi, W. Magnus, F. Obehettinger, and F. Tricomi, *Higher Transcendental Functions* (Mc Graw-Hill, New York, 1953).

- [20] W. Press and E. Vishniac, *Astrophys. J.* **239**, 1 (1980); *Astrophys. J.* **236**, 323 (1980).
- [21] C. P. Ma and E. Bertschinger, *Astrophys. J.* **455**, 7 (1995)
- [22] J. M. Bardeen, *Phys. Rev. D* **22**, 1882 (1980).
- [23] S. Weinberg, *Phys. Rev. D* **67**, 123504 (2003).
- [24] R. Bean and O. Dore, *Phys. Rev. D* **69**, 083503 (2004).
- [25] H. Kodama and M. Sasaki, *Prog. Theor. Phys. Suppl.* **78**, 1 (1984).
- [26] P.J.E. Peebles, *Astrophys. J.* **205**, 318 (1976); L. Wang, P. J. Steinhardt, *Astrophys. J.* **508**, 483 (1998).
- [27] F. W. J. Olver, D. W. Lozier, R. F. Boisvert and C. W. Clark, *NIST handbook of mathematical functions*, (Cambridge University Press, Cambridge).
- [28] E. Bertschinger, *Astrophys. J.* **648**, 797 (2006).
- [29] P. J. E. Peebles, *The large-scale structure of the Universe*, (Princeton University Press, Princeton, NJ).
- [30] Y. Gong, M. Ishak, A. Wang, *Phys. Rev.* **D80**, 023002 (2009).
- [31] I. Wasserman, *Astrophys. J.* **224**, 337 (1978); P. Coles, *Comments Astrophys.* **16**, 45 (1992).
- [32] M. Giovannini, *Class. Quant. Grav.* **23**, R1 (2006).