

Time domain radiation and absorption by subwavelength sources

E. Bossy and R. Carminati*

*Institut Langevin, ESPCI ParisTech, CNRS,
10 rue Vauquelin, 75231 Paris Cedex 05, France*

Abstract

Radiation by elementary sources is a basic problem in wave physics. Although computations of radiated fields in the time domain are textbook examples, the emitted energy flux is usually computed on average, and terms that do not contribute to the time-averaged flux are disregarded. We show that the time-domain energy flux emitted by classical subwavelength sources exhibits remarkable features. In particular, a subtle trade-off between source emission and absorption underlies the mechanism of radiation. We discuss implications for subwavelength focusing by time reversal.

PACS numbers: 03.50.-z, 42.25.-p, 43.20.+g

*Electronic address: remi.carminati@espci.fr

Any textbook on wave physics or field theory contains a chapter on radiation by elementary sources [1]. Although it is easy to find expressions of radiated fields in the time domain, when one comes to energy considerations, the computations are usually performed on time average [2–5]. Terms that do not contribute to the time-averaged energy flux are disregarded. In this Letter, we study the radiation of subwavelength sources from an energy point of view in the time-domain. We derive the expression of the energy flux for both electromagnetic and acoustic radiation. We show that there is a subtle trade-off between emission of energy and subsequent reabsorption by the source, the difference between emission and reabsorption giving the amount of energy that is irreversibly radiated to the far field. This result suggests a novel point of view on near-field radiation, that applies to any classical subwavelength source. It has also direct implications for subwavelength focusing using time reversal with active sources [6, 7],

The propagation of electromagnetic waves generated by a spatially localized source in an otherwise homogeneous medium is described by the following equation [2, 3]

$$\frac{1}{c^2} \frac{\partial^2 \mathbf{E}}{\partial t^2}(\mathbf{r}, t) + \nabla \times \nabla \times \mathbf{E}(\mathbf{r}, t) = \mathbf{S}_{em}(\mathbf{r}, t) \quad (1)$$

where $\mathbf{E}(\mathbf{r}, t)$ is the electric field at point \mathbf{r} and time t , and c is the speed of light in the medium. The source term $\mathbf{S}_{em}(\mathbf{r}, t)$ is often written in the form $\mathbf{S}_{em}(\mathbf{r}, t) = -\mu_0 (\partial/\partial t)\mathbf{j}(\mathbf{r}, t)$, where $\mathbf{j}(\mathbf{r}, t)$ is the electric current density and μ_0 the vacuum magnetic permeability. The electromagnetic energy current is given by the Poynting vector $\mathbf{\Pi}(\mathbf{r}, t) = \mathbf{E}(\mathbf{r}, t) \times \mathbf{H}(\mathbf{r}, t)$, where $\mathbf{E}(\mathbf{r}, t)$ is the retarded solution of Eq. (1) and $\mathbf{H}(\mathbf{r}, t)$ the associated magnetic field. The energy flux $\phi_{em}(R, t)$ across a sphere with radius R centered at the origin is $\phi_{em}(R, t) = \int_{\text{sphere}} \mathbf{\Pi}(\mathbf{r}, t) \cdot \mathbf{u} d^2r$, where $\mathbf{u} = \mathbf{r}/|\mathbf{r}|$.

For acoustic waves in the linear regime, the acoustic pressure field $p(\mathbf{r}, t)$ generated by a spatially localized source in a homogeneous medium obeys [4, 5]:

$$\frac{1}{c_s^2} \frac{\partial^2 p}{\partial t^2}(\mathbf{r}, t) - \nabla^2 p(\mathbf{r}, t) = S_{ac}(\mathbf{r}, t) \quad (2)$$

where c_s is the acoustic velocity in the medium and $S_{ac}(\mathbf{r}, t)$ the source term. The acoustic energy current is $\mathbf{q}(\mathbf{r}, t) = p(\mathbf{r}, t)\mathbf{v}(\mathbf{r}, t)$, $p(\mathbf{r}, t)$ being the retarded acoustic pressure field solution of Eq. (2) and $\mathbf{v}(\mathbf{r}, t)$ the associated acoustic velocity field. The energy flux follows from $\phi_{ac}(R, t) = \int_{\text{sphere}} \mathbf{q}(\mathbf{r}, t) \cdot \mathbf{u} d^2r$.

In this Letter we study the radiation produced by sources of size much smaller than the characteristic length of the wavefield, that will be denoted by “subwavelength sources”.

In the case of electromagnetic waves, we use a point electric dipole model, with dipole moment $\mathbf{p}(t) = f(t)\mathbf{p}_0$, $f(t)$ being the dimensionless time-domain amplitude and \mathbf{p}_0 a time-independent vector accounting for the source polarization. This model describes, e.g., a dipole moment $\mathbf{p}(t) = q_e\mathbf{L}(t)$ corresponding to an oscillating charge q_e with oscillation amplitude $\mathbf{L}(t)$ much smaller than all other relevant characteristic lengths [3]. For a dipole centered at $\mathbf{r} = 0$, the electromagnetic source term reads:

$$\mathbf{S}_{em}(\mathbf{r}, t) = -\mu_0 \frac{d^2\mathbf{p}(t)}{dt^2} \delta(\mathbf{r}) \quad (3)$$

where $\delta(\mathbf{r})$ is the three-dimensional Dirac delta function. In the case of acoustic waves, we use a point mass source model describing a radially oscillating sphere with radius $a(t) = a_0 + \xi(t)$, in the limit of vanishingly small radius [5]. For a source centered at $\mathbf{r} = 0$, the acoustic source term reads:

$$S_{ac}(\mathbf{r}, t) = \rho_0 s_0 \frac{d^2\xi(t)}{dt^2} \delta(\mathbf{r}) \quad (4)$$

where ρ_0 is the mass density of the unperturbed homogeneous medium and $s_0 = 4\pi a_0^2$. For the sake of formal similarity with the electromagnetic case, we will write $\xi(t) = f(t)\xi_0$ with ξ_0 a time-independent length driving the acoustic source strength.

The time-domain solutions of Eqs. (1) and (2) with the source terms given by Eqs. (3) and (4) can be found in textbooks on electromagnetic and acoustic waves propagation [2–5]. However, to the best of our knowledge, no time-domain expressions of the associated energy flux have ever been described, even in textbooks that emphasize time-domain approaches [8]. From the field expressions, the energy flux across a sphere with radius R can be deduced after tedious but straightforward algebra. In the case of electromagnetic waves, one obtains:

$$\begin{aligned} \phi_{em}(R, t) = & \frac{\mu_0 \mathbf{p}_0^2}{6\pi c} \left[\frac{1}{2} \left(\frac{c}{R} \right)^3 \frac{df^2}{dt} \Big|_{\tau} + \frac{1}{2} \left(\frac{c}{R} \right)^2 \frac{d^2 f^2}{dt^2} \Big|_{\tau} \right. \\ & \left. + \left(\frac{c}{R} \right) \frac{d}{dt} \left(\frac{df}{dt} \Big|_{\tau} \right)^2 + \left(\frac{d^2 f}{dt^2} \Big|_{\tau} \right)^2 \right]. \end{aligned} \quad (5)$$

For acoustic waves, the explicit calculation of the energy flux leads to:

$$\phi_{ac}(R, t) = \frac{\rho_0 s_0^2 \xi_0^2}{4\pi c_s} \left[\frac{1}{2} \left(\frac{c_s}{R} \right) \frac{d}{dt} \left(\frac{df}{dt} \Big|_{\tau} \right)^2 + \left(\frac{d^2 f}{dt^2} \Big|_{\tau} \right)^2 \right]. \quad (6)$$

In Eqs. (5) and (6), derivatives of the source amplitude $f(t)$ have to be taken at retarded time $\tau = t - R/c$ and $\tau = t - R/c_s$, respectively. Although their derivation is a rather

simple exercise, we will see that these expressions bring to light fundamental aspects of the mechanism of radiation by subwavelength sources that have not been discussed so far.

From a qualitative point of view, the structure of Eqs. (5) and (6) deserves several comments. The far-field limit, obtained for $R \rightarrow \infty$, leads in both cases to an energy flux proportional to the square of the second derivative of the source amplitude, in agreement with a well-established result in classical wave theory [1]. For a monochromatic source oscillating at a frequency ω , with $f(t) = \sin(\omega t)$, this far-field term is the only one that survives a time-averaging of Eqs. (5) and (6). The far-field behavior is extensively discussed in textbooks, both for monochromatic and pulse sources. Nevertheless the time-domain electromagnetic and acoustic energy fluxes contain additional near-field terms whose amplitude depend on the distance R to the source. The first near-field term scales as R^{-1} and is identical in Eqs. (5) and (6), except for a factor of two, while additional terms scaling as R^{-2} and R^{-3} appear only in the expression for the electromagnetic case. These near-field contributions exhibit peculiar properties that induce unexpected behaviors of the time-domain energy flux. A first remarkable result is that the time-dependent amplitudes of the near-field terms in Eqs. (5) and (6) read as first-order derivatives of functions that are positive (squares) and that recover their initial values after a finite time interval (the pulse duration, or the period for monochromatic excitation). As a result, these amplitudes necessarily change sign during their time evolution, meaning that the near-field terms lead alternatively to outgoing or incoming contributions to the energy flux. Conversely, the far-field term only contributes to an outgoing energy flux.

In order to study the behavior of the time-domain energy flux on a quantitative basis, we need to specify the source amplitude function $f(t)$. In the context of this work in the time-domain, we consider pulses with the two following requirements: first, $f(t)$ has to be of strictly finite duration (denoted as T in the following), in order to define exactly a pulse onset ($t = 0$) and a pulse end ($t = T$). Second, $f(t)$ and its time derivatives have to vanish continuously to zero at $t = 0$ and $t = T$, in order to avoid temporal singularities in the energy flux, as made clear from Eqs. (5) and (6). A broadband pulse matching these two requirement is for instance $f(t) = \exp[2T^2/(t(t - T))]$ for $t \in]0, T[$ and $f(t) = 0$ otherwise. The temporal shape of the source amplitude $f(t)$ and the shape of the associated far field amplitude are shown in Fig. 1. For such a broadband pulse, the period is on the order of the duration. More precisely, for the function $f(t)$ given above, the period is close to half

the duration, and the corresponding wavelength is $\lambda = cT/2$ (see Fig. 1). In this expression and in the following, for sake of brevity and since the velocities play the same role in the electromagnetic and acoustic cases, both c and c_s are referred to as c .

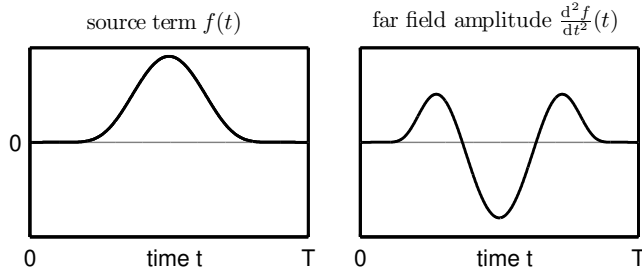


FIG. 1: Time evolution of the source amplitude $f(t)$ (left) and of its second derivative $d^2f(t)/dt^2$ (right). The latter represents the time-dependence of the far-field amplitude for both electromagnetic and acoustic waves.

The knowledge of $f(t)$ and its derivatives allows us to plot the time evolution of $\phi_{em}(R, t)$ and $\phi_{ac}(R, t)$ for different observation distances, covering the near-field, the intermediate and the far-field regimes. We show in Fig. 2 the time evolution of the energy flux in the electromagnetic (top) and acoustic (bottom) situations, and for four different distances. In the far field ($R \gg \lambda$), the energy flux is always positive and describes the radiated energy flowing irreversibly from the source. In the near field ($R \ll \lambda$), a completely different behavior is observed. The energy flux oscillates, and takes negative values on some time intervals. This means that part of the energy that has flowed outside the sphere of radius R at a given time flows back into the sphere at subsequent times.

At this stage, conservation of energy states that a negative energy flux corresponds to an increase of energy stored inside the sphere with radius R , or to reabsorption into the source (or both). In order to quantitatively settle this point, we introduce $U_x(R, t)$ defined as the energy stored *outside* the sphere with radius R at time t in the electromagnetic or acoustic field (the subscript “ x ” stands for em or ac). It reads:

$$U_x(R, t) = \int_0^t \phi_x(R, t') dt' . \quad (7)$$

The time evolution of $U_{em}(R, t)$ is shown in Fig. 3 for the same distance regimes as in Fig. 2. Although not shown for the sake of brevity, the same behavior is observed for acoustic

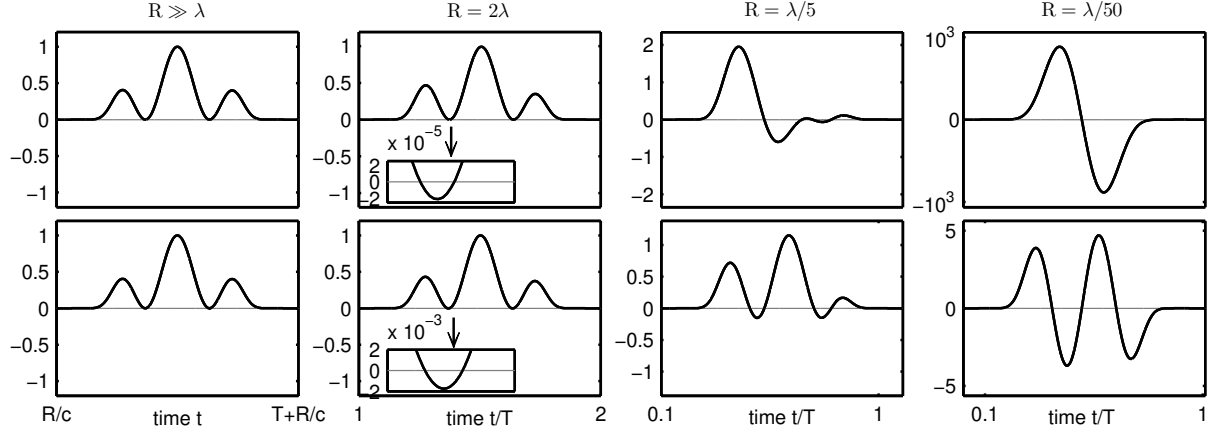


FIG. 2: Time evolution of the electromagnetic and acoustic energy flux $\phi_{em}(R, t)$ (top row) and $\phi_{ac}(R, t)$ (bottom row) for four different distance regimes. Far-field regime $R \gg \lambda$, limit of the source free regime $R = 2\lambda$ ($2\lambda = cT$ in this particular case), near-field regimes $R < \lambda$ and $R \ll \lambda$. For $R = 2\lambda$, the insets show the sign inversion of the energy flux.

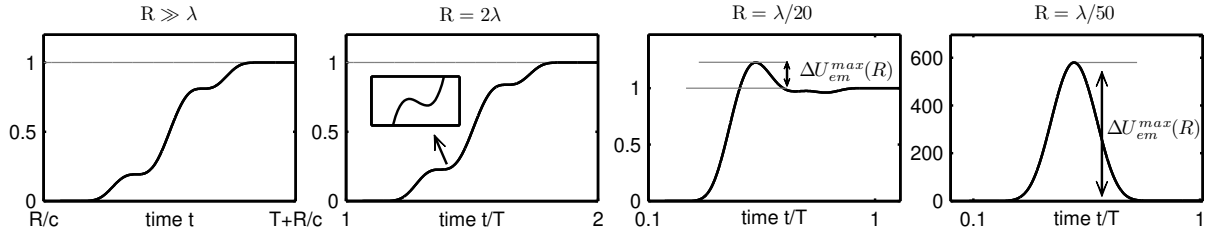


FIG. 3: Time evolution of the electromagnetic energy $U_{em}(R, t)$ stored outside the sphere of radius R at time t , for the same distance regimes as in Fig. 2. The inset shows the dip due to the sign inversion of the energy flux.

waves. As expected from the changes in sign of the energy flux, we see that $U_{em}(R, t)$ is not a monotonic function of time except in the far field. This non-monotonic behavior of the time evolution of the energy stored in the field can be characterized by splitting $U_x(R, t)$ into $U_x(R, t) = U_x^\infty + \Delta U_x(R, t)$. The first term $U_x^\infty = \int_0^\infty \phi_x(R, t) dt$ corresponds to the overall time-averaged energy eventually radiated irreversibly through the sphere of radius R to the far field, and is independent of R . The second term describes the time variations of the energy stored in the field beyond the distance R , and either increases or decreases $U_x(R, t)$ with respect to the asymptotic value U_x^∞ . This dynamic behavior is fully described by the

curves in Fig. 3. One clearly sees that at some time range, for $R \ll \lambda$, the energy stored *outside* the sphere with radius R exceeds the final energy that remains in the field after the source has been turned off ($t > T$). This proves that part of the energy of the field has been reabsorbed by the source, a key result of this work. This result, derived here using a pulse of finite duration and finite energy, remains valid for monochromatic and quasi-monochromatic waves. It shows without ambiguity that a negative energy flux observed in the near field corresponds to reabsorption by the source.

This conclusion puts forward new features of the near field. Although it is known that on average, near-field terms correspond to non-radiative energy [4, 9, 10], our work shows that this non-radiative energy is dynamically exchanged between the field and the source. This subtle dynamic process is hidden in the first-place when computations are restricted to time-averaged values. We also stress that a time-domain analysis reveals behaviors that cannot be seen in the frequency domain. For example, in near-field optics or acoustics, it is often stated that some information is lost in the far field due to the loss of non-radiative components that remain spatially localized close to the sources (in the near field zone). With a non-stationary source, one could question what happens after the source is turned off. Is the field finally radiated into the far field, and if so, where is the loss of information? Our work provides an unexpected answer: in the near field, some energy is constantly dynamically exchanged between the field and the source, and eventually most of it is absorbed by the source while only a small part is radiated into the far field.

It is also interesting to have a look at the distance dependence in the near field of the maximum value of the energy stored in the field $\Delta U_x^{max}(R) = \max\{\Delta U_x(R, t)\}$. Conserving only the dominant terms as $R \rightarrow 0$ in Eqs. (5) and (6), it is easy to show that $\Delta U_{em}^{max}(R) \sim R^{-3}$ and $\Delta U_{ac}^{max}(R) \sim R^{-1}$. Therefore for a quasi point source model, the energy transiently stored in the field becomes arbitrarily large at short distance. Another peculiar behavior, observable only with broadband pulses, is that the energy flux exhibits a slight sign inversion even at times $t > T$, i.e., after the source has become inactive (see the insets in Fig. 2 and 3). This sign inversion does therefore not correspond to reabsorption in the source, but to a small part of the energy flowing back and forth through the sphere of radius R . This “anomaly” becomes insignificant (although non strictly zero) in the far field since it is due to the contribution of terms in the energy flux that decay as R^{-1} or faster.

The peculiar dynamics of the energy exchange between a subwavelength classical source

and the radiated field has certainly many implications. Here, we discuss some of its consequences in the context of subwavelength focusing by time reversal. Experimental realizations of time-reversed wavefields have been demonstrated both in acoustics and electromagnetism, by use of close 2D or 3D cavities [7, 11, 12]. When the field emitted by a point-like source is time-reversed in the source-free medium, refocusing is limited by diffraction [11]. However, when both the wavefield and the source are time reversed, perfect refocusing can be obtained [6, 13]. Accordingly, experiments in acoustics have demonstrated subwavelength refocusing with an active time-reversed source [7], the focal spot size being limited only by the finite size of the source itself. Intuitively, the role of the time-reversed source is seen as that of a sink, i.e., of an absorber of the incoming time-reversed wave. Our work shows that the role of the time-reversed source is more subtle, and that it necessarily involves both absorption and emission of energy. Indeed, the time-domain evolution of the field energy in a perfect time-reversal experiment (with reversed field and source) is directly given by the curves in Fig. 3 read backwards. Therefore, the energy in the field is transiently larger than the energy carried by the time-reversed wavefield, so that in some time range, the sink actually behaves as a source. The time-reversed source is both an absorber and an emitter. The term "sink" therefore only makes sense when one considers the overall energy balance, obtained after time integration. Our work has two important consequences for practical experiments. First, the focusing performances cannot be discussed without considering the energy point of view, in particular because for a sink of vanishingly small size, the transient energy that has to be stored in the field becomes arbitrarily large. Second, perfect subwavelength refocusing (i.e., without energy scattered away from the focal spot) cannot be achieved by use of a passive subwavelength absorber, as efficient as it may be, since the dynamic exchange of energy is a necessary condition for a localized absorption of the full energy of the wavefield.

In summary, we have derived the expression of the time-domain energy flux radiated by a subwavelength source for electromagnetic and acoustic radiation. We have shown that the radiation of energy is a subtle dynamic process that involves both emission and absorption by the source. We have discussed implications for subwavelength focusing and imaging. Since the results hold for both electromagnetic and acoustic waves, we believe that they underly a universal process of radiation by any kind of subwavelength sources, although demonstrated here only for the acoustic monopole and the electromagnetic dipole. In the

case of electromagnetic waves emitted by a single classical dipole emitter, a giant transient storage of electromagnetic energy is necessary in order to radiate a (much smaller part) in the far field. It would be interesting to clarify the way quantum theory handles this point in the computation of spontaneous emission by a single atom.

We acknowledge A.C. Boccara, J.J. Sáenz and A. Sentenac for helpful discussions. This work was supported by the Agence Nationale de la Recherche (grant JCJC07-195015).

-
- [1] L.D. Landau and E.M. Lifshitz, *The Classical Theory of Fields* (Pergamon Press, Oxford, 1975).
 - [2] J.A. Stratton *Electromagnetic Theory* (McGraw Hill, New York, 1941).
 - [3] J.D. Jackson, *Classical Electrodynamics* (Wiley, New York, 1962).
 - [4] P.M Morse and K.U. Ingard, *Theoretical Acoustics* (Princeton Univ. Press, Princeton, 1968).
 - [5] A.D. Pierce, *Acoustics* (Acoustical Society of America, Melville, 1989).
 - [6] R. Carminati, J.J. Sáenz, J.-J. Greffet and M. Nieto-Vesperinas, Phys. Rev. A **62**, 012712 (2000).
 - [7] J. de Rosny and M. Fink, Phys. Rev. Lett. **89**, 124301 (2002).
 - [8] G.S. Smith, *An Introduction to Classical Electromagnetic Radiation* (Cambridge, 1997).
 - [9] L. Novotny and B. Hecht, *Principles of Nano-Optics* (Cambridge University Press, Cambridge, 2006).
 - [10] J.-J. Greffet and R. Carminati, Prog. Surf. Sci. **56**, 133 (1997).
 - [11] C. Dreager and M. Fink, Phys. Rev. Lett. **79**, 407-410 (1997).
 - [12] G. Lerosey, J. de Rosny, A. Tourin and M. Fink, Science **315**, 1120-1122 (2007).
 - [13] M. Nieto-Vesperinas, *Scattering and Diffraction in Physical Optics*, 2nd ed. (World Sci. , 2006).
 - [14] R. Carminati, R. Pierrat, J. de Rosny and M. Fink, Opt. Lett. **32**, 3107 (2007).