

Nikolay L. Chuprikov

# The Hartman paradox and new model of scattering the plane TE polarized light wave on a dielectric layer

Received: date / Accepted: date

**Abstract** The problem of describing the temporal aspects of scattering the plane light wave on an uniform dielectric layer is reconsidered. In the standard model of this scattering process a correct definition of the transmission (tunneling) time is impossible in principle, because it does not provide a complete description of the transmitted wave in all stages of scattering. The latter is the main reason to lead to the Hartman paradox, in the standard model, in introducing the transmission time in the case of a frustrated total internal reflection (FTIR). We present an alternative model of scattering the plane TE polarized light wave, which treats this process as a complex one consisting of two subprocesses (transmission and reflection), with their individual description in all stages of scattering. The transmission velocity of the TE wave, introduced as the velocity of transferring its *energy* through the layer, obeys two requirements (violated in the standard approach): (1) it respects the principles of relativity theory; it keeps the mirror symmetry of the studied structure – the values of this quantity at the dissymmetrical points of the structure are equal.

**Keywords** optical analogue of the Hartman paradox · time and velocity of tunneling the light energy · layered structure · FTIR

**PACS** 42.70.Qs 03.65.Xp 42.25.Bs

## 1 On the necessity of revising the theory of scattering electromagnetic waves on layered structures

The model of any physical process, being mathematically correct, must not only yield numerical results to agree with experiments, but also must provide their unambiguous, internally consistent physical interpretation to agree with all fundamental physical theories whose laws apply too to the studied process. If one of these two requirements is violated, we deal with a paradox, detection and resolving of which is necessary in order to improve understanding the studied process.

In line with the above two requirements all physical paradoxes fall into two classes. When some mathematically correct physical model conflicts with *experiments* carried out for its testing, i.e., when the first requirement is violated, then we will say that we deal with the first-kind paradox. When the model meets the first requirement but the second one, then we deal with the second-kind paradox.

For example, the classical models of such quantum phenomena as the equilibria black-body radiation and hydrogen atom lead to the first kind-paradoxes which gave a stimulus to elaborate a new, quantum mechanics. Such paradoxes have two main features: firstly, they arise due to the inconsistency between classical theory and the nature of quantum phenomena; secondly, they are revealed in experiments. Thus, the fact that some physical model leads to the first-kind paradox, i.e., the fact of falsification

of this (mathematically correct) model in experiments, means that the nature of the corresponding physical phenomenon is beyond the scope of that theory to underlie this model.

The role of any second-kind paradox for the development of physical theories is not less important, because each such paradox evidences that one of two relevant conflicting theories – either one to predict a paradoxical physical "effect" or one which laws are violated by this "effect" – must be revised. However the problem is that in the case of the second-kind paradox we meet a more complex situation than that to appear in the case of the first-kind paradox. Firstly, experiment, as a tool for revealing such a paradox and for "culling" a mistaken theory from two conflicting ones, is now useless. Secondly, now the phenomenon modeled is within the scope of the theory to underlie its model, and the only fact to show that we indeed deal with a paradox is the above mentioned conflict between two theories.

All this makes difficult to detect the second-kind paradox, or, at least, to estimate properly its role. Just such situation has developed at present around the well-known Hartman paradox [1]. As is known, it appears in quantum mechanics, in studying the temporal aspects of scattering a particle on an opaque potential barrier, as well as in classical electrodynamics, in solving the analogous problem for light waves to scatter on a dielectric layer in the case of a FTIR (see [2,3,4,5,6,7,8,9]). Both these theories predict saturation of the tunneling time in the case of increasing the barrier and layer widths, what violates the principles of relativity theory.

Lengthy debate about this unexpected result has been continued up to now, with no sign of reaching any agreement (see, e.g., the recent papers [10,11]). And, from our point of view, the main reason is that the Hartman paradox has not been considered by the most scientists as a "genuine" paradox, and that nobody has even put the above question of selecting that theory (quantum mechanics and classical electrodynamics, on the one hand, or relativity theory, on the other hand) which must be revised. All these theories have been considered as perfect ones.

In particular, nobody disputes at present the validity of the contemporary theory of waves to scatter on layered structures, including the contemporary quantum model of tunneling and analogous model in classical electrodynamics. Both the models are considered as examples of an exhaustive description of tunneling. A point of view is spread that the Hartman paradox is a real effect which simply needs a proper interpretation. Perhaps, the most prominent interpretation for its quantum analog was proposed in [9] (see also references therein), where it is stated that "... inside a barrier ... the wave packet behaves nonlocally" – particles of the corresponding ensemble pass through the barrier via tunneling of *virtual* particles.

Though such interpretation is ambiguous from the viewpoint of relativity theory, it agrees with the widespread idea by which there are no local hidden variables (LHVs) in the micro-world. This idea allows, in particular, the so-called quantum nonlocality to imply the existence of nonzero correlations between two events separated by a spatial-like interval. As is usually stated (see [9] and references therein), though there is a "spooky action at a distance" in this case, "the theory of special relativity may not be violated".

Of course, if the standard model of tunneling would deal with the tunneling of weird virtual "particles", the above statement would be acceptable. However, we deal with the tunneling of real particles, and therefore this statement sounds as incantation. A correct model of tunneling must not only declare that it respects relativity theory. It must also support this declaration by introducing the tunneling time concept which would indeed unambiguously obey the main principles of this theory. No other "theorem" could prove the agreement of any tunneling-time concept with relativity theory. Thus, the study [9] evidences in fact that at present there is no tunneling time concept, within the standard approach, which would describe correctly the quantum tunneling phenomena.

Moreover, we have to stress that the model of LHV, which was developed by Bell for description of Bohm's version of the EPR experiment [12], in the framework of probability theory, is not commonly accepted. As was stated (see review [13]), this classical-like model is *mathematically incorrect* from the viewpoint of classical probability theory, and the very fact of violation of Bell's inequality in experiments falsifies namely Bell's model, rather than the existence of LHV in Nature. This violation means simply that the probabilities entering this inequality, and hence a common LHV on which they depend by Bell's assumption, describe *mutually incompatible* statistical data; that is, they cannot belong to the same Kolmogorovian probability space (see [13,14,15] as well as [16]), as it is implicitly assumed by Bell.

In classical electrodynamics, to resort to the questionable notion of "quantum nonlocality" is improper a priori. But, again, the Hartman paradox is not treated here as a real conflict between classical

electrodynamics (with its contemporary model of tunneling) and relativity theory. For example, by the paper [11] the tunneling velocity can be associated only with the motion of the wave-packet's discontinuities. The Hartman paradox is considered here as a consequence of an improper application of methods of *nonstationary* electrodynamics *which itself is beyond doubt*. In the papers [6,9] the Hartman "effect" is qualified as a real effect to need only a proper interpretation.

The aim of this paper is to show that the Hartman paradox is not an interpretational problem or consequence of an incorrect use (or ignorance) of nonstationary electrodynamics. It is a genuine second-kind paradox to evidence that a correct definition of the velocity and time of propagation of a classical light wave through the dielectric layer is impossible in principle within the contemporary model of this process.

Note that the reason to lead to this paradox has been already pointed to in the papers [17,18]. Its essence is that there is no causal link between the incident and transmitted wave packets – neither the center of "mass", nor leading edge and any discontinuity of the incident wave packet transform into the corresponding points of the transmitted wave packet. Thus, the definition of the transmission (tunneling) time, which needs the knowledge of the time evolution of the transmitted wave packet (and its particular points) in all stages of scattering, is in principle impossible in this model. Ignorance of this requirement just leads to the Hartman paradox. And, in the first place, this concerns just nonstationary electrodynamics with its contemporary approach to the tunneling problem. So that a new model of tunneling, which would provide the description of the transmitted (and reflected) wave packet in all stages of scattering, is necessary.

In the case of the quantum-mechanical problem of tunneling such a model has been presented in [16,19,20,21]. In this paper a similar approach is developed by the example of the plane TE polarized light wave scattering on an uniform dielectric layer. We have to stress that the stationary scattering problem is considered here advisedly. In order to be universal, the tunneling time concept must not lead to the Hartman paradox both for a (localized) wave packet and for a (infinite) single plane wave (which has neither the center of "mass", nor leading edge and any discontinuity). In this case, by the velocity of the tunneling TE wave is meant the velocity of transferring its energy through the layer.

## 2 Scattering the plane TE polarized light wave on a dielectric layer: a new approach

### 2.1 Setting the problem

Let us consider two uniform nonmagnetic ( $\mu = 1$ ) dielectric media of dielectric permittivities  $\epsilon_0$  and  $\epsilon$ . The medium II, of refractive index  $n$  ( $n = \sqrt{\epsilon}$ ), fills the interval  $[0, d]$  on the axis  $OZ$ ; the background medium I, of refractive index  $n_0$  ( $n_0 = \sqrt{\epsilon_0}$ ), fills the spatial regions laying outside this interval;  $n, n_0 \geq 1$ ;  $n \neq n_0$ . We assume also that there are no dispersion and energy dissipation in both the media. Let the plane light TE wave fall from the left on the interface  $z = 0$ ; besides, let the wave vector lay in the plane  $YZ$ , and the angle between this vector and the axis  $OZ$  be  $\theta$ .

The standard solution to this problem is presented, for example, in the book [22]. Let us remind that, in this case, only one projection,  $E_x$ , of an electrical field and two projections,  $H_y$  and  $H_z$ , of a magnetic field are nonzero. Each of these three quantities obeys the wave equation. To exploit exhaustively the analogy between the optical and quantum-mechanical tunneling problems, the solution of this equation is searched-for in the complex form.

Since the structure investigated is nonuniform only in the  $z$ -direction, we have (see also [22])

$$E_x = U(x)e^{i\chi}, \quad H_y = V(x)e^{i\chi}, \quad H_z = W(x)e^{i\chi};$$

$$\chi = kn_{0,y}y - \omega t, \quad n_{0,y} = n_0 \sin \theta, \quad k = \omega/c;$$

$c$  is the speed of light in vacuum. If these complex solutions are known, then the above searched-for (real) projections of electrical and magnetic fields are simply  $\Re(Ue^{i\chi})$ ,  $\Re(Ve^{i\chi})$  and  $\Re(We^{i\chi})$ . For nonlinear characteristics – the energy density  $w$  and Poynting vector  $\mathbf{S}$  – of the TE wave to propagate in the medium of dielectric permittivity  $\epsilon$  we have

$$w = w^{(0)} + w^{(t)}, \quad \mathbf{S} = \mathbf{S}^{(0)} + \mathbf{S}^{(t)}, \quad (1)$$

$$w^{(0)} = \frac{1}{16\pi} (\epsilon|U|^2 + |V|^2 + |W|^2); \quad (2)$$

$$w^{(t)} = \frac{1}{16\pi} \Re [(\epsilon U^2 + V^2 + W^2) e^{2i\chi}]; \quad (3)$$

$$S_x^{(0)} = S_x^{(t)} = 0;$$

$$S_y^{(0)} = -\frac{c}{8\pi} \Re(U^* W); \quad S_y^{(t)} = -\frac{c}{8\pi} \Re(UW e^{2i\chi}); \quad (4)$$

$$S_z^{(0)} = \frac{c}{8\pi} \Re(U^* V); \quad S_z^{(t)} = \frac{c}{8\pi} \Re(UV e^{2i\chi}). \quad (5)$$

Since the functions  $V$  and  $W$  are connected to  $U$  by relations (see [22])

$$V(z) = -iU'(z)/k, \quad W(z) = -U(z)n_{0,y}, \quad (6)$$

for solving the problem at hand is sufficient to find the function  $U(z)$ ; hereinafter the prime denotes the derivative on  $z$ .

Outside and inside the interval  $[0, d]$ , the initial (three-dimensional) wave equation for a searched-for electric field is transformed into the corresponding one-dimensional equations for the function  $U(z)$ ,

$$U'' + k^2 n_{0,z}^2 U = 0, \quad U'' + k^2 (n^2 - n_{0,y}^2) U = 0; \quad (7)$$

where  $n_{0,z} = n_0 \cos \theta$ .

At the interfaces  $z = 0$  and  $z = d$  the function  $U(z)$  and its first derivative  $U'(z)$  must be continuous. This follows from the boundary conditions for the tangential projections  $E_x$ ,  $H_y$  and for orthogonal projection  $H_z$ , as well as from the relations (6).

Note that in the case of a plane (monochromatic) electromagnetic wave, the conservation law for the energy of electromagnetic field, which follows from the continuity equation

$$\frac{\partial w}{\partial t} + \nabla \mathbf{S} = 0,$$

must be also supplemented by the conservation law

$$S_z^{(0)} = \frac{c}{8\pi k} \Im(U^* U') = \text{const}. \quad (8)$$

This is the analogue of the conservation law for the probability current density in quantum stationary one-dimensional scattering problem.

Let us write down the solutions to Eqs. (7), for given boundary conditions, in the terms of the paper [21]. In the region  $z \leq 0$ , there are incident and reflected waves

$$U(z) = \exp(ikn_{0,z}z) + b_{out}(k) \exp(-ikn_{0,z}z); \quad (9)$$

in the region  $z > d$  there is a transmitted wave

$$U(z) = a_{out}(k) \exp[ikn_{0,z}(z - d)]; \quad (10)$$

inside the layer, for  $0 \leq z \leq d$ ,

$$U(z) = A_f G_1(x - z_c; k) + B_f G_2(z - z_c; k); \quad (11)$$

$$a_{out} = \frac{1}{2} \left( \frac{Q}{Q^*} - \frac{P}{P^*} \right), \quad b_{out} = -\frac{1}{2} \left( \frac{Q}{Q^*} + \frac{P}{P^*} \right);$$

$$A_f = -\frac{P^*}{\kappa} a_{out}, \quad B_f = \frac{Q^*}{\kappa} a_{out}; \quad z_c = \frac{d}{2};$$

$$Q = [G'_1(z) + ikG_1(z)]_{z=z_c}; \quad P = [G'_2(z) + ikG_2(z)]_{z=z_c};$$

if  $n_{0,y} \leq n$ , then

$$G_1 = \sin(\kappa z), \quad G_2 = \cos(\kappa z), \quad \kappa = k\sqrt{n^2 - n_{0,y}^2};$$

in the case of FTIR

$$G_1 = \sinh(\tilde{\kappa}z), \quad G_2 = \cosh(\tilde{\kappa}z), \quad \tilde{\kappa} = k\sqrt{n_{0,y}^2 - n^2}.$$

Here  $|a_{out}|^2 = T$  is the transmission coefficient,  $|b_{out}|^2 = R$  is the reflection coefficient;  $T + R = 1$ .

Taking into account the relations (6), for  $w^{(0)}$ ,  $S_y^{(0)}$  and  $S_z^{(0)}$  we obtain

$$\begin{aligned} w^{(0)}(z) &= \frac{1}{16\pi} \left[ (n^2 + n_{0,y}^2) |U(z)|^2 + \frac{|U'(z)|^2}{k^2} \right], \\ S_y^{(0)} &= \frac{cn_{0,y}}{8\pi} |U|^2, \quad S_z^{(0)} = \frac{c}{8\pi k} \Im(U^* U') = \frac{cn_{0,z}}{8\pi} T. \end{aligned} \quad (12)$$

## 2.2 The scattering TE wave as a superposition of the transmitting and reflecting TE waves

By analogue with the quantum mechanical stationary scattering problem [19,20,21], let us present the incident TE light wave  $\exp(ikn_{0,z}z)$  (see (9)) as the superposition of two incident TE waves with different amplitudes; one of them is joined causally at the point  $z_c$  with the transmitted TE wave (10) and another does with the reflected one (see (9)). The peculiarity of this "joining" procedure is that in the case of semitransparent dielectric layers there is no complex solution to Eqs. (7) for either subprocess, which would be continuous, at the point  $z = z_c$ , together with its first  $z$ -derivative and, at the same time, would have one incoming and one outgoing waves.

Therefore, to join the incoming and outgoing waves for either subprocess at the point  $z = z_c$ , with keeping the causal relationship between these waves, we weaken the above requirements of continuity. Namely, as in [19,20,21] we require the continuity of the transmitting and reflecting waves at the point  $z_c$ , as well as the continuity of the corresponding (time-independent) Poynting vectors. That is, for each subprocess we require the continuity of three real quantities, rather than four ones. In this case the first derivative on  $z$  of either complex "subprocess" solution is discontinuous at this point (nevertheless, the density of the energy flux is continuous!).

There exists a unique pair of functions  $U_{tr}(z)$  and  $U_{ref}(z)$  which obey these "joining" conditions as well as the condition

$$U_{tr}(z) + U_{ref}(z) = U(z).$$

For  $z \leq 0$

$$\begin{aligned} U_{tr}(z) &= A_{tr}^{in} \exp(ikn_{0,z}z), \\ U_{ref}(z) &= A_{ref}^{in} \exp(ikn_{0,z}z) + b_{out}(k) \exp(-ikn_{0,z}z); \end{aligned} \quad (13)$$

for  $0 \leq z \leq z_c$ ,

$$\begin{aligned} U_{tr}(z) &= D_{tr}G_1(z - z_c; k) + B_f G_2(z - z_c; k); \\ U_{ref}(z) &= D_{ref}G_1(z - z_c; k); \end{aligned} \quad (14)$$

for  $z > z_c$

$$U_{tr}(z) \equiv U(z), \quad U_{ref} \equiv 0; \quad (15)$$

$$D_{tr} = -\frac{PQ^*}{P^*Q} A_f, \quad D_{ref} = \frac{1}{\kappa} (PA_{ref}^{in} + P^*b_{out}); \quad (16)$$

$$A_{tr}^{in} = a_{out}(a_{out}^* - b_{out}^*), \quad A_{ref}^{in} = b_{out}^*(a_{out} + b_{out}). \quad (17)$$

We have to stress that the transmitting and reflecting TE waves possess the following properties. Firstly, not only  $A_{tr}^{in} + A_{ref}^{in} = 1$ , but also  $|A_{tr}^{in}|^2 + |A_{ref}^{in}|^2 = 1$ . Secondly, the reflecting TE wave does not cross the plane  $z = z_c$ . Thirdly, despite the fact that the derivative  $U'_{tr}(z)$  is discontinuous at the plane  $z = z_c$ , its absolute value  $|U'_{tr}(z)|$  is continuous at this plane, because

$$\begin{aligned} |U_{tr}(z_c - z)| &= |U_{tr}(z - z_c)|, \\ |U'_{tr}(z_c - z)| &= |U'_{tr}(z - z_c)|; \end{aligned} \quad (18)$$

these relations follow from the equality  $\Re(D_{tr}B_f^*) = \Re(A_fB_f^*)$  (see Exps. (11), (16)).

All this means that for the transmitting TE wave the real fields  $E_x^{tr}$  and  $H_y^{tr}$ , as well as the energy density  $w^{tr}$  and the Poynting vector  $\mathbf{S}^{tr}$ , are continuous at the plane  $z = z_c$ ;  $\mathbf{S}^{tr} = (0, S_y^{tr}, S_z^{tr})$ ,  $S_y^{tr} = cn_{0,y}|U_{tr}|^2/(8\pi)$ ,  $S_z^{tr} = S_z^{(0)}$ ;

$$w^{tr}(z) = \frac{1}{16\pi} \left[ (n^2 + n_{0,y}^2) |U_{tr}(z)|^2 + \frac{|U'_{tr}(z)|^2}{k^2} \right]. \quad (19)$$

However, the (real) projection  $H_z^{tr}$  is discontinuous at this plane.

### 2.3 Transmission (tunneling) and reflection times for the TE light wave

In this section we argue that all difficulties to arise within the framework of the conventional model of tunneling the light wave through a dielectric layer, in studying the temporal aspects of this process in the case of FTIR, are associated with the imperfectness of this model, rather than with the absence of a physically justified conception of the tunneling velocity. It is evident that the velocity of tunneling the TE light wave at a given spatial point must be defined as the velocity of the *energy* transfer. Of importance, in this case, is that this velocity must be known everywhere in the interval  $[0, d]$ .

In our approach this requirement is fulfilled – here the velocity of tunneling the plane light wave, at the point  $z$ , is introduced as the ratio of the  $z$ -th projection of the Poynting vector to the energy density at this point, both being defined by Exps. (19). By analogy with the standard approach [6, 17], hereinafter the transmission (tunneling) time, as that to characterize the energy transfer, will be referred to as the dwell time.

In the conventional approach, which does not imply any decomposition of the studied scattering process into the subprocesses of transmission and reflection, the problem of a correct use of the dwell time concept arises just at this stage. Indeed, on the one hand, the function  $U(z)$  (see (9)-(11)) describes the whole scattering process. On the other hand, though the projection  $S_z^{(0)}$  (12) of the Poynting vector corresponds to the function  $U(z)$ , it describes in fact only that portion of the wave's energy, which passes through the layer. This peculiarity of  $U(z)$  gives rise to confusions in introducing the dwell time in the conventional approach.

The definition of the dwell time,  $\tau_{dwell}$ , in which both the density of energy and the density of the energy flux describe the *whole* energy of the scattering electromagnetic wave has been done in [6, 17] –

$$\tau_{dwell} = \frac{1}{I_{inc}} \int_0^d w^{(0)}(z) dz, \quad I_{inc} = \frac{cn_{0,z}}{8\pi},$$

where  $I_{inc}$  is the density of the energy flux of the incident wave. This definition avoids the above mentioned confusion. However, the quantity  $\tau_{dwell}$  (to saturate with increasing the layer's width  $d$ ) describes the duration of scattering the light wave, without distinguishing the transmitted and reflected portions of its energy. That is, this characteristic time does not give the *tunneling* time.

Some authors (see references on the review [10]) introduce the quantity

$$t_{gS} = \frac{1}{S_z^{(0)}} \int_0^d w^{(0)}(z) dz \quad (20)$$

(see the formula (2.8) in [10]) which is treated as the "group tunneling time". Such definition does not lead to the Hartman paradox. However, this definition just creates confusion, because the physical meaning of the quantity  $t_{gS}$  is very ambiguous. Indeed, firstly, this quantity is not the *group* time, since

$t_{gS}$  describes a plane (strictly) monochromatic wave, rather than a wave packet. Secondly, it is not the *tunneling* time, because  $w^{(0)}(z)$  describes the whole electromagnetic wave, rather than its transmitted part only. Thus, the ratio  $S_z^{(0)}/w^{(0)}(z)$  is not the velocity (at the point  $z$ ) of the transmitting through the layer portion of the incident light wave, as it stated in these approaches (see [10]).

As regards the genuine "group tunneling time" which, by definition, characterizes the motion of the center of "mass" (CM) of the wave packet, the most appropriate candidate to this role, within the conventional approach, is the "phase" tunneling time (in the review [10] this quantity is denoted via  $\tau_S$  (see (2.5))). However  $\tau_S$  is the "asymptotic group tunneling time", since it is defined in terms of parameters to characterize the *transmitted* wave packet, rather than on the basis of the exact solution. That is, though  $\tau_S$  describes the motion of the wave-packet's CM, it does not represent the time of dwelling the CM of the transmitted wave packet *inside* the layer. This quantity characterizes the net effect of the layer on the wave-packet in the interval  $[z_1, z_2]$ , which contains the interval  $[0, d]$  and has width to be much greater than both the layer's width  $d$  and the wave-packet's width.

In our approach the projections  $v_y^{tr}(z)$  and  $v_z^{tr}(z)$  of the tunneling velocity are defined via the function  $U_{tr}(z)$ , rather than via  $U(z)$ :  $v_{y,z}^{tr}(z) = S_{y,z}^{tr}/w^{tr}(z)$ . Thus, the dwell time  $\tau_{dwell}^{tr}$  to describe the duration of the transmission of the light wave through the layer is defined as follows

$$\tau_{dwell}^{tr} = \int_0^d \frac{dz}{v_z^{tr}(z)} = \frac{1}{S_z^{tr}} \int_0^d w^{tr}(z) dz. \quad (21)$$

Note that  $w^{tr}(z_c - z) = w^{tr}(z - z_c)$  (this follows from the relations (18)). Though  $w^{(0)}(z)$  does not possess such a property, the equality  $\int_0^d w^{tr}(z) dz = \int_0^d w^{(0)}(z) dz$  holds, and, as a consequence,  $\tau_{dwell}^{tr} = t_{gS} = T\tau_{dwell}$ . In the final analysis, this is explained by the fact that  $|D_{tr}| = |A_f|$  (see (16)). However, equality between  $\tau_{dwell}^{tr}$  and  $t_{gS}$  has a purely formal character, because, as was said above,  $t_{gS}$  does not admit an unambiguous physical interpretation (see also Section 2.4).

With taking into account (9)-(11) and (13)-(17), for the transmission (tunneling) time we obtain the following expressions. For  $n_{0,y} \leq n$

$$\tau_{dwell}^{tr} = \frac{k^2}{4\kappa^3 cn_{0,z}} [(n^2 - n_0^2)n_{0,y}^2 \sin(2\kappa d) + 2n^2(n^2 + n_{0,z}^2 - n_{0,y}^2)\kappa d]; \quad (22)$$

for  $n_{0,y} > n$  (the case of FTIR)

$$\tau_{dwell}^{tr} = \frac{k^2}{4\tilde{\kappa}^3 cn_{0,z}} [(n_0^2 - n^2)n_{0,y}^2 \sinh(2\tilde{\kappa} d) - 2n^2(n^2 + n_{0,z}^2 - n_{0,y}^2)\tilde{\kappa} d]. \quad (23)$$

Figs. 1 and 2 show dependence  $\tau_{dwell}^{tr}/\tau_{free}$  on  $kd$  for the case when one medium is vacuum, and another is glass;  $\tau_{free} = d/c$ . As it follows from Exp. (23) (see also the curve 4 on Fig. 2 obtained for  $n_0 = 1, 5$  and  $n = 1$ ), under the conditions of FTIR ( $\theta > 41, 8^\circ$ ) this quantity exponentially increases when  $kd \rightarrow \infty$ , and, thus, the Hartman "effect" does not appear in this approach. Note that the transmission velocity does not exceed the velocity of light,  $c$ , in the case  $n_{0,y} \leq n$  too (see Fig. 1). As it follows from (22), in the limit  $kd \rightarrow \infty$

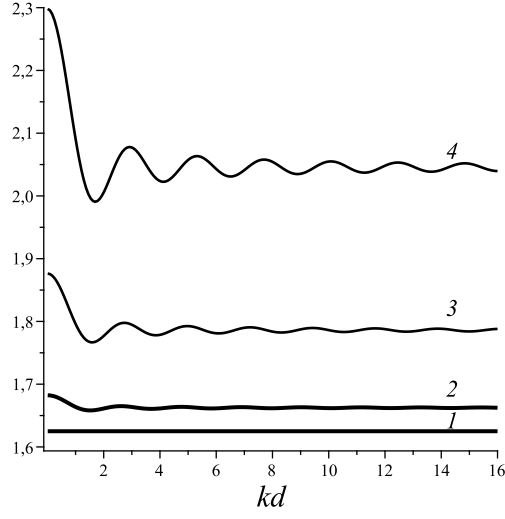
$$\frac{\tau_{dwell}^{tr}}{\tau_{free}} = \frac{\kappa^2 + k^2 n_{0,z}^2}{2\kappa k n_{0,z}} \cdot \frac{n^2}{\sqrt{n^2 - n_{0,y}^2}} \geq 1.$$

It should be stressed however that the quantity  $\tau_{dwell}^{tr}$  does not yield a full information about the velocity of propagation of the TE wave inside the layer, since  $\tau_{dwell}^{tr}$  depends only on the  $z$ -projection  $v_z^{tr}$ . Therefore a further detailed analysis of this question is necessary (see Section 2.4).

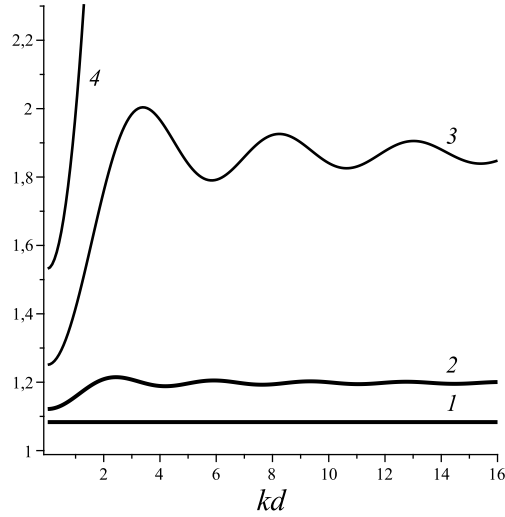
The dwell time  $\tau_{dwell}^{ref}$  for the reflected light wave is introduced in a similar way –

$$\tau_{dwell}^{ref} = \frac{1}{S_z^{ref}} \int_0^{z_c} w^{ref}(z) dz; \quad S_z^{ref} = \frac{cn_{0,z}}{8\pi} R,$$

$$w^{ref}(z) = \frac{1}{16\pi} \left[ (n^2 + n_{0,y}^2) |U_{ref}(z)|^2 + \frac{|U'_{ref}(z)|^2}{k^2} \right].$$



**Fig. 1** The dependence of  $\tau_{dwell}^{tr}/\tau_{free}$  on  $kd$  for  $n_0 = 1$  and  $n = 1, 5$ : (1)  $\theta = 0^\circ$ ; (2)  $\theta = 15^\circ$ ; (3)  $\theta = 30^\circ$ ; (4)  $\theta = 45^\circ$ .



**Fig. 2** The dependence of  $\tau_{dwell}^{tr}/\tau_{free}$  on  $kd$  for  $n_0 = 1, 5$  and  $n = 1$ ; the values of the angle  $\theta$  are the same as for Fig. 1.

For  $n_{0,y} \leq n$ , with taking into account of Exps. (13)-(17), we obtain

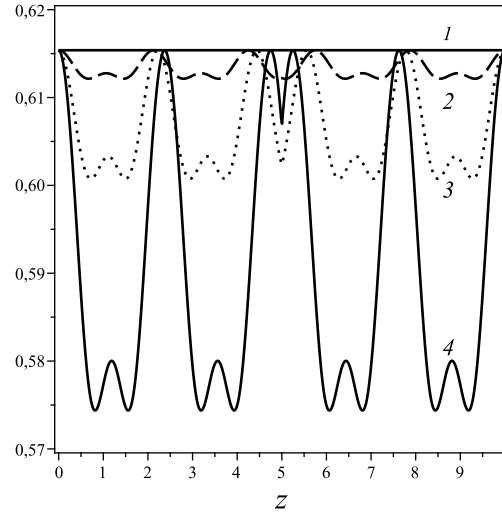
$$\tau_{dwell}^{ref} = \frac{2n_{0,z}}{c\kappa} \frac{n^2\kappa d - n_{0,y}^2 \sin(\kappa d)}{(n^2 - n_0^2) \cos(\kappa d) + n^2 + n_{0,z}^2 - n_{0,y}^2}; \quad (24)$$

for  $n_{0,y} > n$  (FTIR)

$$\tau_{dwell}^{ref} = \frac{2n_{0,z}}{c\tilde{\kappa}} \frac{n_{0,y}^2 \sinh(\tilde{\kappa} d) - n^2 \tilde{\kappa} d}{(n_0^2 - n^2) \cosh(\tilde{\kappa} d) - (n^2 + n_{0,z}^2 - n_{0,y}^2)}.$$

From Exps. (24) it follows that under the conditions of FTIR the function  $\tau_{dwell}^{ref}(d)$  saturates in the limit  $d \rightarrow \infty$ . However, this fact does not say that we deal with the Hartman effect, because the reflection time depends not only on the velocity of the TE wave, but also on the depth of its penetration into





**Fig. 3** The dependence  $v^{tr}/c$  on  $z$  for  $n_0 = 1$  and  $n = 1, 5$ ;  $kd = 10$ ; the values of the angle  $\theta$  are the same as for Fig. 1.

the layer. The above fact means simply that in the case of FTIR this depth tends to some fixed value when  $d \rightarrow \infty$ .

#### 2.4 The velocity of the energy propagation for the transmitting TE wave

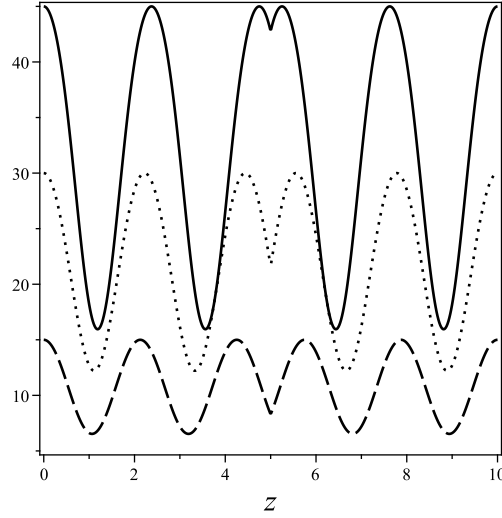
A detailed analysis of the velocity of the energy transfer for the light wave to pass through the layer has been carried out by the example of the above two media – vacuum and glass. Figs. 3-5 present numerical results obtained for the case when the interval  $[0, d]$  is filled with glass. Fig. 3 shows the function  $v^{tr}(z) = \sqrt{(v_y^{tr})^2 + (v_z^{tr})^2}$  – the absolute value of the velocity of the TE wave to pass through the layer. Fig. 4 displays the corresponding dependence of the angle  $\Theta$  ( $\Theta = \arctan(S_y^{tr}/S_z^{tr})$ ) to characterize the direction of propagation of the transmitting TE wave.

As is seen from Figs. 3 and 4, both the functions –  $v^{tr}(z)$  and  $\Theta(z)$  – reach their maximal values on the set of points, which includes the boundary points  $z = 0$  and  $z = d$ . When  $\theta$  increases, these functions vary more rapidly. In this case,  $\Theta(z) \leq \theta$  for  $n_0 < n$ .

It should be noted that the refraction angle to characterize the plane light wave to scatter on the interface of two uniform *semi-infinite* media does not appear in the problem considered, where the second uniform medium fills the layer of *finite* width. One may only say that the function  $\Theta(z)$  oscillates inside the layer around the value which is approximately equal to this refraction angle.

In the limit  $\theta \rightarrow 90^\circ$  the values of the function  $v^{tr}(z)$  tend to zero at the points of minimum. This is seen from the numerical results displayed on Fig. 3, as well as on Fig. 5, where, in addition to  $v^{tr}(z)$ , we present also the function  $v^{full}(z)$  ( $v^{full}(z) = \sqrt{(v_y^{full})^2 + (v_z^{full})^2}$ );  $v_z^{full}(z) = S_z^{(0)}/w^{(0)}(z)$ ). At the point  $z = 0$  this function like  $v^{tr}(z)$  is discontinuous, but its discontinuity is so small in this case that it is indistinguishable on the figure.

Fig. 5 shows explicitly the principal difference between the behaviour of the functions  $v^{tr}(z)$  and  $v^{full}(z)$  near the physically equivalent interfaces  $z = 0$  and  $z = d$ . This fact presents one more argument in favour of our approach. Indeed, in the case of the studied symmetrical structure, with uniform media, dissymmetric points equally removed, on each side, from the symmetry plane  $z = z_c$  are physically equivalent. This means that, apart from the above agreement with relativity theory, a physically correct concept of the tunneling velocity must obey one more important requirement – the  $z$ -dependence of this quantity must represent the even function with respect to this symmetry plane.



**Fig. 4** The dependence of the angle  $\Theta$  on  $z$  for the same parameters as for Fig. 3.

In particular, the reflecting light wave to exist only in one half of the interval  $[0, d]$  must not affect the value of the *tunneling* velocity.

As it follows from the relations (18),

$$v_z^{tr}(z_c - z) = v_z^{tr}(z - z_c), \quad v_y^{tr}(z_c - z) = v_y^{tr}(z - z_c).$$

At the same time the "velocity"  $v_z^{full}(z)$  to underlie the definition of the "group tunneling time" (20), does not obey this requirement! That is, though the functions  $v_z^{tr}(z)$  and  $v_z^{full}(z)$  lead to mathematically equivalent expressions to have the dimension of time, their physical contents differ cardinally. Namely,  $v_z^{tr}$  is indeed the tunneling time, while  $v_z^{full}(z)$  has no physical sense.

Note that  $v^{tr}(z) = c/n_0$  outside the interval  $[0, d]$ . Inside this interval the function  $v^{tr}(z)$  behaves in more complex manner, however its values do not exceed there the limiting velocity  $c$ . For  $n > n_0$  the velocity  $v^{tr}(z)$  takes its maximal value at those points  $z$  where  $\sin(\kappa z) = 0$ . This set is always nonempty, as it contains the boundary points  $z = 0$  and  $z = d$ . At any point of this set

$$v^{tr} = v_{max}^{(1)} = \frac{c}{n} \cdot \frac{2n_0 n}{n_0^2 + n^2} < \frac{c}{n}.$$

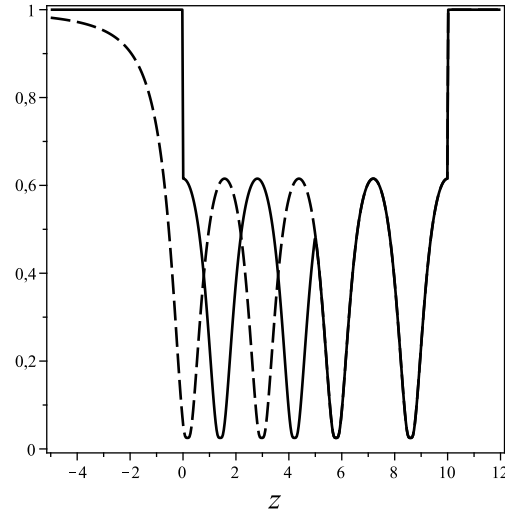
Figs. 6-8 present numerical results for the case when glass and vacuum trade places. Figs. 6 and 7 show, respectively, the functions  $v^{tr}(z)$  and  $\Theta(z)$ , and Fig. 8 presents the functions  $v_z^{tr}(z)$  and  $v_z^{full}(z)$  for their comparison in the case of FTIR ( $n < n_{0,y}$ ).

For  $n_0 > n \geq n_{0,y}$  the velocity  $v^{tr}$  is maximal at those points  $z$  where  $\cos(\kappa z) = 0$ :

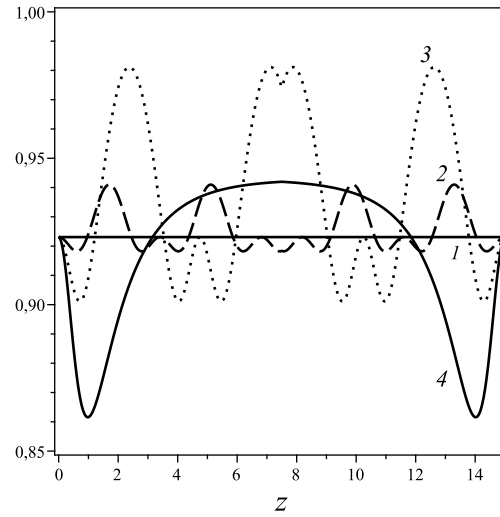
$$v^{tr} = v_{max}^{(2)} = \frac{c}{n} \cdot \frac{2k^2 n_{0,z} n \sqrt{\kappa^4 + k^4 n_{0,y}^2 n_{0,z}^2}}{k^4 n_{0,z}^2 n^2 + (\kappa^4 + k^4 n_{0,y}^2 n_{0,z}^2)} \leq \frac{c}{n}.$$

If  $n = n_{0,y}$ , then the function  $v^{tr}(z)$  reaches the maximal value  $c/n$  at the point  $z = z_c$ . This is the only case when the velocity of light, in the medium fitting the interval  $[0, d]$ , approaches its velocity in this medium, but fitting the whole infinite space.

Under the conditions of FTIR the maximal value of the function  $v^{tr}(z_c)$  diminishes when the angle  $\theta$  increases; for  $\theta$  to exceed some critical value, the function  $v^{tr}(z)$  reaches its maximal value  $v_{max}^{(1)}$  at the boundary points  $z = 0$  and  $z = d$ . As regards the point  $z_c$ , in the limit  $\theta \rightarrow 90^\circ$ ,  $v^{tr}(z_c) = c/n_0$  (see Fig. 8). For the function  $\Theta(z)$ , when  $n_0 > n$ , the inequality  $\Theta(z) \geq \theta$  holds.



**Fig. 5** The functions  $v^{tr}(z)/c$  (firm line) and  $v^{full}(z)/c$  (dashed line) for  $\theta = 89,1^\circ$ ; the values of remaining parameters are the same as for Fig. 3.

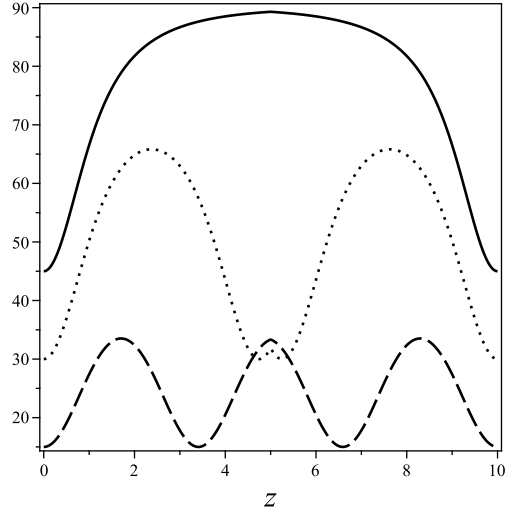


**Fig. 6** The dependence of  $v^{tr}$  on  $z$  for  $n_0 = 1,5$  and  $n = 1$ ;  $kd = 10$ ; the values of the angle  $\theta$  are the same as for Fig. 1.

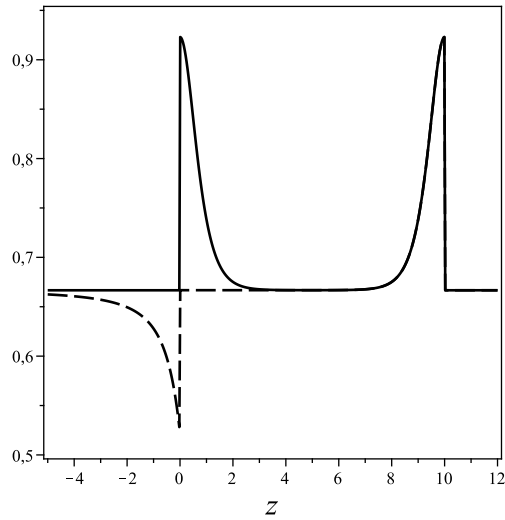
### 3 Conclusion

A new approach to the stationary problem of scattering the plane TE polarized light wave on the uniform dielectric layer has been developed. This approach represents this scattering process as that consisting of two subprocesses – transmission of some portion of the scattering light wave trough the layer and reflection off the layer of the remaining portion of this wave. It is shown that the scattering light wave can be uniquely presented as the superposition of two waves – transmitting and reflecting. Unlike the original scattering wave either of these two ("subprocess's") light waves possesses one incoming wave and one outgoing wave, which are causally joined on the plane  $z_c$  – the symmetry plane of the studied structure.

The energy density and the density of the energy flux of each ("subprocess's") wave, as well as a (real) electrical field and the  $y$ -th projection of the (real) magnetic field are continuous at this point. However the  $z$ -th projection of a magnetic field for either process is discontinuous here.



**Fig. 7** The dependence of the angle  $\Theta$  on  $z$  for the same parameters as for Fig. 6.



**Fig. 8** The functions  $v^{tr}(z)/c$  (firm line) and  $v^{full}(z)/c$  (dashed line) for  $\theta = 89,1^\circ$ ; the values of remaining parameters are the same as for Fig. 6.

It is shown that the concept of the transmission (tunneling) velocity, as the velocity of transferring the energy of the plane light wave through the layer – the ratio of the time average of the  $z$ -th projection of the density of the energy flux to that of the energy density – does not lead to the Hartman paradox in the case of FTIR. Moreover, in our approach, the symmetry of the studied structure is reflected in the definition of the transmission (tunneling) velocity to represent the even function of  $z - z_c$ . On the basis of this concept of the tunneling velocity the explicit expressions for the transmission and reflections times were derived.

This work was supported (in part) by Russian Science and Innovations Federal Agency under contract No 02.740.11.0238 as well as by the Programm of supporting the leading scientific schools of RF (grant No 3558.2010.2).

---

## References

## References

1. T.E. Hartman, J. Appl. Phys. 33, 3427 (1962).
2. V.S. Olkhovsky, E. Recami and G. Salesi, Europhys. Lett. 57, 879 (2002).
3. H.G. Winful, Phys. Rev. Lett. 91, 260401 (2003).
4. V.S. Olkhovsky, V. Petrillo and A.K. Zaichenko, Phys. Rev. A. 70, 034103 (2004).
5. V.S. Olkhovsky, E. Recami, J. Jakiel, Physics Reports 398, 133 (2004).
6. H.G. Winful, Physics Reports 436, 1 (2006).
7. E. Recami and M. Zamboni-Rached, Localized Waves: A Review. In: Hawkes, P. W. (ed.) Advances in Imaging and Electron Physics, San Diego, Academic Press (2009), vol. 156, p. 235.
8. J.T. Lunardi and L.A. Manzoni, Phys. Rev. A. 76, 042111 (2007).
9. G. Nimtz, Found. Phys. 41, 1193 (2011).
10. Shvartsburg A B "Tunneling of electromagnetic waves: paradoxes and prospects" Phys. Usp. 50 3751 (2007)
11. Davidovich M V "On the Hartman paradox, electromagnetic wave tunneling, and supraluminal velocities (comment on "Tunneling of electromagnetic waves: paradoxes and prospects" by A B Shvartsburg)" Phys. Usp. 52 415 (2009)
12. A. Einstein, B. Podolsky, N. Rosen, Phys. Rev. 47, 777 (1935).
13. A.Yu. Khrennikov, Theor. and Math. Phys. 157, 99 (2008).
14. Accardi, L.: Dialogs on Quantum Mechanics. Moscow, (2004) 447 p
15. A.Yu. Khrennikov, Contextual approach to quantum formalism, Springer (2009), p. 353.
16. N.L. Chuprikov, Found. Phys. DOI: 10.1007/s10701-011-9564-1.
17. M. Buttiker and R. Landauer, Phys. Rev. Lett. 49, 1739 (1982).
18. R. Landauer and Th. Martin, Rev. Mod. Phys. 66, 217 (1994).
19. N.L. Chuprikov, Russian Physics Journal 49, 119 (2006).
20. N.L. Chuprikov, Russian Physics Journal 49, 314 (2006).
21. N.L. Chuprikov, Vestnik of Samara State University. Natural Science Series 67, No 8/1, 625 (2008).
22. M. Born, E. Volf, Principles of Optics, Pregamon Press, Oxford-London-Edinburg-New York, (1964) . 721.
23. M. Buttiker, Phys. Rev. B. 27, 6178 (1983).