



Measurement of the Underlying Event Activity at the LHC with $\sqrt{s} = 7$ TeV and Comparison with $\sqrt{s} = 0.9$ TeV

The CMS Collaboration*

Abstract

A measurement of the underlying activity in scattering processes with a hard scale in the several GeV region is performed in proton-proton collisions at $\sqrt{s} = 0.9$ and 7 TeV, using data collected by the CMS experiment at the LHC. The production of charged particles with pseudorapidity $|\eta| < 2$ and transverse momentum $p_T > 0.5 \text{ GeV}/c$ is studied in the azimuthal region transverse to that of the leading set of charged particles forming a track-jet. A significant growth of the average multiplicity and scalar- p_T sum of the particles in the transverse region is observed with increasing p_T of the leading track-jet, followed by a much slower rise above a few GeV/c. For track-jet p_T larger than a few GeV/c, the activity in the transverse region is approximately doubled with a centre-of-mass energy increase from 0.9 to 7 TeV. Predictions of several QCD-inspired models as implemented in PYTHIA are compared to the data.

Submitted to the Journal of High Energy Physics

*See Appendix A for the list of collaboration members

1 Introduction

In hadron-hadron scatterings, the “underlying event” (UE) is defined, in the presence of a hard parton-parton scattering with large transverse momentum transfer, as any hadronic activity that is additional to what can be attributed to the hadronization of partons involved in the hard scatter and to related initial and final state QCD radiation. The UE activity is thus attributed to the hadronization of partonic constituents that have undergone multiple parton interactions (MPI), as well as to beam-beam remnants, concentrated along the beam direction. Good understanding of UE properties is important for precision measurements of standard model processes and the search for new physics at high energy. Examples are the determination of the losses of events due to isolation criteria in lepton identification, or the computation of reconstruction efficiency for processes like $H \rightarrow \gamma\gamma$ where the vertex is given by the underlying event.

The first measurement of UE activity at the LHC, with proton-proton centre-of-mass energy $\sqrt{s} = 0.9$ TeV, has been published by CMS [1]. The present paper, which follows the same analysis procedure, reports on a measurement at $\sqrt{s} = 7$ TeV; new measurements at 0.9 TeV are also reported, with an event sample 30 times larger than that in Ref. [1]. In this paper all measurements are fully corrected for detector effects. Details are given below. The ATLAS collaboration has reported on measurements at $\sqrt{s} = 0.9$ and 7 TeV [2], using slightly different analysis procedures.

The UE activity at a given centre-of-mass energy is expected to increase with the hard scale in the interaction. Events with a harder scale are indeed expected to correspond, on average, to interactions with a smaller impact parameter, a feature which in turn should enhance MPI [3, 4]. This increased activity is observed to reach a plateau for high scales, corresponding to an MPI “saturation” effect for impact parameters selected by a sufficiently hard leading interaction. Conversely, for events with the same hard scale but taken at different values of the centre-of-mass energy, MPI activity is expected to increase with \sqrt{s} [3, 4]. The present analysis is focused on measurements that can contribute to the understanding of the UE dynamics, through the comparison of events at the same \sqrt{s} but with different hard scales, and the comparison of data with the same hard scale but with different values of \sqrt{s} .

To study the UE, it is convenient to refer to the difference in azimuthal angle, $\Delta\phi$, between the projections onto the plane perpendicular to the beam of the directions of the hard scatter and of any hadron in the event. With this method, the UE activity is made manifest in the “transverse” region with $60^\circ < |\Delta\phi| < 120^\circ$, even though it cannot in principle be uniquely separated from initial and final state radiation. In this paper, the direction of the hard scatter is identified with that of the leading “track-jet”, i.e. the object with largest transverse momentum, p_T , formed using a jet algorithm applied to reconstructed tracks of particles above some minimum p_T value in the event. The leading track-jet p_T is taken as defining the hard scale in the event. An advantage of using a track-jet as a reference is that it is an experimentally well-defined object, essentially free from pileup effects. No attempt is made to refer to the corresponding parton-level objects, as this would result in additional model uncertainties. However, the track-jet is much closer to the parton-level object than the leading track. Finally, in the few GeV/ c region, the value of the track-jet p_T is better defined and more stable than for calorimeter based jets, which suffer from large fluctuations.

The UE dynamics are studied through the comparison with data of models implemented in Monte Carlo (MC) simulations adopting MPI. The predictions of the models without MPI fail to reproduce the evolution of the UE observables with the scale of the interaction and with the centre-of-mass energy [5]. The predictions for inelastic events are provided here by sev-

eral tunes of the PYTHIA program, versions 6.420 [3, 6] and 8.145 [7, 8]. The pre-LHC D6T tune [9, 10] of PYTHIA6, which describes the lower energy UA5 and Tevatron data, is a widely used reference that will also be used for the present analysis. The tunes DW [10] and CW [1], which were found to describe best the data at 0.9 TeV [1], will be discussed for the present 7 TeV data. The new PYTHIA6 tune, Z1 [11], includes p_T ordering of parton showers and the new PYTHIA MPI model [12]. It implements the results of the Professor tunes [13] considering the fragmentation and the color reconnection parameters of the AMBT1 tune [14]; preliminary CMS UE results at 7 TeV have been used to tune the parameters governing the value and the \sqrt{s} dependence of the transverse momentum cutoff that in PYTHIA regularizes the divergence of the leading order scattering amplitude as the final state parton transverse momentum \hat{p}_T approaches 0. The tune Z2 is similar to Z1, except for the transverse momentum cutoff at the nominal energy of $\sqrt{s_0} = 1.8$ TeV which is decreased by 0.1 GeV/ c . PYTHIA8 also uses the new PYTHIA MPI model, which is interleaved with parton showering. The new PYTHIA8 version 4C [15] has also been tuned to the early LHC data. The PYTHIA8 model includes soft and hard diffraction [16], whereas only soft diffraction is included in PYTHIA6; the precise description of diffraction is, however, of little relevance for the present analyses since it has been checked that the diffractive contributions are strongly suppressed by the trigger and event selection requirements, especially for large p_T values of the leading track-jet. The parton distribution functions (PDF) used to describe the protons are the CTEQ6L1 set [17] for D6T, Z2 and 4C, and CTEQ5L [18] for the other simulations.

The outline of the paper is as follows. Section 2 presents experimental details: brief detector description, data samples, event and track selection, track-jet reconstruction, unfolding procedure and systematic uncertainties. Section 3 presents results on the transverse region dynamics: hard-scale dependence and particle spectra at $\sqrt{s} = 7$ TeV, and centre-of-mass energy dependence of the transverse region dynamics. Section 4 summarizes the main results of the study and draws conclusions.

2 Experimental Details

A description of the CMS detector can be found in Ref. [19]. The coordinate system has the origin at the nominal interaction point. The z axis is parallel to the anticlockwise beam direction; it defines the polar angle θ and the pseudorapidity $\eta = -\ln(\tan(\theta/2))$. The azimuthal angle ϕ is measured in the plane transverse to the beam, from the direction pointing to the centre of the LHC ring toward the upward direction. The pixel and silicon strip tracker, immersed in the uniform 3.8 T magnetic field provided by a 6 m diameter superconducting solenoid, measures charged particle trajectories in the pseudorapidity range $|\eta| < 2.5$. The p_T resolution for 1 GeV/ c charged particles is between 0.7% at $\eta = 0$ and 2% at $|\eta| = 2.5$.

For this analysis, the same selection conditions apply to events and tracks at 0.9 and 7 TeV; these conditions are very similar to those at 0.9 TeV in Ref. [1]. Minimum bias events are triggered by requiring activity in both Beam Scintillator Counters (BSC) [19, 20], in coincidence with signals from both beams in the Beam Pick-up Timing for eXperiments (BPTX) devices [19, 21]; low- p_T track-jets are recorded with a prescaled minimum bias trigger. At 7 TeV, in order to enhance the acquisition of events with a harder scale and reduce statistical fluctuations, the analysis also uses single-jet triggers.

Selected events are required to contain one and only one primary vertex, reconstructed in fits with more than four degrees of freedom, with a z coordinate within 10 cm of the centre of the 4 cm-wide beam collision region. Rejecting events with more than one primary vertex does not bias the final results, as was checked by comparing data with different pileup conditions, taken

Table 1: Number of selected events and corresponding number of selected tracks, for three values of minimum track-jet p_T and for both $\sqrt{s} = 0.9$ and 7 TeV.

leading track-jet $p_T >$	$\sqrt{s} = 7$ TeV			$\sqrt{s} = 0.9$ TeV		
	1 GeV/c	3 GeV/c	20 GeV/c	1 GeV/c	3 GeV/c	20 GeV/c
No. selected events ($\times 10^3$)	18 543	6 674	19	5 140	783	0.25
No. selected tracks ($\times 10^3$)	202 952	120 945	638	33 743	9 001	5.8

at low and high instantaneous luminosities.

Selected events are also required to contain a track-jet with $p_T > 1$ GeV/c, reconstructed with pseudorapidity $|\eta| < 2$. Track-jets are defined using the SIScone algorithm [22] as implemented in the FastJet package [23] with a clustering radius $R = \sqrt{(\Delta\phi)^2 + (\Delta\eta)^2} = 0.5$. Charged particles reconstructed in the tracker with $p_T > 0.5$ GeV/c and $|\eta| < 2.5$ are used to define the track-jet; this η range is wider than that used for the UE analysis ($|\eta| < 2$) in order to avoid a kinematic bias.

A track is selected for the UE analysis if it is consistent with the primary vertex and is reconstructed in the pixel and silicon strip tracker with transverse momentum $p_T > 0.5$ GeV/c and pseudorapidity $|\eta| < 2$. A high-purity reconstruction algorithm is used, which keeps low levels of misreconstructed and poorly reconstructed tracks [24]. To decrease contamination by secondary tracks from decays of long-lived particles and photon conversions, the distance of closest approach between the track and the primary vertex is required to be less than three times its (significantly non-Gaussian) estimated uncertainty, both in the transverse plane and along the z-axis; the uncertainty in the vertex position is also taken into account. Poorly measured tracks are removed by requiring $\sigma(p_T)/p_T < 5\%$, where $\sigma(p_T)$ is the uncertainty on the p_T measurement. In the selected track sample with $|\eta| < 2$, these selections result in a background level of 3% : 1% from K_S^0 and Λ^0 decay products and 2% from combinatorial background, as estimated using MC simulations. The number of selected events at both centre-of-mass energies, for track-jet $p_T > 1, 3,$ and 20 GeV/c, and the corresponding number of selected tracks are given in Table 1.

The distributions presented below are fully corrected for detector effects. An iterative unfolding technique [25] is used, except for some cases that will be detailed below. The PYTHIA6 MC with Z2 tune was used to correct the experimental distributions, while Z1, D6T and the default configuration of PYTHIA 8.135 (“tune 1”) were used for cross-checks and systematic uncertainty estimates. The detector response was simulated in detail using the GEANT4 package [26], and simulated events were processed and reconstructed in the same manner as collision data. The simulations were found to give a very good description of all features related to detector performance that are relevant to this analysis. The unfolding procedure was tested using MC events, by comparing the genuine distributions for generated hadrons with the distributions obtained, after unfolding, from reconstructed tracks.

Systematic uncertainties on the corrected data have been studied in detail. They correspond essentially to the uncertainties described in [1] taking into account the progress reported in Ref. [24]. They include the implementation in the simulation of vertex and track selection criteria, tracker alignment and tracker material content, background contamination from K_S^0 and Λ^0 production, trigger conditions, run-to-run variations of tracker and beam conditions, including the effect of pileup, and the effect of limited samples.

Using as MC input the Z1 simulation, which gives the best description of data, unfolding pro-

cedures were performed using both the Z2 and tune 1 models; the maximum discrepancies with the MC input were taken as systematic uncertainties.

Systematic uncertainties are largely independent of one another, but they are correlated among data points in each experimental distribution. They are added in quadrature to statistical uncertainties and represented in all figures.

3 Underlying Event in the Transverse Region

The hadronic activity at 7 TeV in the transverse region, for charged particles with $p_T > 0.5 \text{ GeV}/c$, $|\eta| < 2$, and $60^\circ < |\Delta\phi| < 120^\circ$, is first presented as a function of the leading track-jet p_T (Section 3.1). Multiplicity and transverse momentum distributions are then reported for two minimal values, 3 and 20 GeV/c , of the leading track-jet p_T (Section 3.2). Results at the two centre-of-mass energies, $\sqrt{s} = 0.9$ and 7 TeV, are finally compared (Section 3.3). Predictions from the various PYTHIA models are compared to the corrected data.

3.1 Hard-scale dependence

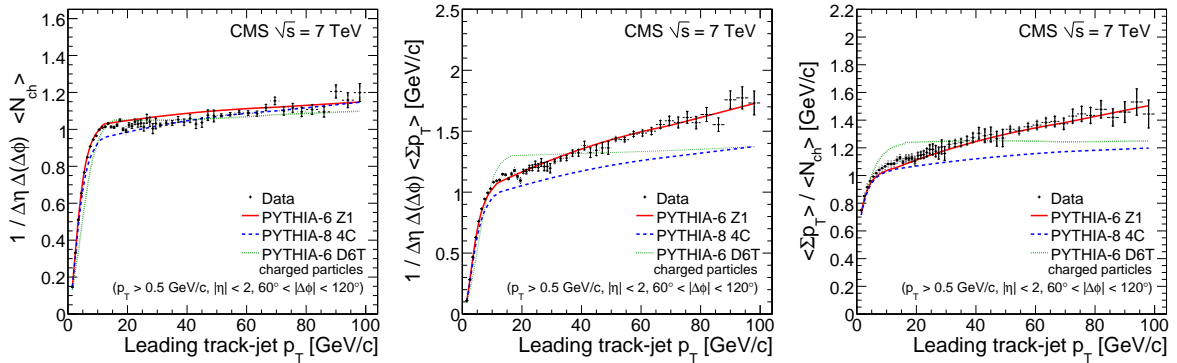


Figure 1: Fully corrected measurements of charged particles with $p_T > 0.5 \text{ GeV}/c$ and $|\eta| < 2$ in the transverse region, $60^\circ < |\Delta\phi| < 120^\circ$, as a function of the p_T of the leading track-jet: (left) average multiplicity per unit of pseudorapidity and per radian; (centre) average scalar Σp_T per unit of pseudorapidity and per radian; (right) ratio of the average scalar Σp_T and the average multiplicity. Predictions of three PYTHIA tunes are compared to the data.

Figure 1 presents the average multiplicity and the average scalar momentum sum in the transverse region, as a function of the leading track-jet p_T . For these distributions, full unfolding was performed in both the track-jet p_T and the studied variable, for leading track-jet p_T up to 20 GeV/c . Bin-by-bin corrections were used at higher values of the leading track-jet p_T where the p_T dependence of the studied variables is small.

The horizontal error bars indicate the bin size; the vertical inner error bars indicate the statistical uncertainties affecting the measurements; the outer error bars represent the statistical and systematic uncertainties added in quadrature; statistical uncertainties dominate at large values of the hard scale. The same conventions and considerations apply throughout this paper.

Two components are visible for both observables in Fig. 1: a fast rise for $p_T \lesssim 8 \text{ GeV}/c$, attributed mainly to the increase of MPI activity, followed by a plateau-like region with nearly constant average number of selected particles and a slow increase of Σp_T . A similar structure is observed at 0.9 TeV (see Ref. [1] and Fig. 5 below), the fast rise being limited in that case to the

region with leading track-jet $p_T \lesssim 4 \text{ GeV}/c$. All PYTHIA models predict such a distinct change of the amount of activity in the transverse region as a function of the leading track-jet p_T .

These evolutions result in a slow but continuous increase of the average p_T of the selected particles for leading track-jet p_T above a few GeV/c . This is observed in Fig. 1 (right plot), which is obtained from the ratio of the two profile distributions, with the relative uncertainties conservatively summed in quadrature. (A similar behaviour of the ratio can be deduced at 0.9 TeV).

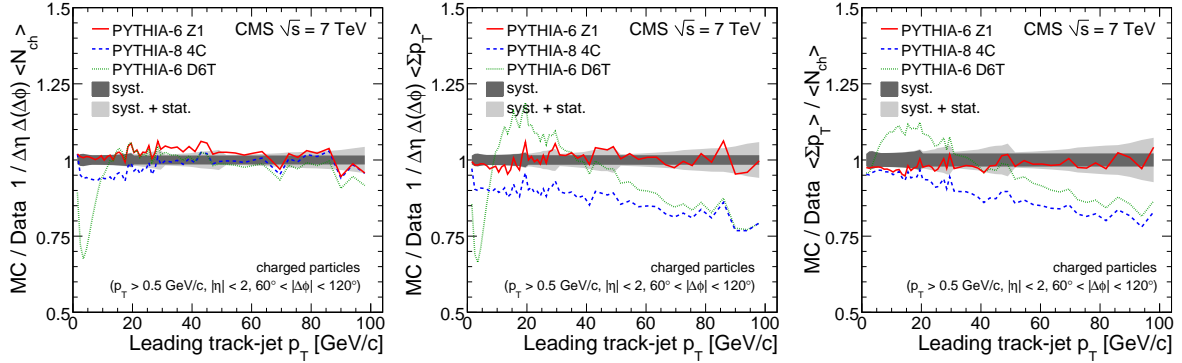


Figure 2: Ratios, as a function of the leading track-jet p_T , of three MC predictions to the fully corrected measurements of charged particles with $p_T > 0.5 \text{ GeV}/c$ and $|\eta| < 2$ in the transverse region, $60^\circ < |\Delta\phi| < 120^\circ$ (cf. Fig. 1): (left) average multiplicity; (centre) average scalar $\sum p_T$; (right) ratio of the average scalar $\sum p_T$ and the average multiplicity. The inner bands correspond to the systematic uncertainties and the outer bands to the total experimental uncertainties (statistical and systematic uncertainties added in quadrature).

The information on the quality of the data description by the different models is summarized in Fig. 2, which presents the ratio of the MC predictions to the measurements for the observables shown in Fig. 1. Statistical fluctuations in the data induce correlated fluctuations for the various MC/data ratios. Variations in the error bands are related to the unfolding procedures, and to the different sets of data collected with different triggers.

The description provided by Z1 is very good for both the average multiplicity and the average scalar momentum sum, over the full leading track-jet p_T range. For the PYTHIA8 4C tune, in the region with track-jet $p_T < 20 \text{ GeV}/c$ the predictions are below the data by 5% (10%) for the average charged multiplicity (average scalar $\sum p_T$); for larger track-jet p_T values, the average charged multiplicity is well described but the average $\sum p_T$ is increasingly underestimated, by up to 20%. This confirms observations reported in Ref. [27]. The predictions of the Z2 tune (not shown in this paper) reveal similar trends as for PYTHIA8 4C with, however, a more uniform and more limited underestimate ($\lesssim 10\%$) of the average $\sum p_T$.

As illustrated by D6T, the predictions of older PYTHIA6 tunes are significantly below the data in the region characterized by the fast rise of the observables (track-jet $p_T \lesssim 8 \text{ GeV}/c$); in the “saturation” region, tune D6T provides a good description of the average multiplicity but the average $\sum p_T$ is largely underestimated for track-jet $p_T > 40 \text{ GeV}/c$. In this region, DW predictions are lower than for D6T, and CW even lower, which reflects the different values of the cutoff transverse momentum and its \sqrt{s} dependence [1] (CW and the DW predictions are not shown in this paper).

The comparison with data of the MC predictions for the ratio of the average $\sum p_T$ and the average multiplicity is shown in Fig. 2 (right). The absolute value is described within 5% and the

hard-scale dependence is well described by Z1. The PYTHIA8 4C and Z2 predictions agree with Z1 in the rising region, but the normalization is up to 10% and 20% lower in the “saturation” region, respectively. For D6T, the ratio is overestimated below 30 GeV/c, and underestimated above 30 GeV/c.

3.2 Multiplicity and transverse momentum distributions

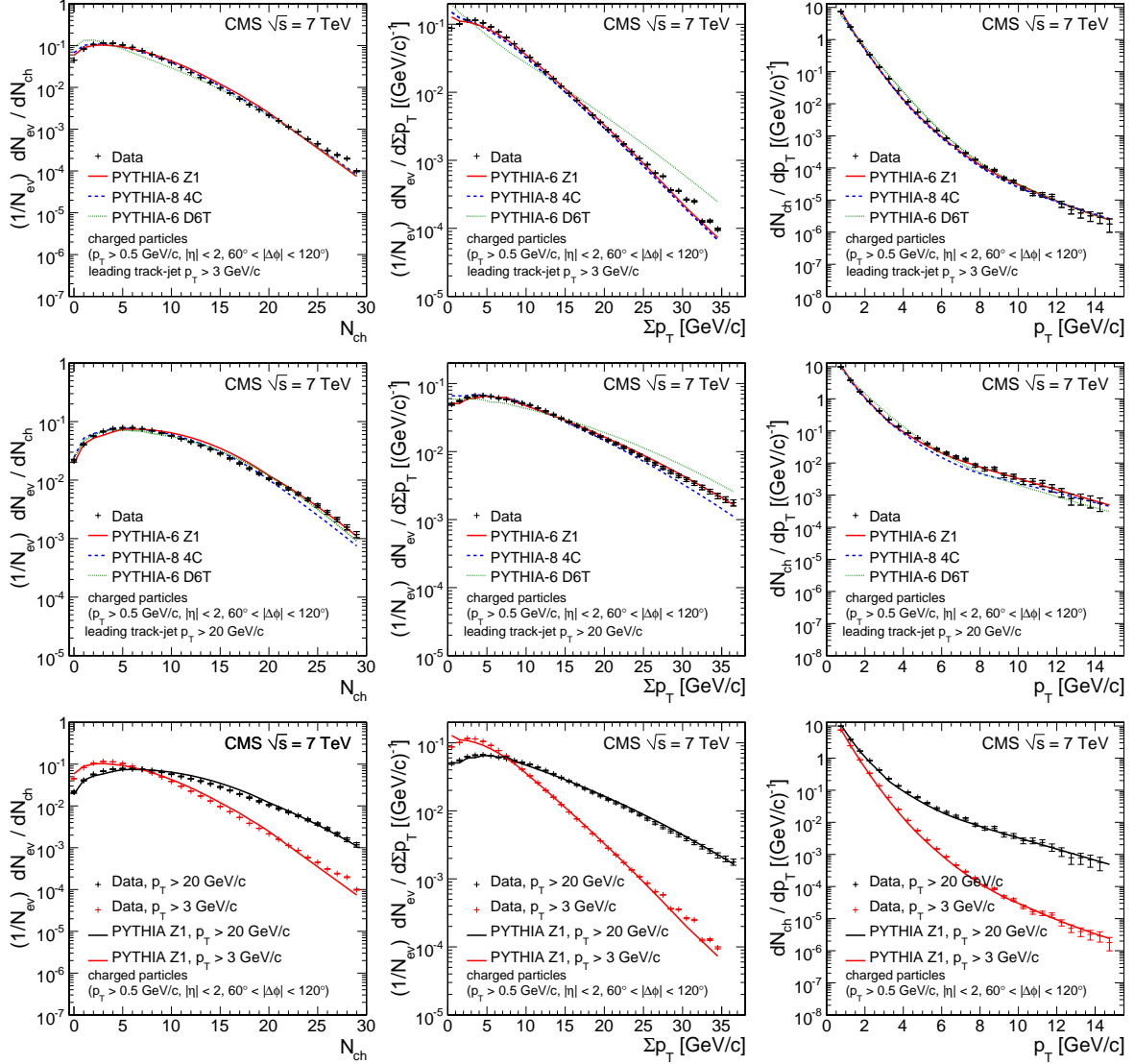


Figure 3: Fully corrected measurements of charged particles with $p_T > 0.5 \text{ GeV}/c$ and $|\eta| < 2$ in the transverse region, $60^\circ < |\Delta\phi| < 120^\circ$: (left) normalized multiplicity distributions; (centre) normalized scalar $\sum p_T$ distributions; (right) particle p_T spectra. The leading track-jet is required to have $|\eta| < 2$ and (upper row) $p_T > 3 \text{ GeV}/c$, or (central row) $p_T > 20 \text{ GeV}/c$. The plots in the lower row provide a direct comparison of the distributions for $p_T > 3 \text{ GeV}/c$ and $p_T > 20 \text{ GeV}/c$. Predictions of three PYTHIA tunes are compared to the data.

Figure 3 presents, for charged particles in the transverse region, the normalized multiplicity distribution, the normalized $\sum p_T$ distribution, and the particle p_T spectrum. Events are selected with two minimal values of the leading track-jet p_T : $p_T > 3 \text{ GeV}/c$ (upper row) and $p_T > 20 \text{ GeV}/c$ (central row). For the charged multiplicity and $\sum p_T$ distributions, full unfolding

was performed for leading track-jet $p_T > 3 \text{ GeV}/c$, whereas for leading track-jet $p_T > 20 \text{ GeV}/c$, in the “saturation” region, simpler unfolding is performed, which does not take into account the hard-scale dependence. In the latter case the unfolding procedure is found to occasionally introduce correlations between adjacent bins, which arise from statistical fluctuations in the uncorrected distributions. For the p_T spectra presented in the right column of Fig. 3 bin-by-bin corrections were applied. The correction factors are found to be mostly independent of the track-jet p_T and from the centre-of-mass energy.

The distributions in Fig. 3 are presented for a range of the variables for which the total relative uncertainty, after unfolding, does not exceed 30%. It is remarkable that the charged particle spectra extend to $p_T > 10 \text{ GeV}/c$, indicating the presence of a hard component in particle production in the transverse region. The distributions for the two scale selections $p_T > 3 \text{ GeV}/c$ and $p_T > 20 \text{ GeV}/c$ are directly compared in the lower-row plots of Fig. 3. Growth of the UE activity with increasing hard scale is observed both through multiplicity increase and single-particle p_T spectra hardening, consistent with the increase of particle average p_T shown in Fig. 1 (right). The three distributions are overall rather well described by the selected MC models over several orders of magnitude (more than 6 for the p_T spectrum).

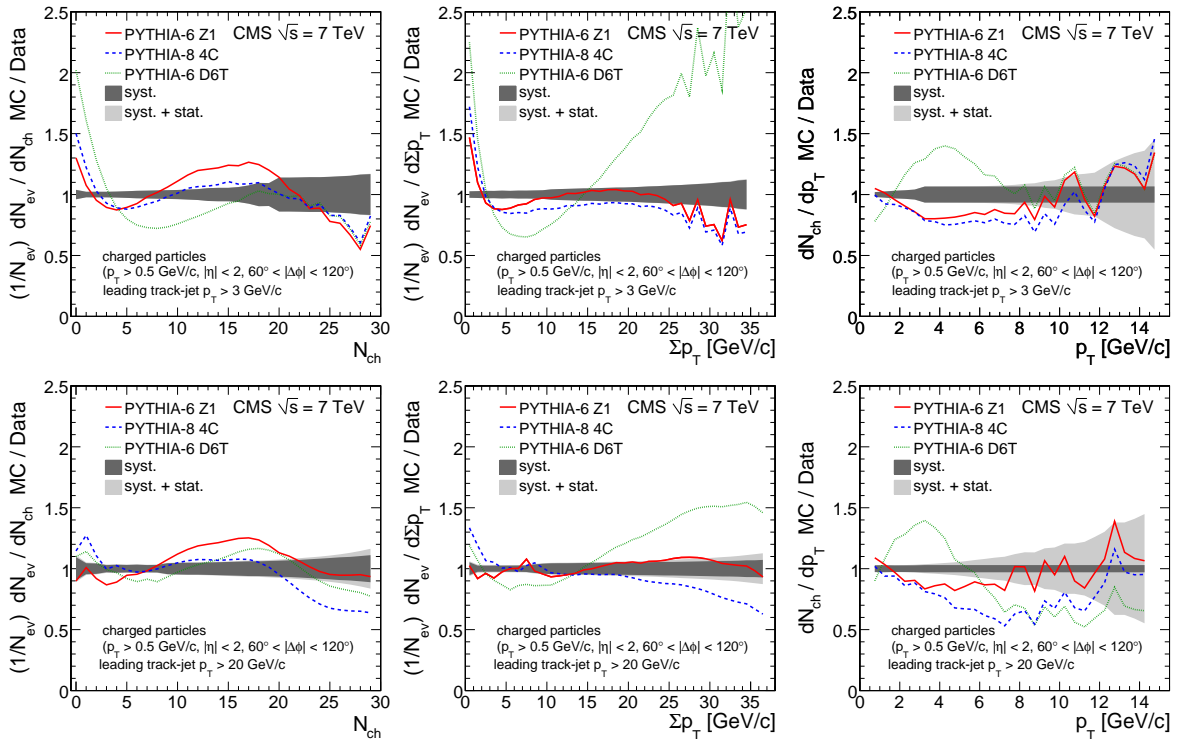


Figure 4: Ratios of three MC predictions to the fully corrected measurements of charged particles with $p_T > 0.5 \text{ GeV}/c$ and $|\eta| < 2$ in the transverse region, $60^\circ < |\Delta\phi| < 120^\circ$ (cf. Fig. 3): (left) multiplicity distributions; (centre) scalar $\sum p_T$ distributions; (right) particle p_T spectra. The leading track-jet is required to have $|\eta| < 2$ and (upper plots) $p_T > 3 \text{ GeV}/c$, or (lower plots) $p_T > 20 \text{ GeV}/c$. The inner bands correspond to the systematic uncertainties and the outer bands to the total experimental uncertainties (statistical and systematic uncertainties added in quadrature).

Detailed comparisons are provided in Fig. 4, which presents the ratio of the MC predictions to the measurements in Fig. 3. In the presence of a hard scale, characterized by a leading track-jet with $p_T > 20 \text{ GeV}/c$ (lower plots in Fig. 4), the Z1, Z2, and PYTHIA8 4C tunes describe the

data well in view of the steeply falling character of the distributions. They do indeed describe all three distributions within 10 – 15% over most of the domain, except for PYTHIA8 4C for very small values of N_{ch} and $\sum p_T$, and for $p_T > 4$ GeV/c. Data description by D6T is worse, especially the $\sum p_T$ distribution and the p_T spectrum.

The description of the data in the region with leading track-jet $p_T > 3$ GeV/c (Fig. 3 upper plots), dominated by interactions with a soft scale, is not so good. In this domain, all tunes overestimate the contributions of events with very low multiplicity and $\sum p_T$ ($N_{ch} \lesssim 4$, $\sum p_T \lesssim 4$ GeV/c); the discrepancies are largest for D6T. For larger values of the observables, the predictions of Z1, Z2, and PYTHIA8 4C are reasonably close to the data, the weak points being the description by Z1 of multiplicities between 10 and 20, and the description by all tunes of the p_T spectrum in the region 3 – 8 GeV/c. For D6T, as well as for DW and CW, the descriptions of the $\sum p_T$ distribution and of the particle p_T spectrum are poor.

3.3 Centre-of-mass energy dependence

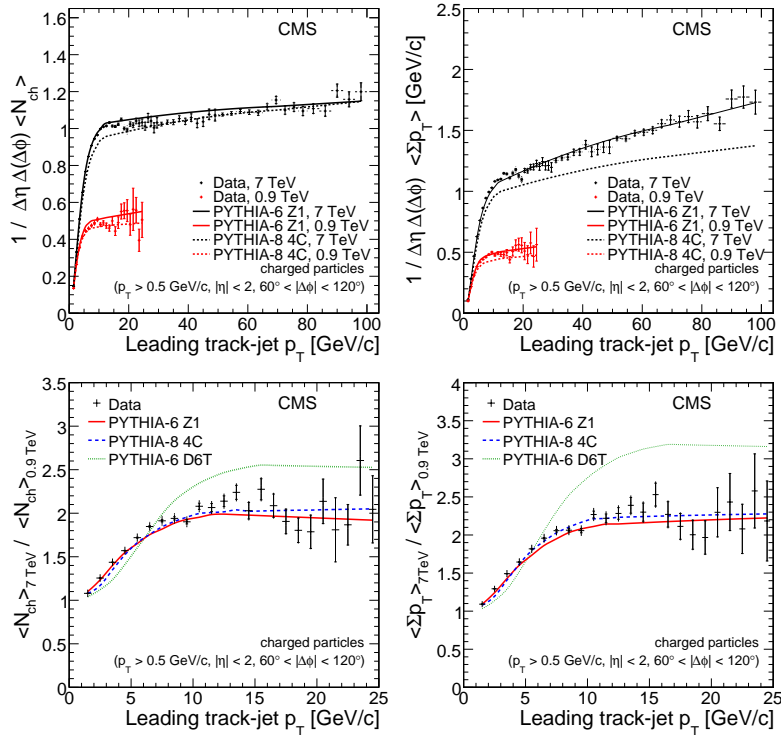


Figure 5: Fully corrected measurements of charged particles with $p_T > 0.5$ GeV/c and $|\eta| < 2$ in the transverse region, $60^\circ < \Delta\phi < 120^\circ$: (left plots) average multiplicity, and (right plots) average scalar $\sum p_T$, per unit of pseudorapidity and per radian, as a function of the leading track-jet p_T , for (upper row) data at $\sqrt{s} = 0.9$ TeV and $\sqrt{s} = 7$ TeV; (lower row) ratio of the average values at 7 TeV to the average values at 0.9 TeV. Predictions of three PYTHIA tunes are compared to the data.

The centre-of-mass energy dependence of the hadronic activity in the transverse region is presented in Fig. 5 (upper plots) as a function of the leading track-jet p_T , for $\sqrt{s} = 0.9$ and 7 TeV. The same unfolding methodology as for Fig. 1 was applied for the data at $\sqrt{s} = 0.9$ TeV, in this case with a separation between the two correction procedures at 10 GeV/c reflecting the narrower rising region. The large increase with \sqrt{s} of the hadronic activity in the transverse region and its hard-scale dependence is shown in the lower plots of Fig. 5, in the form of the

ratio of the 7 TeV to the 0.9 TeV results. Here the systematic uncertainties at 0.9 and 7 TeV were conservatively combined quadratically, thus neglecting cancellation effects. The ratios, which are close to one for leading track-jet $p_T = 1.5 \text{ GeV}/c$, reach a factor of two for $p_T \gtrsim 6 - 8 \text{ GeV}/c$.

The evolution with the hard scale of the ratio of the UE activity at 7 TeV and 0.9 TeV is described by the Z1 MC. The trend is also reproduced by PYTHIA8 4C. The evolution is much too strong for D6T. The Z2 predictions at $\sqrt{s} = 0.9 \text{ TeV}$ (not shown here) agree with Z1 in shape but the normalization is 5-10% too high for both observables; this trend is opposite to that observed at 7 TeV, which indicates that a less pronounced \sqrt{s} dependence of the transverse momentum cutoff should be adopted for tunes using the CTEQ6L1 PDF set than for tunes optimized for CTEQ5L. The PYTHIA8 tune 4C [15] already implements such a prescription.

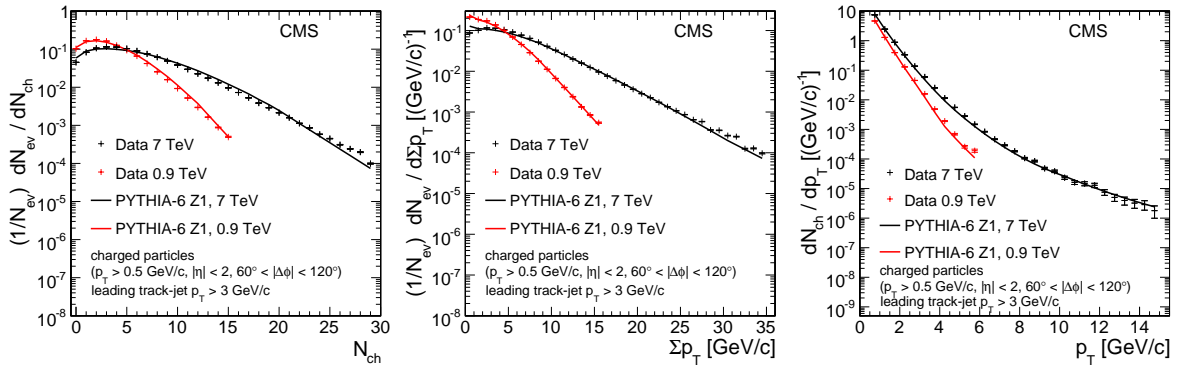


Figure 6: For charged particles with $p_T > 0.5 \text{ GeV}/c$ and $|\eta| < 2$ in the transverse region, $60^\circ < |\Delta\phi| < 120^\circ$, (left) normalized multiplicity distributions; (centre) normalized scalar $\sum p_T$ distributions; (right) p_T spectra, at $\sqrt{s} = 7 \text{ TeV}$ and at $\sqrt{s} = 0.9 \text{ TeV}$. Events with leading track-jet $p_T > 3 \text{ GeV}/c$ are selected. Predictions from tune Z1 are compared to the data.

The strong growth of UE activity with \sqrt{s} is also striking in the comparison of the normalized distributions of charged particle multiplicity and of scalar $\sum p_T$ as well as in the p_T spectra, which are presented in Fig. 6 for events at $\sqrt{s} = 7 \text{ TeV}$ and 0.9 TeV with leading track-jet $p_T > 3 \text{ GeV}/c$. The same unfolding methodology as for Fig. 3 (upper row) was applied at $\sqrt{s} = 0.9 \text{ TeV}$.

4 Summary and Conclusions

This paper presents a study of the production of charged particles with $p_T > 0.5 \text{ GeV}/c$ and $|\eta| < 2$ at the LHC with the CMS detector in proton-proton collisions at $\sqrt{s} = 0.9$ and 7 TeV . Events were selected according to the hard scale of the process, provided by the transverse momentum of the leading track-jet, which extends up to $100 \text{ GeV}/c$. The study was done in the transverse region, defined by the difference in azimuthal angle between the leading track-jet and charged particle directions, $60^\circ < |\Delta\phi| < 120^\circ$, which is appropriate for the study of the underlying event. All distributions were fully corrected for detector effects.

A strong increase of the UE activity, quantified through the average multiplicity and the average scalar transverse momentum sum of charged particles in the transverse region, is observed with increasing leading track-jet p_T . At $\sqrt{s} = 7 \text{ TeV}$ this fast rise is followed above $\sim 8 \text{ GeV}/c$ by a “saturation” region with nearly constant multiplicity and small $\sum p_T$ increase. The large increase of activity in the transverse region is observed in the multiplicity distribution, in the $\sum p_T$ distribution and in the charged particle p_T spectrum, which were studied, respectively,

up to $N_{\text{ch}} = 30$, $\sum p_T = 35 \text{ GeV}/c$, and $p_T = 14 \text{ GeV}/c$. The events at the high end of the distributions indicate the presence of a hard component in the transverse region.

By comparing data taken at $\sqrt{s} = 0.9$ and 7 TeV , a strong growth with increasing centre-of-mass energy of the hadronic activity in the transverse region is also observed for the same value of the leading track-jet p_T .

The predictions of several tunes of the PYTHIA program version 6, in particular the new tunes Z1 and Z2, and of the new version PYTHIA8 with tune 4C have been compared to the measurements. A good description of most distributions at $\sqrt{s} = 7 \text{ TeV}$ and of the \sqrt{s} dependence from 0.9 to 7 TeV is provided by the Z1 tune. The predictions of the Z2 and PYTHIA8 4C tunes are also in reasonable agreement with the data.

Acknowledgements

We thank Mark Strikman (Penn State University) and Torbjorn Sjöstrand (Lund University) for useful discussions and for assistance in simulating theoretical models.

We wish to congratulate our colleagues in the CERN accelerator departments for the excellent performance of the LHC machine. We thank the technical and administrative staff at CERN and other CMS institutes, and acknowledge support from: FMSR (Austria); FNRS and FWO (Belgium); CNPq, CAPES, FAPERJ, and FAPESP (Brazil); MES (Bulgaria); CERN; CAS, MoST, and NSFC (China); COLCIENCIAS (Colombia); MSES (Croatia); RPF (Cyprus); Academy of Sciences and NICPB (Estonia); Academy of Finland, MEC, and HIP (Finland); CEA and CNRS/IN2P3 (France); BMBF, DFG, and HGF (Germany); GSRT (Greece); OTKA and NKTH (Hungary); DAE and DST (India); IPM (Iran); SFI (Ireland); INFN (Italy); NRF and WCU (Korea); LAS (Lithuania); CINVESTAV, CONACYT, SEP, and UASLP-FAI (Mexico); MSI (New Zealand); PAEC (Pakistan); SCSR (Poland); FCT (Portugal); JINR (Armenia, Belarus, Georgia, Ukraine, Uzbekistan); MST and MAE (Russia); MSTD (Serbia); MICINN and CPAN (Spain); Swiss Funding Agencies (Switzerland); NSC (Taipei); TUBITAK and TAEK (Turkey); STFC (United Kingdom); DOE and NSF (USA).

Individuals have received support from the Marie-Curie programme and the European Research Council (European Union); the Leventis Foundation; the A. P. Sloan Foundation; the Alexander von Humboldt Foundation; the Associazione per lo Sviluppo Scientifico e Tecnologico del Piemonte (Italy); the Belgian Federal Science Policy Office; the Fonds pour la Formation à la Recherche dans l'Industrie et dans l'Agriculture (FRIA-Belgium); and the Agentschap voor Innovatie door Wetenschap en Technologie (IWT-Belgium).

References

- [1] CMS Collaboration, “Measurement of the Underlying Event Activity in Proton- Proton Collisions at 0.9 TeV”, *Eur. Phys. J. C* **70** (2010) 555, [arXiv:1006.2083](#).
[doi:10.1140/epjc/s10052-010-1453-9](#).
- [2] ATLAS Collaboration, “Measurement of underlying event characteristics using charged particles in pp collisions at $\sqrt{s} = 900$ GeV and 7 TeV with the ATLAS detector”, (2010).
[arXiv:1012.0791](#).
- [3] T. Sjöstrand and M. van Zijl, “Multiple parton-parton interactions in an impact parameter picture”, *Phys. Lett. B* **188** (1987) 149.
[doi:10.1016/0370-2693\(87\)90722-2](#).
- [4] L. Frankfurt, M. Strikman, and C. Weiss, “Transverse nucleon structure and diagnostics of hard parton-parton processes at LHC”, *Phys. Rev. D* **83** (2011) 054012,
[arXiv:1009.2559](#). [doi:10.1103/PhysRevD.83.054012](#).
- [5] C. Buttar et al., “The Underlying Event”, in *HERA and the LHC - A workshop on the implications of HERA for LHC physics: Proceedings Part A*, p. 192. 2005.
[arXiv:hep-ph/0601012](#).
- [6] T. Sjöstrand, S. Mrenna, and P. Z. Skands, “PYTHIA 6.4 Physics and Manual”, *JHEP* **05** (2006) 026, [arXiv:hep-ph/0603175](#). [doi:10.1088/1126-6708/2006/05/026](#).
- [7] T. Sjöstrand, S. Mrenna, and P. Z. Skands, “A Brief Introduction to PYTHIA 8.1”, *Comput. Phys. Commun.* **178** (2008) 852, [arXiv:0710.3820](#).
[doi:10.1016/j.cpc.2008.01.036](#).
- [8] R. Corke, “Multiple Interactions in Pythia 8”, (2009). [arXiv:0901.2852](#).
- [9] R. Field, “Physics at the Tevatron”, *Acta Phys. Polon. B* **39** (2008) 2611.
- [10] R. Field, “Studying the underlying event at CDF and the LHC”, [arXiv:1003.4220](#).
- [11] R. Field, “Early LHC Underlying Event Data - Findings and Surprises”, (2010).
[arXiv:1010.3558](#).
- [12] P. Z. Skands and D. Wicke, “Non-perturbative QCD effects and the top mass at the Tevatron”, *Eur. Phys. J. C* **52** (2007) 133, [arXiv:hep-ph/0703081](#).
[doi:10.1140/epjc/s10052-007-0352-1](#).
- [13] A. Buckley, H. Hoeth, H. Lacker et al., “Systematic event generator tuning for the LHC”, *Eur. Phys. J. C* **65** (2010) 331, [arXiv:0907.2973](#).
[doi:10.1140/epjc/s10052-009-1196-7](#).
- [14] ATLAS Collaboration, “Charged-particle multiplicities in pp interactions measured with the ATLAS detector at the LHC”, (2010). [arXiv:1012.5104](#).
- [15] R. Corke and T. Sjöstrand, “Interleaved Parton Showers and Tuning Prospects”, *JHEP* **03** (2011) 032, [arXiv:1011.1759](#). [doi:10.1007/JHEP03\(2011\)032](#).
- [16] S. Navin, “Diffraction in Pythia”, (2010). [arXiv:1005.3894](#).

- [17] J. Pumplin et al., “New generation of parton distributions with uncertainties from global QCD analysis”, *JHEP* **07** (2002) 012, arXiv:hep-ph/0201195.
doi:10.1088/1126-6708/2002/07/012.
- [18] CTEQ Collaboration, “Global QCD analysis of parton structure of the nucleon: CTEQ5 parton distributions”, *Eur. Phys. J. C* **12** (2000) 375, arXiv:hep-ph/9903282.
doi:10.1007/s100529900196.
- [19] CMS Collaboration, “The CMS experiment at the CERN LHC”, *JINST* **3** (2008) S08004.
doi:10.1088/1748-0221/3/08/S08004.
- [20] A. J. Bell, “The design and construction of the beam scintillation counter for CMS”, Master’s thesis, University of Canterbury, Christchurch, New Zealand, 2008.
CERN-THESIS-2009-062.
- [21] T. Aumeyr, “Beam phase and intensity monitoring for the Compact Muon Solenoid experiment”, Master’s thesis, Vienna University of Technology, Vienna, Austria, 2008.
- [22] G. P. Salam and G. Soyez, “A practical Seedless Infrared-Safe Cone jet algorithm”, *JHEP* **05** (2007) 086, arXiv:0704.0292. doi:10.1088/1126-6708/2007/05/086.
- [23] M. Cacciari and G. P. Salam, “Dispelling the N^3 myth for the k_T jet-finder”, *Phys. Lett. B* **641** (2006) 57, arXiv:hep-ph/0512210.
doi:10.1016/j.physletb.2006.08.037.
- [24] CMS Collaboration, “CMS Tracking Performance Results from Early LHC Operation”, *Eur. Phys. J. C* **70** (2010) 1165, arXiv:1007.1988.
doi:10.1140/epjc/s10052-010-1491-3.
- [25] G. D’Agostini, “A multidimensional unfolding method based on Bayes’ theorem”, *Nucl. Instrum. Meth. A* **362** (1995) 487. doi:10.1016/0168-9002(95)00274-X.
- [26] GEANT4 Collaboration, “GEANT4: A simulation toolkit”, *Nucl. Instrum. Meth. A* **506** (2003) 250. doi:10.1016/S0168-9002(03)01368-8.
- [27] A. Buckley et al., “General-purpose event generators for LHC physics”, (2011).
arXiv:1101.2599.

A The CMS Collaboration

Yerevan Physics Institute, Yerevan, Armenia

S. Chatrchyan, V. Khachatryan, A.M. Sirunyan, A. Tumasyan

Institut für Hochenergiephysik der OeAW, Wien, Austria

W. Adam, T. Bergauer, M. Dragicevic, J. Erö, C. Fabjan, M. Friedl, R. Frühwirth, V.M. Ghete, J. Hammer¹, S. Hänsel, M. Hoch, N. Hörmann, J. Hrubec, M. Jeitler, W. Kiesenhofer, M. Krammer, D. Liko, I. Mikulec, M. Pernicka, H. Rohringer, R. Schöfbeck, J. Strauss, A. Taurok, F. Teischinger, P. Wagner, W. Waltenberger, G. Walzel, E. Widl, C.-E. Wulz

National Centre for Particle and High Energy Physics, Minsk, Belarus

V. Mossolov, N. Shumeiko, J. Suarez Gonzalez

Universiteit Antwerpen, Antwerpen, Belgium

S. Bansal, L. Benucci, E.A. De Wolf, X. Janssen, J. Maes, T. Maes, L. Mucibello, S. Ochesanu, B. Roland, R. Rougny, M. Selvaggi, H. Van Haevermaet, P. Van Mechelen, N. Van Remortel

Vrije Universiteit Brussel, Brussel, Belgium

F. Blekman, S. Blyweert, J. D'Hondt, O. Devroede, R. Gonzalez Suarez, A. Kalogeropoulos, M. Maes, W. Van Doninck, P. Van Mulders, G.P. Van Onsem, I. Villella

Université Libre de Bruxelles, Bruxelles, Belgium

O. Charaf, B. Clerbaux, G. De Lentdecker, V. Dero, A.P.R. Gay, G.H. Hammad, T. Hreus, P.E. Marage, L. Thomas, C. Vander Velde, P. Vanlaer

Ghent University, Ghent, Belgium

V. Adler, A. Cimmino, S. Costantini, M. Grunewald, B. Klein, J. Lellouch, A. Marinov, J. Mccartin, D. Ryckbosch, F. Thyssen, M. Tytgat, L. Vanelderen, P. Verwilligen, S. Walsh, N. Zaganidis

Université Catholique de Louvain, Louvain-la-Neuve, Belgium

S. Basegmez, G. Bruno, J. Caudron, L. Ceard, E. Cortina Gil, J. De Favereau De Jeneret, C. Delaere¹, D. Favart, A. Giammanco, G. Grégoire, J. Hollar, V. Lemaître, J. Liao, O. Militaru, S. Oryn, D. Pagano, A. Pin, K. Piotrkowski, N. Schul

Université de Mons, Mons, Belgium

N. Bely, T. Caeberts, E. Daubie

Centro Brasileiro de Pesquisas Fisicas, Rio de Janeiro, Brazil

G.A. Alves, D. De Jesus Damiao, M.E. Pol, M.H.G. Souza

Universidade do Estado do Rio de Janeiro, Rio de Janeiro, Brazil

W. Carvalho, E.M. Da Costa, C. De Oliveira Martins, S. Fonseca De Souza, L. Mundim, H. Nogima, V. Oguri, W.L. Prado Da Silva, A. Santoro, S.M. Silva Do Amaral, A. Sznajder

Instituto de Fisica Teorica, Universidade Estadual Paulista, Sao Paulo, Brazil

C.A. Bernardes², F.A. Dias, T.R. Fernandez Perez Tomei, E. M. Gregores², C. Lagana, F. Marinho, P.G. Mercadante², S.F. Novaes, Sandra S. Padula

Institute for Nuclear Research and Nuclear Energy, Sofia, Bulgaria

N. Darmenov¹, V. Genchev¹, P. Iaydjiev¹, S. Piperov, M. Rodozov, S. Stoykova, G. Sultanov, V. Tcholakov, R. Trayanov

University of Sofia, Sofia, Bulgaria

A. Dimitrov, R. Hadjiiska, A. Karadzhinova, V. Kozhuharov, L. Litov, M. Mateev, B. Pavlov, P. Petkov

Institute of High Energy Physics, Beijing, China

J.G. Bian, G.M. Chen, H.S. Chen, C.H. Jiang, D. Liang, S. Liang, X. Meng, J. Tao, J. Wang, J. Wang, X. Wang, Z. Wang, H. Xiao, M. Xu, J. Zang, Z. Zhang

State Key Lab. of Nucl. Phys. and Tech., Peking University, Beijing, China

Y. Ban, S. Guo, Y. Guo, W. Li, Y. Mao, S.J. Qian, H. Teng, B. Zhu, W. Zou

Universidad de Los Andes, Bogota, Colombia

A. Cabrera, B. Gomez Moreno, A.A. Ocampo Rios, A.F. Osorio Oliveros, J.C. Sanabria

Technical University of Split, Split, Croatia

N. Godinovic, D. Lelas, K. Lelas, R. Plestina³, D. Polic, I. Puljak

University of Split, Split, Croatia

Z. Antunovic, M. Dzelalija

Institute Rudjer Boskovic, Zagreb, Croatia

V. Brigljevic, S. Duric, K. Kadija, S. Morovic

University of Cyprus, Nicosia, Cyprus

A. Attikis, M. Galanti, J. Mousa, C. Nicolaou, F. Ptochos, P.A. Razis

Charles University, Prague, Czech Republic

M. Finger, M. Finger Jr.

Academy of Scientific Research and Technology of the Arab Republic of Egypt, Egyptian Network of High Energy Physics, Cairo, Egypt

Y. Assran⁴, S. Khalil⁵, M.A. Mahmoud⁶

National Institute of Chemical Physics and Biophysics, Tallinn, Estonia

A. Hektor, M. Kadastik, M. Müntel, M. Raidal, L. Rebane

Department of Physics, University of Helsinki, Helsinki, Finland

V. Azzolini, P. Eerola, G. Fedi

Helsinki Institute of Physics, Helsinki, Finland

S. Czellar, J. Härkönen, A. Heikkinen, V. Karimäki, R. Kinnunen, M.J. Kortelainen, T. Lampén, K. Lassila-Perini, S. Lehti, T. Lindén, P. Luukka, T. Mäenpää, E. Tuominen, J. Tuominiemi, E. Tuovinen, D. Ungaro, L. Wendland

Lappeenranta University of Technology, Lappeenranta, Finland

K. Banzuzi, A. Korpela, T. Tuuva

Laboratoire d'Annecy-le-Vieux de Physique des Particules, IN2P3-CNRS, Annecy-le-Vieux, France

D. Sillou

DSM/IRFU, CEA/Saclay, Gif-sur-Yvette, France

M. Besancon, S. Choudhury, M. Dejardin, D. Denegri, B. Fabbro, J.L. Faure, F. Ferri, S. Ganjour, F.X. Gentit, A. Givernaud, P. Gras, G. Hamel de Monchenault, P. Jarry, E. Locci, J. Malcles, M. Marionneau, L. Millischer, J. Rander, A. Rosowsky, I. Shreyber, M. Titov, P. Verrecchia

Laboratoire Leprince-Ringuet, Ecole Polytechnique, IN2P3-CNRS, Palaiseau, France

S. Baffioni, F. Beaudette, L. Benhabib, L. Bianchini, M. Bluj⁷, C. Broutin, P. Busson, C. Charlot, T. Dahms, L. Dobrzynski, S. Elgammal, R. Granier de Cassagnac, M. Haguenaer, P. Miné, C. Mironov, C. Ochando, P. Paganini, D. Sabes, R. Salerno, Y. Sirois, C. Thiebaut, B. Wyslouch⁸, A. Zabi

Institut Pluridisciplinaire Hubert Curien, Université de Strasbourg, Université de Haute Alsace Mulhouse, CNRS/IN2P3, Strasbourg, France

J.-L. Agram⁹, J. Andrea, D. Bloch, D. Bodin, J.-M. Brom, M. Cardaci, E.C. Chabert, C. Collard, E. Conte⁹, F. Drouhin⁹, C. Ferro, J.-C. Fontaine⁹, D. Gelé, U. Goerlach, S. Greder, P. Juillot, M. Karim⁹, A.-C. Le Bihan, Y. Mikami, P. Van Hove

Centre de Calcul de l'Institut National de Physique Nucleaire et de Physique des Particules (IN2P3), Villeurbanne, France

F. Fassi, D. Mercier

Université de Lyon, Université Claude Bernard Lyon 1, CNRS-IN2P3, Institut de Physique Nucléaire de Lyon, Villeurbanne, France

C. Baty, S. Beauceron, N. Beaupere, M. Bedjidian, O. Bondu, G. Boudoul, D. Boumediene, H. Brun, J. Chasserat, R. Chierici, D. Contardo, P. Depasse, H. El Mamouni, J. Fay, S. Gascon, B. Ille, T. Kurca, T. Le Grand, M. Lethuillier, L. Mirabito, S. Perries, V. Sordini, S. Tosi, Y. Tschudi, P. Verdier

Institute of High Energy Physics and Informatization, Tbilisi State University, Tbilisi, Georgia

D. Lomidze

RWTH Aachen University, I. Physikalisches Institut, Aachen, Germany

G. Anagnostou, M. Edelhoff, L. Feld, N. Heracleous, O. Hindrichs, R. Jussen, K. Klein, J. Merz, N. Mohr, A. Ostapchuk, A. Perieanu, F. Raupach, J. Sammet, S. Schael, D. Sprenger, H. Weber, M. Weber, B. Wittmer

RWTH Aachen University, III. Physikalisches Institut A, Aachen, Germany

M. Ata, W. Bender, E. Dietz-Laursonn, M. Erdmann, J. Frangenheim, T. Hebbeker, A. Hinzmann, K. Hoepfner, T. Klimkovich, D. Klingebiel, P. Kreuzer, D. Lanske[†], C. Magass, M. Merschmeyer, A. Meyer, P. Papacz, H. Pieta, H. Reithler, S.A. Schmitz, L. Sonnenschein, J. Steggemann, D. Teyssier

RWTH Aachen University, III. Physikalisches Institut B, Aachen, Germany

M. Bontenackels, M. Davids, M. Duda, G. Flügge, H. Geenen, M. Giffels, W. Haj Ahmad, D. Heydhausen, T. Kress, Y. Kuessel, A. Linn, A. Nowack, L. Perchalla, O. Pooth, J. Rennefeld, P. Sauerland, A. Stahl, M. Thomas, D. Tornier, M.H. Zoeller

Deutsches Elektronen-Synchrotron, Hamburg, Germany

M. Aldaya Martin, W. Behrenhoff, U. Behrens, M. Bergholz¹⁰, A. Bethani, K. Borrás, A. Cakir, A. Campbell, E. Castro, D. Dammann, G. Eckerlin, D. Eckstein, A. Flossdorf, G. Flucke, A. Geiser, J. Hauk, H. Jung¹, M. Kasemann, I. Katkov¹¹, P. Katsas, C. Kleinwort, H. Kluge, A. Knutsson, M. Krämer, D. Krücker, E. Kuznetsova, W. Lange, W. Lohmann¹⁰, R. Mankel, M. Marienfeld, I.-A. Melzer-Pellmann, A.B. Meyer, J. Mnich, A. Mussgiller, J. Olzem, A. Petrukhin, D. Pitzl, A. Raspereza, A. Raval, M. Rosin, R. Schmidt¹⁰, T. Schoerner-Sadenius, N. Sen, A. Spiridonov, M. Stein, J. Tomaszewska, R. Walsh, C. Wissing

University of Hamburg, Hamburg, Germany

C. Autermann, V. Blobel, S. Bobrovskiy, J. Draeger, H. Enderle, U. Gebbert, K. Kaschube,

G. Kaussen, R. Klanner, J. Lange, B. Mura, S. Naumann-Emme, F. Nowak, N. Pietsch, C. Sander, H. Schettler, P. Schleper, M. Schröder, T. Schum, J. Schwandt, H. Stadie, G. Steinbrück, J. Thomsen

Institut für Experimentelle Kernphysik, Karlsruhe, Germany

C. Barth, J. Bauer, J. Berger, V. Buege, T. Chwalek, W. De Boer, A. Dierlamm, G. Dirkes, M. Feindt, J. Gruschke, C. Hackstein, F. Hartmann, M. Heinrich, H. Held, K.H. Hoffmann, S. Honc, J.R. Komaragiri, T. Kuhr, D. Martschei, S. Mueller, Th. Müller, M. Niegel, O. Oberst, A. Oehler, J. Ott, T. Peiffer, G. Quast, K. Rabbertz, F. Ratnikov, N. Ratnikova, M. Renz, C. Saout, A. Scheurer, P. Schieferdecker, F.-P. Schilling, G. Schott, H.J. Simonis, F.M. Stober, D. Troendle, J. Wagner-Kuhr, T. Weiler, M. Zeise, V. Zhukov¹¹, E.B. Ziebarth

Institute of Nuclear Physics "Demokritos", Aghia Paraskevi, Greece

G. Daskalakis, T. Geralis, S. Kesisoglou, A. Kyriakis, D. Loukas, I. Manolakos, A. Markou, C. Markou, C. Mavrommatis, E. Ntomari, E. Petrakou

University of Athens, Athens, Greece

L. Gouskos, T.J. Mertzimekis, A. Panagiotou, E. Stiliaris

University of Ioánnina, Ioánnina, Greece

I. Evangelou, C. Foudas, P. Kokkas, N. Manthos, I. Papadopoulos, V. Patras, F.A. Triantis

KFKI Research Institute for Particle and Nuclear Physics, Budapest, Hungary

A. Aranyi, G. Bencze, L. Boldizsar, C. Hajdu¹, P. Hidas, D. Horvath¹², A. Kapusi, K. Krajczar¹³, F. Sikler¹, G.I. Veres¹³, G. Vesztergombi¹³

Institute of Nuclear Research ATOMKI, Debrecen, Hungary

N. Beni, J. Molnar, J. Palinkas, Z. Szillasi, V. Veszpremi

University of Debrecen, Debrecen, Hungary

P. Raics, Z.L. Trocsanyi, B. Ujvari

Panjab University, Chandigarh, India

S.B. Beri, V. Bhatnagar, N. Dhingra, R. Gupta, M. Jindal, M. Kaur, J.M. Kohli, M.Z. Mehta, N. Nishu, L.K. Saini, A. Sharma, A.P. Singh, J. Singh, S.P. Singh

University of Delhi, Delhi, India

S. Ahuja, S. Bhattacharya, B.C. Choudhary, B. Gomber, P. Gupta, S. Jain, S. Jain, R. Khurana, A. Kumar, M. Naimuddin, K. Ranjan, R.K. Shivpuri

Saha Institute of Nuclear Physics, Kolkata, India

S. Sarkar

Bhabha Atomic Research Centre, Mumbai, India

R.K. Choudhury, D. Dutta, S. Kailas, V. Kumar, P. Mehta, A.K. Mohanty¹, L.M. Pant, P. Shukla

Tata Institute of Fundamental Research - EHEP, Mumbai, India

T. Aziz, M. Guchait¹⁴, A. Gurtu, M. Maity¹⁵, D. Majumder, G. Majumder, K. Mazumdar, G.B. Mohanty, A. Saha, K. Sudhakar, N. Wickramage

Tata Institute of Fundamental Research - HECR, Mumbai, India

S. Banerjee, S. Dugad, N.K. Mondal

Institute for Research and Fundamental Sciences (IPM), Tehran, Iran

H. Arfaei, H. Bakhshiansohi¹⁶, S.M. Etesami, A. Fahim¹⁶, M. Hashemi, A. Jafari¹⁶, M. Khakzad,

A. Mohammadi¹⁷, M. Mohammadi Najafabadi, S. Paktinat Mehdiabadi, B. Safarzadeh, M. Zeinali¹⁸

INFN Sezione di Bari ^a, Università di Bari ^b, Politecnico di Bari ^c, Bari, Italy

M. Abbrescia^{a,b}, L. Barbone^{a,b}, C. Calabria^{a,b}, A. Colaleo^a, D. Creanza^{a,c}, N. De Filippis^{a,c,1}, M. De Palma^{a,b}, L. Fiore^a, G. Iaselli^{a,c}, L. Lusito^{a,b}, G. Maggi^{a,c}, M. Maggi^a, N. Manna^{a,b}, B. Marangelli^{a,b}, S. My^{a,c}, S. Nuzzo^{a,b}, N. Pacifico^{a,b}, G.A. Pierro^a, A. Pompili^{a,b}, G. Pugliese^{a,c}, F. Romano^{a,c}, G. Roselli^{a,b}, G. Selvaggi^{a,b}, L. Silvestris^a, R. Trentadue^a, S. Tupputi^{a,b}, G. Zito^a

INFN Sezione di Bologna ^a, Università di Bologna ^b, Bologna, Italy

G. Abbiendi^a, A.C. Benvenuti^a, D. Bonacorsi^a, S. Braibant-Giacomelli^{a,b}, L. Brigliadori^a, P. Capiluppi^{a,b}, A. Castro^{a,b}, F.R. Cavallo^a, M. Cuffiani^{a,b}, G.M. Dallavalle^a, F. Fabbri^a, A. Fanfani^{a,b}, D. Fasanella^a, P. Giacomelli^a, M. Giunta^a, C. Grandi^a, S. Marcellini^a, G. Masetti^b, M. Meneghelli^{a,b}, A. Montanari^a, F.L. Navarria^{a,b}, F. Odoricci^a, A. Perrotta^a, F. Primavera^a, A.M. Rossi^{a,b}, T. Rovelli^{a,b}, G. Siroli^{a,b}, R. Travaglini^{a,b}

INFN Sezione di Catania ^a, Università di Catania ^b, Catania, Italy

S. Albergo^{a,b}, G. Cappello^{a,b}, M. Chiorboli^{a,b,1}, S. Costa^{a,b}, A. Tricomi^{a,b}, C. Tuve^{a,b}

INFN Sezione di Firenze ^a, Università di Firenze ^b, Firenze, Italy

G. Barbagli^a, V. Ciulli^{a,b}, C. Civinini^a, R. D'Alessandro^{a,b}, E. Focardi^{a,b}, S. Frosali^{a,b}, E. Gallo^a, S. Gonzi^{a,b}, P. Lenzi^{a,b}, M. Meschini^a, S. Paoletti^a, G. Sguazzoni^a, A. Tropiano^{a,1}

INFN Laboratori Nazionali di Frascati, Frascati, Italy

L. Benussi, S. Bianco, S. Colafranceschi¹⁹, F. Fabbri, D. Piccolo

INFN Sezione di Genova, Genova, Italy

P. Fabbriatore, R. Musenich

INFN Sezione di Milano-Bicocca ^a, Università di Milano-Bicocca ^b, Milano, Italy

A. Benaglia^{a,b}, F. De Guio^{a,b,1}, L. Di Matteo^{a,b}, S. Gennai¹, A. Ghezzi^{a,b}, S. Malvezzi^a, A. Martelli^{a,b}, A. Massironi^{a,b}, D. Menasce^a, L. Moroni^a, M. Paganoni^{a,b}, D. Pedrini^a, S. Ragazzi^{a,b}, N. Redaelli^a, S. Sala^a, T. Tabarelli de Fatis^{a,b}

INFN Sezione di Napoli ^a, Università di Napoli "Federico II" ^b, Napoli, Italy

S. Buontempo^a, C.A. Carrillo Montoya^{a,1}, N. Cavallo^{a,20}, A. De Cosa^{a,b}, F. Fabozzi^{a,20}, A.O.M. Iorio^{a,1}, L. Lista^a, M. Merola^{a,b}, P. Paolucci^a

INFN Sezione di Padova ^a, Università di Padova ^b, Università di Trento (Trento) ^c, Padova, Italy

P. Azzi^a, N. Bacchetta^a, P. Bellan^{a,b}, D. Bisello^{a,b}, A. Branca^a, R. Carlin^{a,b}, P. Checchia^a, M. De Mattia^{a,b}, T. Dorigo^a, U. Dosselli^a, F. Fanzago^a, F. Gasparini^{a,b}, U. Gasparini^{a,b}, A. Gozzelino, S. Lacaprara^{a,21}, I. Lazzizzera^{a,c}, M. Margoni^{a,b}, M. Mazzucato^a, A.T. Meneguzzo^{a,b}, M. Nespolo^{a,1}, L. Perrozzi^{a,1}, N. Pozzobon^{a,b}, P. Ronchese^{a,b}, F. Simonetto^{a,b}, E. Torassa^a, M. Tosi^{a,b}, S. Vanini^{a,b}, P. Zotto^{a,b}, G. Zumerle^{a,b}

INFN Sezione di Pavia ^a, Università di Pavia ^b, Pavia, Italy

P. Baesso^{a,b}, U. Berzano^a, S.P. Ratti^{a,b}, C. Riccardi^{a,b}, P. Torre^{a,b}, P. Vitulo^{a,b}, C. Viviani^{a,b}

INFN Sezione di Perugia ^a, Università di Perugia ^b, Perugia, Italy

M. Biasini^{a,b}, G.M. Bilei^a, B. Caponeri^{a,b}, L. Fanò^{a,b}, P. Lariccia^{a,b}, A. Lucaroni^{a,b,1}, G. Mantovani^{a,b}, M. Menichelli^a, A. Nappi^{a,b}, F. Romeo^{a,b}, A. Santocchia^{a,b}, S. Taroni^{a,b,1}, M. Valdata^{a,b}

INFN Sezione di Pisa ^a, Università di Pisa ^b, Scuola Normale Superiore di Pisa ^c, Pisa, Italy
 P. Azzurri^{a,c}, G. Bagliesi^a, J. Bernardini^{a,b}, T. Boccali^{a,1}, G. Broccolo^{a,c}, R. Castaldi^a,
 R.T. D’Agnolo^{a,c}, R. Dell’Orso^a, F. Fiori^{a,b}, L. Foà^{a,c}, A. Giassi^a, A. Kraan^a, F. Ligabue^{a,c},
 T. Lomtadze^a, L. Martini^{a,22}, A. Messineo^{a,b}, F. Palla^a, G. Segneri^a, A.T. Serban^a, P. Spagnolo^a,
 R. Tenchini^a, G. Tonelli^{a,b,1}, A. Venturi^{a,1}, P.G. Verdini^a

INFN Sezione di Roma ^a, Università di Roma “La Sapienza” ^b, Roma, Italy
 L. Barone^{a,b}, F. Cavallari^a, D. Del Re^{a,b}, E. Di Marco^{a,b}, M. Diemoz^a, D. Franci^{a,b}, M. Grassi^{a,1},
 E. Longo^{a,b}, S. Nourbakhsh^a, G. Organtini^{a,b}, F. Pandolfi^{a,b,1}, R. Paramatti^a, S. Rahatlou^{a,b},
 C. Rovelli¹

INFN Sezione di Torino ^a, Università di Torino ^b, Università del Piemonte Orientale (Novara) ^c, Torino, Italy

N. Amapane^{a,b}, R. Arcidiacono^{a,c}, S. Argiro^{a,b}, M. Arneodo^{a,c}, C. Biino^a, C. Botta^{a,b,1},
 N. Cartiglia^a, R. Castello^{a,b}, M. Costa^{a,b}, N. Demaria^a, A. Graziano^{a,b,1}, C. Mariotti^a,
 M. Marone^{a,b}, S. Maselli^a, E. Migliore^{a,b}, G. Mila^{a,b}, V. Monaco^{a,b}, M. Musich^{a,b},
 M.M. Obertino^{a,c}, N. Pastrone^a, M. Pelliccioni^{a,b}, A. Romero^{a,b}, M. Ruspa^{a,c}, R. Sacchi^{a,b},
 V. Sola^{a,b}, A. Solano^{a,b}, A. Staiano^a, A. Vilela Pereira^a

INFN Sezione di Trieste ^a, Università di Trieste ^b, Trieste, Italy

S. Belforte^a, F. Cossutti^a, G. Della Ricca^{a,b}, B. Gobbo^a, D. Montanino^{a,b}, A. Penzo^a

Kangwon National University, Chunchon, Korea

S.G. Heo, S.K. Nam

Kyungpook National University, Daegu, Korea

S. Chang, J. Chung, D.H. Kim, G.N. Kim, J.E. Kim, D.J. Kong, H. Park, S.R. Ro, D. Son, D.C. Son,
 T. Son

Chonnam National University, Institute for Universe and Elementary Particles, Kwangju, Korea

Zero Kim, J.Y. Kim, S. Song

Korea University, Seoul, Korea

S. Choi, B. Hong, M.S. Jeong, M. Jo, H. Kim, J.H. Kim, T.J. Kim, K.S. Lee, D.H. Moon, S.K. Park,
 H.B. Rhee, E. Seo, S. Shin, K.S. Sim

University of Seoul, Seoul, Korea

M. Choi, S. Kang, H. Kim, C. Park, I.C. Park, S. Park, G. Ryu

Sungkyunkwan University, Suwon, Korea

Y. Choi, Y.K. Choi, J. Goh, M.S. Kim, E. Kwon, J. Lee, S. Lee, H. Seo, I. Yu

Vilnius University, Vilnius, Lithuania

M.J. Bilinskas, I. Griglionis, M. Janulis, D. Martisiute, P. Petrov, T. Sabonis

Centro de Investigacion y de Estudios Avanzados del IPN, Mexico City, Mexico

H. Castilla-Valdez, E. De La Cruz-Burelo, I. Heredia-de La Cruz, R. Lopez-Fernandez,
 R. Magaña Villalba, A. Sánchez-Hernández, L.M. Villasenor-Cendejas

Universidad Iberoamericana, Mexico City, Mexico

S. Carrillo Moreno, F. Vazquez Valencia

Benemerita Universidad Autonoma de Puebla, Puebla, Mexico

H.A. Salazar Ibarguen

Universidad Autónoma de San Luis Potosí, San Luis Potosí, Mexico

E. Casimiro Linares, A. Morelos Pineda, M.A. Reyes-Santos

University of Auckland, Auckland, New Zealand

D. Krofcheck, J. Tam

University of Canterbury, Christchurch, New Zealand

P.H. Butler, R. Doesburg, H. Silverwood

National Centre for Physics, Quaid-I-Azam University, Islamabad, Pakistan

M. Ahmad, I. Ahmed, M.I. Asghar, H.R. Hoorani, W.A. Khan, T. Khurshid, S. Qazi

Institute of Experimental Physics, Faculty of Physics, University of Warsaw, Warsaw, Poland

G. Brona, M. Cwiok, W. Dominik, K. Doroba, A. Kalinowski, M. Konecki, J. Krolikowski

Soltan Institute for Nuclear Studies, Warsaw, Poland

T. Frueboes, R. Gokieli, M. Górski, M. Kazana, K. Nawrocki, K. Romanowska-Rybinska, M. Szleper, G. Wrochna, P. Zalewski

Laboratório de Instrumentação e Física Experimental de Partículas, Lisboa, Portugal

N. Almeida, P. Bargassa, A. David, P. Faccioli, P.G. Ferreira Parracho, M. Gallinaro, P. Musella, A. Nayak, P.Q. Ribeiro, J. Seixas, J. Varela

Joint Institute for Nuclear Research, Dubna, Russia

I. Belotelov, P. Bunin, I. Golutvin, A. Kamenev, V. Karjavin, V. Konoplyanikov, G. Kozlov, A. Lanev, P. Moisenz, V. Palichik, V. Perelygin, S. Shmatov, V. Smirnov, A. Volodko, A. Zarubin

Petersburg Nuclear Physics Institute, Gatchina (St Petersburg), Russia

V. Golovtsov, Y. Ivanov, V. Kim, P. Levchenko, V. Murzin, V. Oreshkin, I. Smirnov, V. Sulimov, L. Uvarov, S. Vavilov, A. Vorobyev, An. Vorobyev

Institute for Nuclear Research, Moscow, Russia

Yu. Andreev, A. Dermenev, S. Gninenko, N. Golubev, M. Kirsanov, N. Krasnikov, V. Matveev, A. Pashenkov, A. Toropin, S. Troitsky

Institute for Theoretical and Experimental Physics, Moscow, RussiaV. Epshteyn, V. Gavrilov, V. Kaftanov[†], M. Kossov¹, A. Krokhotin, N. Lychkovskaya, V. Popov, G. Safronov, S. Semenov, V. Stolin, E. Vlasov, A. Zhokin**Moscow State University, Moscow, Russia**E. Boos, M. Dubinin²³, L. Dudko, A. Ershov, A. Gribushin, O. Kodolova, I. Lokhtin, A. Markina, S. Obraztsov, M. Perfilov, S. Petrushanko, L. Sarycheva, V. Savrin, A. Snigirev**P.N. Lebedev Physical Institute, Moscow, Russia**

V. Andreev, M. Azarkin, I. Dremin, M. Kirakosyan, A. Leonidov, S.V. Rusakov, A. Vinogradov

State Research Center of Russian Federation, Institute for High Energy Physics, Protvino, RussiaI. Azhgirey, S. Bitiukov, V. Grishin¹, V. Kachanov, D. Konstantinov, A. Korablev, V. Krychkin, V. Petrov, R. Ryutin, S. Slabospitsky, A. Sobol, L. Tourtchanovitch, S. Troshin, N. Tyurin, A. Uzunian, A. Volkov**University of Belgrade, Faculty of Physics and Vinca Institute of Nuclear Sciences, Belgrade, Serbia**P. Adzic²⁴, M. Djordjevic, D. Krpic²⁴, J. Milosevic

Centro de Investigaciones Energéticas Medioambientales y Tecnológicas (CIEMAT), Madrid, Spain

M. Aguilar-Benitez, J. Alcaraz Maestre, P. Arce, C. Battilana, E. Calvo, M. Cepeda, M. Cerrada, M. Chamizo Llatas, N. Colino, B. De La Cruz, A. Delgado Peris, C. Diez Pardos, D. Domínguez Vázquez, C. Fernandez Bedoya, J.P. Fernández Ramos, A. Ferrando, J. Flix, M.C. Fouz, P. Garcia-Abia, O. Gonzalez Lopez, S. Goy Lopez, J.M. Hernandez, M.I. Josa, G. Merino, J. Puerta Pelayo, I. Redondo, L. Romero, J. Santaolalla, M.S. Soares, C. Willmott

Universidad Autónoma de Madrid, Madrid, Spain

C. Albajar, G. Codispoti, J.F. de Trocóniz

Universidad de Oviedo, Oviedo, Spain

J. Cuevas, J. Fernandez Menendez, S. Folgueras, I. Gonzalez Caballero, L. Lloret Iglesias, J.M. Vizan Garcia

Instituto de Física de Cantabria (IFCA), CSIC-Universidad de Cantabria, Santander, Spain

J.A. Brochero Cifuentes, I.J. Cabrillo, A. Calderon, S.H. Chuang, J. Duarte Campderros, M. Felcini²⁵, M. Fernandez, G. Gomez, J. Gonzalez Sanchez, C. Jorda, P. Lobelle Pardo, A. Lopez Virto, J. Marco, R. Marco, C. Martinez Rivero, F. Matorras, F.J. Munoz Sanchez, J. Piedra Gomez²⁶, T. Rodrigo, A.Y. Rodríguez-Marrero, A. Ruiz-Jimeno, L. Scodellaro, M. Sobron Sanudo, I. Vila, R. Vilar Cortabitarte

CERN, European Organization for Nuclear Research, Geneva, Switzerland

D. Abbaneo, E. Auffray, G. Auzinger, P. Baillon, A.H. Ball, D. Barney, A.J. Bell²⁷, D. Benedetti, C. Bernet³, W. Bialas, P. Bloch, A. Bocci, S. Bolognesi, M. Bona, H. Breuker, K. Bunkowski, T. Camporesi, G. Cerminara, T. Christiansen, J.A. Coarasa Perez, B. Curé, D. D'Enterria, A. De Roeck, S. Di Guida, N. Dupont-Sagorin, A. Elliott-Peisert, B. Frisch, W. Funk, A. Gaddi, G. Georgiou, H. Gerwig, D. Gigi, K. Gill, D. Giordano, F. Glege, R. Gomez-Reino Garrido, M. Gouzevitch, P. Govoni, S. Gowdy, L. Guiducci, M. Hansen, C. Hartl, J. Harvey, J. Hegeman, B. Hegner, H.F. Hoffmann, A. Honma, V. Innocente, P. Janot, K. Kaadze, E. Karavakis, P. Lecoq, C. Lourenço, T. Mäki, M. Malberti, L. Malgeri, M. Mannelli, L. Masetti, A. Maurisset, F. Meijers, S. Mersi, E. Meschi, R. Moser, M.U. Mozer, M. Mulders, E. Nesvold¹, M. Nguyen, T. Orimoto, L. Orsini, E. Perez, A. Petrilli, A. Pfeiffer, M. Pierini, M. Pimiä, D. Piparo, G. Polese, A. Racz, J. Rodrigues Antunes, G. Rolandi²⁸, T. Rommerskirchen, M. Rovere, H. Sakulin, C. Schäfer, C. Schwick, I. Segoni, A. Sharma, P. Siegrist, P. Silva, M. Simon, P. Sphicas²⁹, M. Spiropulu²³, M. Stoye, M. Tadel, P. Tropea, A. Tsiros, P. Vichoudis, M. Voutilainen, W.D. Zeuner

Paul Scherrer Institut, Villigen, Switzerland

W. Bertl, K. Deiters, W. Erdmann, K. Gabathuler, R. Horisberger, Q. Ingram, H.C. Kaestli, S. König, D. Kotlinski, U. Langenegger, F. Meier, D. Renker, T. Rohe, J. Sibille³⁰, A. Starodumov³¹

Institute for Particle Physics, ETH Zurich, Zurich, Switzerland

L. Bäni, P. Bortignon, L. Caminada³², N. Chanon, Z. Chen, S. Cittolin, G. Dissertori, M. Dittmar, J. Eugster, K. Freudenreich, C. Grab, W. Hintz, P. Lecomte, W. Lustermann, C. Marchica³², P. Martinez Ruiz del Arbol, P. Meridiani, P. Milenovic³³, F. Moortgat, C. Nägeli³², P. Nef, F. Nessi-Tedaldi, L. Pape, F. Pauss, T. Punz, A. Rizzi, F.J. Ronga, M. Rossini, L. Sala, A.K. Sanchez, M.-C. Sawley, B. Stieger, L. Tauscher[†], A. Thea, K. Theofilatos, D. Treille, C. Urscheler, R. Wallny, M. Weber, L. Wehrli, J. Weng

Universität Zürich, Zurich, Switzerland

E. Aguilo, C. AMSler, V. Chiochia, S. De Visscher, C. Favaro, M. Ivova Rikova, B. Millan Mejias, P. Otiougova, C. Regenfus, P. Robmann, A. Schmidt, H. Snoek

National Central University, Chung-Li, Taiwan

Y.H. Chang, K.H. Chen, S. Dutta, C.M. Kuo, S.W. Li, W. Lin, Z.K. Liu, Y.J. Lu, D. Mekterovic, R. Volpe, J.H. Wu, S.S. Yu

National Taiwan University (NTU), Taipei, Taiwan

P. Bartalini, P. Chang, Y.H. Chang, Y.W. Chang, Y. Chao, K.F. Chen, W.-S. Hou, Y. Hsiung, K.Y. Kao, Y.J. Lei, R.-S. Lu, J.G. Shiu, Y.M. Tzeng, M. Wang

Cukurova University, Adana, Turkey

A. Adiguzel, M.N. Bakirci³⁴, S. Cerci³⁵, C. Dozen, I. Dumanoglu, E. Eskut, S. Girgis, G. Gokbulut, I. Hos, E.E. Kangal, A. Kayis Topaksu, G. Onengut, K. Ozdemir, S. Ozturk³⁶, A. Polatoz, K. Sogut³⁷, D. Sunar Cerci³⁵, B. Tali³⁵, H. Topakli³⁴, D. Uzun, L.N. Vergili, M. Vergili

Middle East Technical University, Physics Department, Ankara, Turkey

I.V. Akin, T. Aliev, B. Bilin, S. Bilmis, M. Deniz, H. Gamsizkan, A.M. Guler, K. Ocalan, A. Ozpineci, M. Serin, R. Sever, U.E. Surat, E. Yildirim, M. Zeyrek

Bogazici University, Istanbul, Turkey

M. Deliomeroglu, D. Demir³⁸, E. Gülmez, B. Isildak, M. Kaya³⁹, O. Kaya³⁹, M. Özbek, S. Ozkorucuklu⁴⁰, N. Sonmez⁴¹

National Scientific Center, Kharkov Institute of Physics and Technology, Kharkov, Ukraine

L. Levchuk

University of Bristol, Bristol, United Kingdom

F. Bostock, J.J. Brooke, T.L. Cheng, E. Clement, D. Cussans, R. Frazier, J. Goldstein, M. Grimes, M. Hansen, D. Hartley, G.P. Heath, H.F. Heath, L. Kreczko, S. Metson, D.M. Newbold⁴², K. Nirunpong, A. Poll, S. Senkin, V.J. Smith, S. Ward

Rutherford Appleton Laboratory, Didcot, United Kingdom

L. Basso⁴³, K.W. Bell, A. Belyaev⁴³, C. Brew, R.M. Brown, B. Camanzi, D.J.A. Cockerill, J.A. Coughlan, K. Harder, S. Harper, J. Jackson, B.W. Kennedy, E. Olaiya, D. Petyt, B.C. Radburn-Smith, C.H. Shepherd-Themistocleous, I.R. Tomalin, W.J. Womersley, S.D. Worm

Imperial College, London, United Kingdom

R. Bainbridge, G. Ball, J. Ballin, R. Beuselinck, O. Buchmuller, D. Colling, N. Cripps, M. Cutajar, G. Davies, M. Della Negra, W. Ferguson, J. Fulcher, D. Futyan, A. Gilbert, A. Guneratne Bryer, G. Hall, Z. Hatherell, J. Hays, G. Iles, M. Jarvis, G. Karapostoli, L. Lyons, B.C. MacEvoy, A.-M. Magnan, J. Marrouche, B. Mathias, R. Nandi, J. Nash, A. Nikitenko³¹, A. Papageorgiou, M. Pesaresi, K. Petridis, M. Pioppi⁴⁴, D.M. Raymond, S. Rogerson, N. Rompotis, A. Rose, M.J. Ryan, C. Seez, P. Sharp, A. Sparrow, A. Tapper, S. Tourneur, M. Vazquez Acosta, T. Virdee, S. Wakefield, N. Wardle, D. Wardrope, T. Whyntie

Brunel University, Uxbridge, United Kingdom

M. Barrett, M. Chadwick, J.E. Cole, P.R. Hobson, A. Khan, P. Kyberd, D. Leslie, W. Martin, I.D. Reid, L. Teodorescu

Baylor University, Waco, USA

K. Hatakeyama, H. Liu

Boston University, Boston, USA

T. Bose, E. Carrera Jarrin, C. Fantasia, A. Heister, J. St. John, P. Lawson, D. Lazic, J. Rohlf, D. Sperka, L. Sulak

Brown University, Providence, USA

A. Avetisyan, S. Bhattacharya, J.P. Chou, D. Cutts, A. Ferapontov, U. Heintz, S. Jabeen, G. Kukartsev, G. Landsberg, M. Luk, M. Narain, D. Nguyen, M. Segala, T. Sinthuprasith, T. Speer, K.V. Tsang

University of California, Davis, Davis, USA

R. Breedon, M. Calderon De La Barca Sanchez, S. Chauhan, M. Chertok, J. Conway, P.T. Cox, J. Dolen, R. Erbacher, E. Friis, W. Ko, A. Kopecky, R. Lander, H. Liu, S. Maruyama, T. Miceli, M. Nikolic, D. Pellett, J. Robles, S. Salur, T. Schwarz, M. Searle, J. Smith, M. Squires, M. Tripathi, R. Vasquez Sierra, C. Veelken

University of California, Los Angeles, Los Angeles, USA

V. Andreev, K. Arisaka, D. Cline, R. Cousins, A. Deisher, J. Duris, S. Erhan, C. Farrell, J. Hauser, M. Ignatenko, C. Jarvis, C. Plager, G. Rakness, P. Schlein[†], J. Tucker, V. Valuev

University of California, Riverside, Riverside, USA

J. Babb, A. Chandra, R. Clare, J. Ellison, J.W. Gary, F. Giordano, G. Hanson, G.Y. Jeng, S.C. Kao, F. Liu, H. Liu, O.R. Long, A. Luthra, H. Nguyen, B.C. Shen[†], R. Stringer, J. Sturdy, S. Sumowidagdo, R. Wilken, S. Wimpenny

University of California, San Diego, La Jolla, USA

W. Andrews, J.G. Branson, G.B. Cerati, D. Evans, F. Golf, A. Holzner, R. Kelley, M. Lebourgeois, J. Letts, B. Mangano, S. Padhi, C. Palmer, G. Petrucciani, H. Pi, M. Pieri, R. Ranieri, M. Sani, V. Sharma, S. Simon, E. Sudano, Y. Tu, A. Vartak, S. Wasserbaech⁴⁵, F. Würthwein, A. Yagil, J. Yoo

University of California, Santa Barbara, Santa Barbara, USA

D. Barge, R. Bellan, C. Campagnari, M. D'Alfonso, T. Danielson, K. Flowers, P. Geffert, J. Incandela, C. Justus, P. Kalavase, S.A. Koay, D. Kovalskyi, V. Krutelyov, S. Lowette, N. Mccoll, V. Pavlunin, F. Rebassoo, J. Ribnik, J. Richman, R. Rossin, D. Stuart, W. To, J.R. Vlimant

California Institute of Technology, Pasadena, USA

A. Apresyan, A. Bornheim, J. Bunn, Y. Chen, M. Gataullin, Y. Ma, A. Mott, H.B. Newman, C. Rogan, K. Shin, V. Timciuc, P. Traczyk, J. Veverka, R. Wilkinson, Y. Yang, R.Y. Zhu

Carnegie Mellon University, Pittsburgh, USA

B. Akgun, R. Carroll, T. Ferguson, Y. Iiyama, D.W. Jang, S.Y. Jun, Y.F. Liu, M. Paulini, J. Russ, H. Vogel, I. Vorobiev

University of Colorado at Boulder, Boulder, USA

J.P. Cumalat, M.E. Dinardo, B.R. Drell, C.J. Edelmaier, W.T. Ford, A. Gaz, B. Heyburn, E. Luiggi Lopez, U. Nauenberg, J.G. Smith, K. Stenson, K.A. Ulmer, S.R. Wagner, S.L. Zang

Cornell University, Ithaca, USA

L. Agostino, J. Alexander, D. Cassel, A. Chatterjee, S. Das, N. Eggert, L.K. Gibbons, B. Heltsley, W. Hopkins, A. Khukhunaishvili, B. Kreis, G. Nicolas Kaufman, J.R. Patterson, D. Puigh, A. Ryd, E. Salvati, X. Shi, W. Sun, W.D. Teo, J. Thom, J. Thompson, J. Vaughan, Y. Weng, L. Winstrom, P. Wittich

Fairfield University, Fairfield, USA

A. Biselli, G. Cirino, D. Winn

Fermi National Accelerator Laboratory, Batavia, USA

S. Abdullin, M. Albrow, J. Anderson, G. Apollinari, M. Atac, J.A. Bakken, S. Banerjee, L.A.T. Bauerdick, A. Beretvas, J. Berryhill, P.C. Bhat, I. Bloch, F. Borchering, K. Burkett,

J.N. Butler, V. Chetluru, H.W.K. Cheung, F. Chlebana, S. Cihangir, W. Cooper, D.P. Eartly, V.D. Elvira, S. Esen, I. Fisk, J. Freeman, Y. Gao, E. Gottschalk, D. Green, K. Gunthoti, O. Gutsche, J. Hanlon, R.M. Harris, J. Hirschauer, B. Hooberman, H. Jensen, M. Johnson, U. Joshi, R. Khatiwada, B. Klima, K. Kousouris, S. Kunori, S. Kwan, C. Leonidopoulos, P. Limon, D. Lincoln, R. Lipton, J. Lykken, K. Maeshima, J.M. Marraffino, D. Mason, P. McBride, T. Miao, K. Mishra, S. Mrenna, Y. Musienko⁴⁶, C. Newman-Holmes, V. O'Dell, R. Pordes, O. Prokofyev, N. Saoulidou, E. Sexton-Kennedy, S. Sharma, W.J. Spalding, L. Spiegel, P. Tan, L. Taylor, S. Tkaczyk, L. Uplegger, E.W. Vaandering, R. Vidal, J. Whitmore, W. Wu, F. Yang, F. Yumiceva, J.C. Yun

University of Florida, Gainesville, USA

D. Acosta, P. Avery, D. Bourilkov, M. Chen, M. De Gruttola, G.P. Di Giovanni, D. Dobur, A. Drozdetskiy, R.D. Field, M. Fisher, Y. Fu, I.K. Furic, J. Gartner, B. Kim, J. Konigsberg, A. Korytov, A. Kropivnitskaya, T. Kypreos, K. Matchev, G. Mitselmakher, L. Muniz, C. Prescott, R. Remington, M. Schmitt, B. Scurlock, P. Sellers, N. Skhirtladze, M. Snowball, D. Wang, J. Yelton, M. Zakaria

Florida International University, Miami, USA

C. Ceron, V. Gaultney, L. Kramer, L.M. Lebolo, S. Linn, P. Markowitz, G. Martinez, D. Mesa, J.L. Rodriguez

Florida State University, Tallahassee, USA

T. Adams, A. Askew, J. Bochenek, J. Chen, B. Diamond, S.V. Gleyzer, J. Haas, S. Hagopian, V. Hagopian, M. Jenkins, K.F. Johnson, H. Prosper, L. Quertenmont, S. Sekmen, V. Veeraraghavan

Florida Institute of Technology, Melbourne, USA

M.M. Baarmand, B. Dorney, S. Guragain, M. Hohlmann, H. Kalakhety, R. Ralich, I. Vodopiyarov

University of Illinois at Chicago (UIC), Chicago, USA

M.R. Adams, I.M. Anghel, L. Apanasevich, Y. Bai, V.E. Bazterra, R.R. Betts, J. Callner, R. Cavanaugh, C. Dragoiu, L. Gauthier, C.E. Gerber, S. Hamdan, D.J. Hofman, S. Khalatyan, G.J. Kunde⁴⁷, F. Lacroix, M. Malek, C. O'Brien, C. Silvestre, A. Smoron, D. Strom, N. Varelas

The University of Iowa, Iowa City, USA

U. Akgun, E.A. Albayrak, B. Bilki, W. Clarida, F. Duru, C.K. Lae, E. McCliment, J.-P. Merlo, H. Mermerkaya⁴⁸, A. Mestvirishvili, A. Moeller, J. Nachtman, C.R. Newsom, E. Norbeck, J. Olson, Y. Onel, F. Ozok, S. Sen, J. Wetzel, T. Yetkin, K. Yi

Johns Hopkins University, Baltimore, USA

B.A. Barnett, B. Blumenfeld, A. Bonato, C. Eskew, D. Fehling, G. Giurgiu, A.V. Gritsan, Z.J. Guo, G. Hu, P. Maksimovic, S. Rappoccio, M. Swartz, N.V. Tran, A. Whitbeck

The University of Kansas, Lawrence, USA

P. Baringer, A. Bean, G. Benelli, O. Grachov, R.P. Kenny Iii, M. Murray, D. Noonan, S. Sanders, J.S. Wood, V. Zhukova

Kansas State University, Manhattan, USA

A.F. Barfuss, T. Bolton, I. Chakaberia, A. Ivanov, S. Khalil, M. Makouski, Y. Maravin, S. Shrestha, I. Svintradze, Z. Wan

Lawrence Livermore National Laboratory, Livermore, USA

J. Gronberg, D. Lange, D. Wright

University of Maryland, College Park, USA

A. Baden, M. Boutemur, S.C. Eno, D. Ferencek, J.A. Gomez, N.J. Hadley, R.G. Kellogg, M. Kirn, Y. Lu, A.C. Mignerey, K. Rossato, P. Rumerio, F. Santanastasio, A. Skuja, J. Temple, M.B. Tonjes, S.C. Tonwar, E. Twedt

Massachusetts Institute of Technology, Cambridge, USA

B. Alver, G. Bauer, J. Bendavid, W. Busza, E. Butz, I.A. Cali, M. Chan, V. Dutta, P. Everaerts, G. Gomez Ceballos, M. Goncharov, K.A. Hahn, P. Harris, Y. Kim, M. Klute, Y.-J. Lee, W. Li, C. Loizides, P.D. Luckey, T. Ma, S. Nahn, C. Paus, D. Ralph, C. Roland, G. Roland, M. Rudolph, G.S.F. Stephens, F. Stöckli, K. Sumorok, K. Sung, E.A. Wenger, R. Wolf, S. Xie, M. Yang, Y. Yilmaz, A.S. Yoon, M. Zanetti

University of Minnesota, Minneapolis, USA

S.I. Cooper, P. Cushman, B. Dahmes, A. De Benedetti, P.R. Duderø, G. Franzoni, J. Haupt, K. Klappoetke, Y. Kubota, J. Mans, V. Rekovic, R. Rusack, M. Sasseville, A. Singovsky, N. Tambe

University of Mississippi, University, USA

L.M. Cremaldi, R. Godang, R. Kroeger, L. Perera, R. Rahmat, D.A. Sanders, D. Summers

University of Nebraska-Lincoln, Lincoln, USA

K. Bloom, S. Bose, J. Butt, D.R. Claes, A. Dominguez, M. Eads, J. Keller, T. Kelly, I. Kravchenko, J. Lazo-Flores, H. Malbouisson, S. Malik, G.R. Snow

State University of New York at Buffalo, Buffalo, USA

U. Baur, A. Godshalk, I. Iashvili, S. Jain, A. Kharchilava, A. Kumar, S.P. Shipkowski, K. Smith

Northeastern University, Boston, USA

G. Alverson, E. Barberis, D. Baumgartel, O. Boeriu, M. Chasco, S. Reucroft, J. Swain, D. Trocino, D. Wood, J. Zhang

Northwestern University, Evanston, USA

A. Anastassov, A. Kubik, N. Odell, R.A. Ofierzynski, B. Pollack, A. Pozdnyakov, M. Schmitt, S. Stoynev, M. Velasco, S. Won

University of Notre Dame, Notre Dame, USA

L. Antonelli, D. Berry, A. Brinkerhoff, M. Hildreth, C. Jessop, D.J. Karmgard, J. Kolb, T. Kolberg, K. Lannon, W. Luo, S. Lynch, N. Marinelli, D.M. Morse, T. Pearson, R. Ruchti, J. Slaunwhite, N. Valls, M. Wayne, J. Ziegler

The Ohio State University, Columbus, USA

B. Bylsma, L.S. Durkin, J. Gu, C. Hill, P. Killewald, K. Kotov, T.Y. Ling, M. Rodenburg, G. Williams

Princeton University, Princeton, USA

N. Adam, E. Berry, P. Elmer, D. Gerbaudo, V. Halyo, P. Hebda, A. Hunt, J. Jones, E. Laird, D. Lopes Pegna, D. Marlow, T. Medvedeva, M. Mooney, J. Olsen, P. Piroué, X. Quan, H. Saka, D. Stickland, C. Tully, J.S. Werner, A. Zuranski

University of Puerto Rico, Mayaguez, USA

J.G. Acosta, X.T. Huang, A. Lopez, H. Mendez, S. Oliveros, J.E. Ramirez Vargas, A. Zatserklyaniy

Purdue University, West Lafayette, USA

E. Alagoz, V.E. Barnes, G. Bolla, L. Borrello, D. Bortoletto, A. Everett, A.F. Garfinkel, L. Gutay, Z. Hu, M. Jones, O. Koybasi, M. Kress, A.T. Laasanen, N. Leonardo, C. Liu, V. Maroussov,

P. Merkel, D.H. Miller, N. Neumeister, I. Shipsey, D. Silvers, A. Svyatkovskiy, H.D. Yoo, J. Zablocki, Y. Zheng

Purdue University Calumet, Hammond, USA

P. Jindal, N. Parashar

Rice University, Houston, USA

C. Boulahouache, V. Cuplov, K.M. Ecklund, F.J.M. Geurts, B.P. Padley, R. Redjimi, J. Roberts, J. Zabel

University of Rochester, Rochester, USA

B. Betchart, A. Bodek, Y.S. Chung, R. Covarelli, P. de Barbaro, R. Demina, Y. Eshaq, H. Flacher, A. Garcia-Bellido, P. Goldenzweig, Y. Gotra, J. Han, A. Harel, D.C. Miner, D. Orbaker, G. Petrillo, D. Vishnevskiy, M. Zielinski

The Rockefeller University, New York, USA

A. Bhatti, R. Ciesielski, L. Demortier, K. Goulios, G. Lungu, S. Malik, C. Mesropian, M. Yan

Rutgers, the State University of New Jersey, Piscataway, USA

O. Atramentov, A. Barker, D. Duggan, Y. Gershtein, R. Gray, E. Halkiadakis, D. Hidas, D. Hits, A. Lath, S. Panwalkar, R. Patel, A. Richards, K. Rose, S. Schnetzer, S. Somalwar, R. Stone, S. Thomas

University of Tennessee, Knoxville, USA

G. Cerizza, M. Hollingsworth, S. Spanier, Z.C. Yang, A. York

Texas A&M University, College Station, USA

R. Eusebi, W. Flanagan, J. Gilmore, A. Gurrola, T. Kamon, V. Khotilovich, R. Montalvo, I. Osipenkov, Y. Pakhotin, J. Pivarski, A. Safonov, S. Sengupta, A. Tatarinov, D. Toback, M. Weinberger

Texas Tech University, Lubbock, USA

N. Akchurin, C. Bardak, J. Damgov, C. Jeong, K. Kovitanggoon, S.W. Lee, P. Mane, Y. Roh, A. Sill, I. Volobouev, R. Wigmans, E. Yazgan

Vanderbilt University, Nashville, USA

E. Appelt, E. Brownson, D. Engh, C. Florez, W. Gabella, M. Issah, W. Johns, P. Kurt, C. Maguire, A. Melo, P. Sheldon, B. Snook, S. Tuo, J. Velkovska

University of Virginia, Charlottesville, USA

M.W. Arenton, M. Balazs, S. Boutle, B. Cox, B. Francis, R. Hirosky, A. Ledovskoy, C. Lin, C. Neu, R. Yohay

Wayne State University, Detroit, USA

S. Gollapinni, R. Harr, P.E. Karchin, P. Lamichhane, M. Mattson, C. Milstène, A. Sakharov

University of Wisconsin, Madison, USA

M. Anderson, M. Bachtis, J.N. Bellinger, D. Carlsmith, S. Dasu, J. Efron, K. Flood, L. Gray, K.S. Grogg, M. Grothe, R. Hall-Wilton, M. Herndon, A. Hervé, P. Klabbers, J. Klukas, A. Lanaro, C. Lazaridis, J. Leonard, R. Loveless, A. Mohapatra, F. Palmonari, D. Reeder, I. Ross, A. Savin, W.H. Smith, J. Swanson, M. Weinberg

†: Deceased

1: Also at CERN, European Organization for Nuclear Research, Geneva, Switzerland

2: Also at Universidade Federal do ABC, Santo Andre, Brazil

3: Also at Laboratoire Leprince-Ringuet, Ecole Polytechnique, IN2P3-CNRS, Palaiseau, France

- 4: Also at Suez Canal University, Suez, Egypt
- 5: Also at British University, Cairo, Egypt
- 6: Also at Fayoum University, El-Fayoum, Egypt
- 7: Also at Soltan Institute for Nuclear Studies, Warsaw, Poland
- 8: Also at Massachusetts Institute of Technology, Cambridge, USA
- 9: Also at Université de Haute-Alsace, Mulhouse, France
- 10: Also at Brandenburg University of Technology, Cottbus, Germany
- 11: Also at Moscow State University, Moscow, Russia
- 12: Also at Institute of Nuclear Research ATOMKI, Debrecen, Hungary
- 13: Also at Eötvös Loránd University, Budapest, Hungary
- 14: Also at Tata Institute of Fundamental Research - HECR, Mumbai, India
- 15: Also at University of Visva-Bharati, Santiniketan, India
- 16: Also at Sharif University of Technology, Tehran, Iran
- 17: Also at Shiraz University, Shiraz, Iran
- 18: Also at Isfahan University of Technology, Isfahan, Iran
- 19: Also at Facoltà Ingegneria Università di Roma, Roma, Italy
- 20: Also at Università della Basilicata, Potenza, Italy
- 21: Also at Laboratori Nazionali di Legnaro dell' INFN, Legnaro, Italy
- 22: Also at Università degli studi di Siena, Siena, Italy
- 23: Also at California Institute of Technology, Pasadena, USA
- 24: Also at Faculty of Physics of University of Belgrade, Belgrade, Serbia
- 25: Also at University of California, Los Angeles, Los Angeles, USA
- 26: Also at University of Florida, Gainesville, USA
- 27: Also at Université de Genève, Geneva, Switzerland
- 28: Also at Scuola Normale e Sezione dell' INFN, Pisa, Italy
- 29: Also at University of Athens, Athens, Greece
- 30: Also at The University of Kansas, Lawrence, USA
- 31: Also at Institute for Theoretical and Experimental Physics, Moscow, Russia
- 32: Also at Paul Scherrer Institut, Villigen, Switzerland
- 33: Also at University of Belgrade, Faculty of Physics and Vinca Institute of Nuclear Sciences, Belgrade, Serbia
- 34: Also at Gaziosmanpasa University, Tokat, Turkey
- 35: Also at Adiyaman University, Adiyaman, Turkey
- 36: Also at The University of Iowa, Iowa City, USA
- 37: Also at Mersin University, Mersin, Turkey
- 38: Also at Izmir Institute of Technology, Izmir, Turkey
- 39: Also at Kafkas University, Kars, Turkey
- 40: Also at Suleyman Demirel University, Isparta, Turkey
- 41: Also at Ege University, Izmir, Turkey
- 42: Also at Rutherford Appleton Laboratory, Didcot, United Kingdom
- 43: Also at School of Physics and Astronomy, University of Southampton, Southampton, United Kingdom
- 44: Also at INFN Sezione di Perugia; Università di Perugia, Perugia, Italy
- 45: Also at Utah Valley University, Orem, USA
- 46: Also at Institute for Nuclear Research, Moscow, Russia
- 47: Also at Los Alamos National Laboratory, Los Alamos, USA
- 48: Also at Erzincan University, Erzincan, Turkey