

Elliptic flow from event-by-event hydrodynamics

H. Holopainen^{1,2}, H. Niemi³ and K. J. Eskola^{1,2}

¹ Department of Physics, P.O.Box 35, FI-40014 University of Jyväskylä, Finland

² Helsinki Institute of Physics, P.O.Box 64, FI-00014 University of Helsinki, Finland

³ Frankfurt Institute for Advanced Studies, Ruth-Moufang-Str. 1, D-60438 Frankfurt am Main, Germany

E-mail: hannu.l.holopainen@jyu.fi

Abstract. We present an event-by-event hydrodynamical framework which takes into account the initial density fluctuations arising from a Monte Carlo Glauber model. The elliptic flow is calculated with the event plane method and a one-to-one comparison with the measured event plane v_2 is made. Both the centrality- and p_T -dependence of the v_2 are remarkably well reproduced. We also find that the participant plane is a quite good approximation for the event plane.

1. Introduction

Hydrodynamical models using smooth initial conditions cannot reproduce the centrality dependence of the elliptic flow coefficients v_2 , measured using the event plane method (see e.g. Fig. 7.5 in [1]). To study this more carefully we present here an event-by-event hydrodynamical framework introduced in Ref. [2] and make a one-to-one comparison with the experimental event plane results for the elliptic flow. Also the v_2 with respect to the participant plane is considered.

2. Event-by-event hydrodynamics framework

The initial state is obtained from a Monte Carlo Glauber model. First, nucleons are randomly distributed into the nuclei using a standard Woods-Saxon potential. Then the impact parameter b is sampled from a distribution $dN/db \sim b$. A nucleon i and a nucleon j from different nuclei collide if their transverse locations are close enough,

$$(x_i - x_j)^2 + (y_i - y_j)^2 \leq \frac{\sigma_{NN}}{\pi}, \quad (1)$$

where σ_{NN} is the inelastic nucleon-nucleon cross section. For $\sqrt{s_{NN}} = 200$ GeV we use $\sigma_{NN} = 42$ mb. The impact parameter defines the reaction plane (RP) and the participant plane (PP) is obtained from the participant configuration by maximizing the eccentricity. Centrality classes are defined using the number of participants N_{part} and slicing their distribution into N_{part} intervals as shown in Ref. [2].

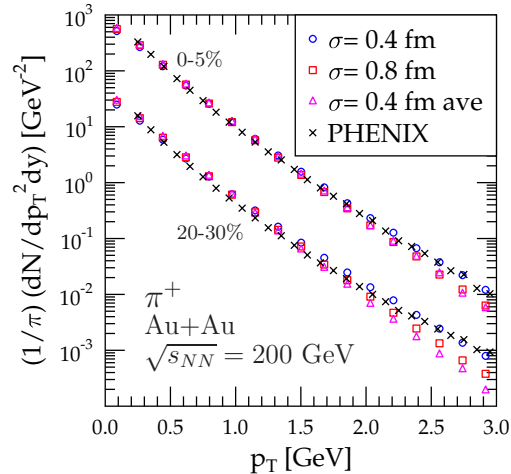


Figure 1. The transverse momentum spectra of positively charged pions in Au+Au collisions at $\sqrt{s_{NN}} = 200$ GeV. The event-by-event hydrodynamical calculations with two different fluctuation size parameters and the smooth initial state calculations are shown at two centralities. The data are from the PHENIX Collaboration [7]. From [2].

The initial energy density ϵ in the transverse plane is obtained by distributing energy around the participants using a 2-dimensional Gaussian smearing,

$$\epsilon(x, y) = \frac{K}{2\pi\sigma^2} \sum_{i=1}^{N_{\text{part}}} \exp\left(-\frac{(x-x_i)^2 + (y-y_i)^2}{2\sigma^2}\right), \quad (2)$$

where K is a overall normalization factor and σ is a free parameter, which controls the width of the Gaussian. The overall normalization as well as the initial time $\tau_0 = 0.17$ fm are fixed from the EKRT model [3].

For each event, we solve the ideal hydrodynamical equations $\partial_\mu T^{\mu\nu} = 0$ assuming longitudinal boost-invariance and zero net-baryon density. We further need to specify an equation of state (EoS) $P = P(\epsilon)$ to close the set of equations. Our choice is the EoS from Ref. [4]. The freeze-out is assumed to happen at a constant temperature $T_F = 160$ MeV, and the thermal spectra are calculated using the Cooper-Frye method. Hadrons are sampled from the calculated spectra and they are given to PYTHIA 6.4 [5], which does all the strong and electromagnetic resonance decays.

In order to make a one-to-one comparison with the experiments, the elliptic flow is calculated with the event plane (EP) method. The event flow vector for the second harmonic is

$$Q_2 = \sum_i (p_{Ti} \cos(2\phi_i), p_{Ti} \sin(2\phi_i)), \quad (3)$$

where we sum over all particles, and the event plane angle ψ_2 is obtained from this as

$$\psi_2 = \frac{\arctan(Q_{2,y}/Q_{2,x})}{2}. \quad (4)$$

Since we have only a finite number of particles in each event, the event plane fluctuates around the true event plane, which would be the one determined from infinitely many particles. The correction \mathcal{R} from these fluctuations is calculated with the 2-subevent method [6]. The final event plane elliptic flow is thus

$$v_2\{\text{EP}\} = \langle \cos(2(\phi_i - \psi_2)) \rangle / \mathcal{R}. \quad (5)$$

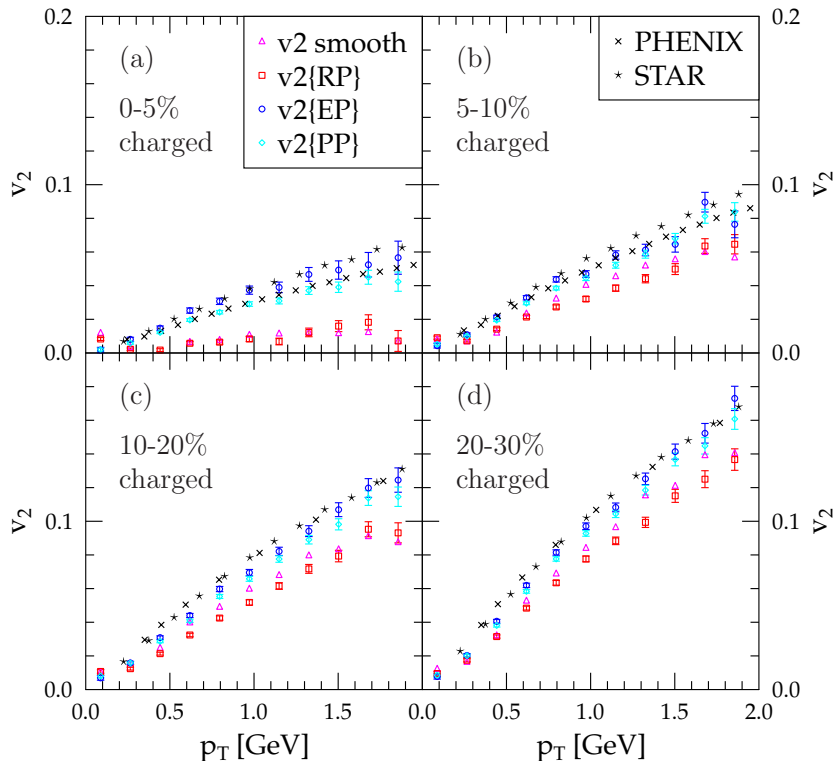


Figure 2. The elliptic flow of charged hadrons in Au+Au collisions at $\sqrt{s_{NN}} = 200$ GeV. The event-by-event calculations with respect to different reference planes and the calculations with smooth initial states are from [2]. The data are from the PHENIX and STAR Collaborations [8, 9, 10].

3. Results

For each centrality class we have made 500 hydro runs and to increase the event statistics we have sampled each thermal hadron spectra 20 times. The smooth initial states are obtained by taking an average over 20 000 initial energy density profiles. The obtained transverse momentum spectra of pions are plotted in Fig. 1. The density fluctuations increase the number of high- p_T particles since the initial pressure gradients are larger. However, if the fluctuation size parameter σ is sufficiently large, the difference to the smooth result is small.

In Fig. 2 we have plotted the elliptic flow with respect to the different reference planes. The EP results agree very well with the measured data at all centralities shown

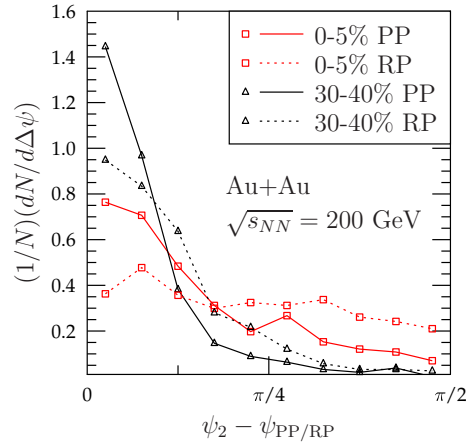


Figure 3. The correlation of the event plane with the participant plane and the reaction plane in Au+Au collisions at $\sqrt{s_{NN}} = 200$ GeV. From [2].

in the figure. If we use PP instead of EP, the elliptic flow is a little bit smaller, but PP seems to be a quite good approximation for the EP. The $v_2\{\text{RP}\}$ is generally smaller than $v_2\{\text{EP}\}$, but it is very close to the smooth result. Thus the fluctuations alone do not generate more elliptic flow, but the reference plane definition is very important.

In Fig. 3 is shown the correlation of the EP with the PP, and with the RP. Note that the trivial fluctuations of ψ_2 around the true EP are included in the figure. The correlation between the EP and the PP is, as expected, stronger than that between the EP and the RP.

Acknowledgments

This work was supported by the Academy of Finland (project 133005), the Finnish Graduate School of Particle and Nuclear Physics, the Magnus Ehrnrooth Foundation and the Extreme Matter Institute (EMMI). We acknowledge CSC – IT Center for Science in Espoo, Finland, for the allocation of computational resources.

References

- [1] Niemi H 2008 *Hydrodynamical Flow and Hadron Spectra in Ultra-relativistic Heavy Ion Collisions at RHIC and the LHC* Ph.D. thesis (Jyväskylä: Department of Physics, University of Jyväskylä)
- [2] Holopainen H, Niemi H and Eskola K J 2011 *Phys. Rev. C* **83** 034901
- [3] Eskola K J, Kajantie K, Ruuskanen P V and Tuominen K 2000 *Nucl. Phys. B* **570** 379
- [4] Laine M and Schroder Y 2006 *Phys. Rev. D* **73** 085009
- [5] Sjostrand T, Mrenna S and Skands P Z 2006 *J. High Energy Phys.* JHEP05(2006)026
- [6] Poskanzer A M and Voloshin S A 1998 *Phys. Rev. C* **58** 1671
- [7] Adler S S et al 2004 (PHENIX Collaboration) *Phys. Rev. C* **69** 034909
- [8] Afanasiev S et al 2009 (PHENIX Collaboration) *Phys. Rev. C* **80** 024909
- [9] Adare A et al 2010 (PHENIX Collaboration) *Phys. Rev. Lett.* **105** 062301
- [10] Adams J et al 2005 (STAR Collaboration) *Phys. Rev. C* **72** 014904