

Evolution of the spin resonance of CeCoIn₅ as a function of magnetic field and La substitution

Stéphane Raymond, Justin Panarin, Gérard Lapertot and Jacques Flouquet

SPSMS, UMR-E 9001, CEA-INAC/UJF-Grenoble 1, 38054 Grenoble, France

We report the evolution of the spin resonance in CeCoIn₅ as a function of magnetic field and lanthanum substitution. In both cases, the resonance peak position shifts to lower energy and the lineshape broadens. For La doping, it is found that the ratio $\Omega_{res}/k_B T_c$ is almost constant as a function of x . Under magnetic field the decrease of the excitation energy is similar for H// [1, $\bar{1}$, 0] and [1, 1, 1] and faster than the decrease of $T_c(H)$. The Zeeman effect found for the field applied along [1, $\bar{1}$, 0] corresponds to the ground state magnetic moment.

KEYWORDS: Unconventional superconductivity, heavy fermion systems, inelastic neutron scattering

1. Introduction

CeCoIn₅ has the highest superconducting transition temperature among cerium heavy fermion materials ($T_c = 2.3$ K).¹⁾ It belongs to the so called 1-1-5 family of compounds (CeTIn₅, T=Co, Rh, Ir) where the competition between magnetism and superconductivity can be finely tuned by applying pressure, chemical substitution or magnetic field leading to rich interpenetrated magnetic and superconducting phase diagrams.^{2,3)} CeCoIn₅ is identified as a d -wave superconductor⁴⁾ with multiband effects.⁵⁾ It crystallizes in the tetragonal space group P4/mmm and the Fermi surface shows two dimensional features.⁶⁾ The closeness of CeCoIn₅ to a magnetic quantum critical point is attested by measurements for various doping⁷⁾ and under magnetic field.⁸⁾ One of the most important aspect of the physics of CeCoIn₅ is a new phase that appears at high field and low temperature (HFLT phase, $H \geq 10.5$ T, $T \leq 350$ mK) when the field is applied in the basal plane of the tetragonal structure. Initially this state was considered⁹⁾ as the realization of a modulated superconducting FFLO state.¹⁰⁾ In contrast, up to now, the only microscopic signature of the HFLT phase is a long range magnetic order of incommensurate nature with the magnetic moments along the c -axis and a moment of about $0.15 \mu_B$.¹⁴⁻¹⁶⁾ Strikingly this magnetic order is tight to the superconductivity and disappears above H_{c2} and this unusual feature leads to many theoretical propositions.¹¹⁻¹³⁾

2. Resonance as a function of magnetic field

As concerns the magnetic excitation spectrum at zero magnetic field, a spin resonance is observed below T_c and is peaked at the hot-spot vector $\mathbf{Q}=(1/2, 1/2, 1/2)$ with an energy $\Omega_{res} = 0.55$ meV.¹⁷⁾ We previously reported the evolution of the spin resonance of CeCoIn₅ for magnetic field applied along [1, $\bar{1}$, 0] direction¹⁸⁾ and for La substitution.¹⁹⁾

In the present paper, we show new data for magnetic field applied along [1, 1, 1]. This latter experiment was performed on the cold neutron three axis spectrometer IN12 at ILL, Grenoble. Measurements were performed using the 3.8 T horizontal field magnet with a dilution insert. The incident beam was provided by a vertically focusing pyrolytic graphite (PG) monochromator. A Be filter was placed just before the sample in order to cut down the higher order contamination of

neutrons. The sample is the same as in Panarin et al.¹⁸⁾ and the [1, 1, 0] and [0, 0, 1] directions define the horizontal scattering plane. The spectrometer was setup in W configuration using constant $k_f=1.3 \text{ \AA}^{-1}$, a horizontally focusing PG analyzer was used with collimations 60'-open-open. The data analysis is the same as already reported in the previous papers.^{18,19)} Figure 1 shows spectra measured for different magnetic fields applied along $\mathbf{Q}=(1/2, 1/2, 1/2)$ at 100 mK. The resonance peak position shifts to lower energy when the magnetic field increases while the peak lineshape broadens. This behavior is very similar to the one reported for H//[1, $\bar{1}$, 0].¹⁸⁾ Figure 2 shows the field variation of the peak position as a function of magnetic field applied along [1, $\bar{1}$, 0] and [1, 1, 1]. The latter data fall on the same curve than the one along [1, $\bar{1}$, 0]. A linear fit gives a slope of $\alpha=-0.039(2) \text{ meV.T}^{-1}$. The corresponding linear extrapolation to zero energy of the resonance peak will give a critical field of 14.1 T.

3. Analysis of the Zeeman effect

In line with the works performed on cuprates, the nature of the resonance peak in CeCoIn₅ is in debate being described either as an exciton (a $S=1$ bound state in the particle-hole channel)²⁰⁾ or as a magnon (a magnetic mode visible below T_c due to the suppression of Landau damping).²¹⁾ Without precise theoretical model, it is therefore difficult to analyze our data beyond a phenomenological approach. Since Ω_{res} is associated with d -wave superconductivity, one can expect that it will collapse at H_{c2} . This behavior has been observed for the spin gap of the electron doped compound Nd_{1.85}Ce_{0.15}CuO₄.²²⁾ In this view, it is surprising that the initial field variation of Ω_{res} found in CeCoIn₅ is very similar for both field directions shown in Fig.2 whereas the upper critical field H_{c2} is 11.8 T in the plane and respectively 9 T along [1, 1, 1] (this value is taken from Correa et al.²³⁾ knowing that the angle between the basal plane and [1, 1, 1] is 23° ; the given directions are in reciprocal space). If Ω_{res} must vanish at H_{c2} , one would expect that Ω_{res} will decrease strongly for the direction of the smaller critical field. However in low field, the difference in $T_c(H)$ between the basal plane and [1, 1, 1] is rather weak.

Beyond the fact that Ω_{res} is associated with superconductivity, it is at first place a magnetic excitation and its response to a magnetic field must be considered to this respect. The

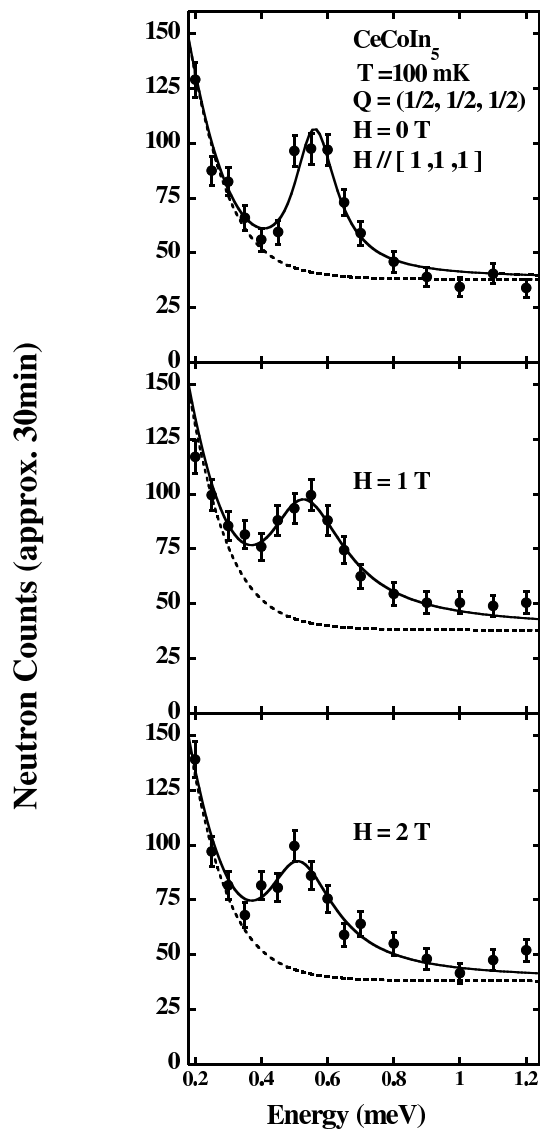


Fig. 1. Excitation spectrum of CeCoIn₅ measured at $Q=(1/2, 1/2, 1/2)$ for $H = 0, 1$ and 2 T applied along $[1,1,1]$ and $T=100$ mK. The solid lines are inelastic Lorentzian fits as described in Panarin et al.^{18,19} The dashed line indicates the background.

first unanswered question concerns the polarization of the resonance in relation with the magnetic anisotropy of the system. On the one hand, the bulk susceptibility shows that the c -axis is the easy axis by a factor of about two at low temperatures.¹⁾ On the other hand, recent NMR experiments²⁴⁾ point out that the staggered susceptibility has exactly the reverse anisotropy than the bulk one. Further neutron scattering experiments are needed to address this point. The second question concerns the degeneracy of the excitation that is also not clear at present. In the most common model of spin exciton, the mode is a triplet. While there is a consequent amount of work dealing with the response of a triplet excitation under several magnetic field directions for insulating model magnets,²⁵⁾ one must be careful when applying these ideas to complex metallic systems since both damping effects and cross-section issues may render some modes not measurable.²⁶⁾ As a consequence we do not have at present a sound explanation for the similar field dependence of Ω_{res} for $H // [1, \bar{1}, 0]$ and $[1,1,1]$. All the more the statistics of our data is limited and

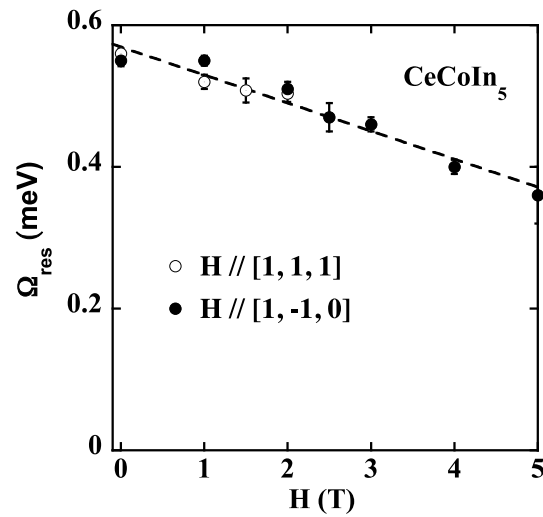


Fig. 2. Magnetic field dependence of the resonance energy for magnetic field applied along $[1, \bar{1}, 0]$ and $[1,1,1]$.

the two field directions are quite close. The most interesting experiment would be to put the field along $[0,0,1]$ but this is not technically feasible while measuring at $Q=(1/2,1/2,1/2)$.

In our measurements, we observed only one mode of decreasing energy when the magnetic field increases. One can consider the slope of the observed Zeeman effect. We calculate that the ground state wave function obtained from x-ray and neutron scattering experiment²⁷⁾ ($|0\rangle = 0.36|\pm 5/2\rangle + 0.93|\mp 3/2\rangle$) carries the (para)magnetic moment $\mu_z=0.83 \mu_B$ (along the c -axis) and $\mu_{perp}=0.64 \mu_B$ (in the plane). Knowing that $1\mu_B \times 1 \text{ T} \approx 0.058 \text{ meV}$, we conclude from the slope of $\Omega_{res}(H)$ that the magnetic mode carries the magnetic moment of the crystal field ground state ($0.64 \times 0.058 = 0.03712 \approx \alpha$). This striking feature would mean that the resonance is not a $S=1$ exciton as in the most common models for such an excitation. In other words, if we describe the ground state with a pseudo-spin $1/2$, the measured excitation also carries the same pseudo-spin $1/2$. Furthermore, we observe the Zeeman effect of the $4f$ localized crystal field magnetic moment. This may have some relevance to theories pointing the importance of localized electrons in CeCoIn₅.^{28,29)} However if this alone will control the field dependence of Ω_{res} , a slight faster decrease is expected for field along $[1,1,1]$.

4. Resonance versus HFLT phase

Finally let us comment on the relevance of the resonance peak for the HFLT phase. Instead of considering that Ω_{res} collapses at H_{c2} , another viewpoint is to consider that Ω_{res} collapses at H_{HFLT} lower than H_{c2} . In this view, magnetic order occurs at H_{HFLT} in analogy with Goldstone mode for a phase transition. This behavior has been observed for the spin gap of the hole doped compound $\text{La}_{1.855}\text{Sr}_{0.145}\text{CuO}_4$ ³⁰⁾ where long range order occurs for magnetic field one order of magnitude below H_{c2} . This simple idea corresponds to an "old" prediction of $\text{SO}(5)$ theory.³¹⁾ The same viewpoint is developed in a recent model of exciton condensation leading to long range magnetic order.³²⁾ Both elastic and inelastic neutron scattering data indicate that this situation occurs for $H // [1, \bar{1}, 0]$. In contrast, for $H // [1,1,1]$, at a tilt angle of 23° from the basal plane, the magnetic order is not reported: it disappears at 17°

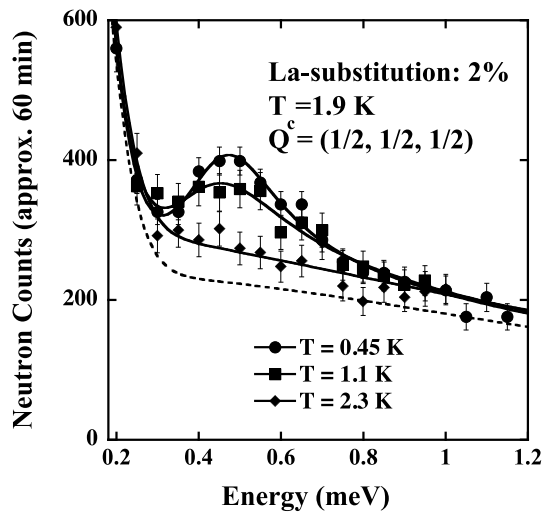


Fig. 3. Temperature dependence of the magnetic excitation spectrum of $\text{Ce}_{0.98}\text{La}_{0.02}\text{CoIn}_5$ measured at $\mathbf{Q}=(1/2, 1/2, 1/2)$.

according to neutron scattering data¹⁶⁾ and at 18° according to bulk measurements.²³⁾ For this field direction, we observed a decrease of the resonance energy. Hence there is not a one to one correspondence between the response of the resonance under field and the occurrence of the HFLT phase : not only the mode must soften but also the susceptibility must be enhanced in order to favor magnetic order.³²⁾ The sensitivity of the HFLT phase to the magnetic field orientation means that stringent conditions are required for the cooperative effect between magnetism and superconductivity.^{12, 13, 32)}

5. Resonance as a function of La substitution

The experiments carried out with La doping lead to the conclusion that $\Omega_{res}/k_B T_c$ is almost constant as a function of La concentration.¹⁹⁾ Figure 3 shows the temperature dependence of the magnetic excitation spectrum for $\text{Ce}_{0.98}\text{La}_{0.02}\text{CoIn}_5$ for which $T_c=1.9$ K. As for the pure compound,¹⁷⁾ the magnetic excitation does not exist above T_c and the resonance at low energy peaks at $\Omega_{res}=0.45$ meV. Figure 4 shows the variation of $\Omega_{res}/k_B T_c$ as a function of La concentration as reported in Panarin et al.¹⁹⁾ As already stated the theory for this mode is not settled. The only theoretical calculation dealing with impurity effects on a spin resonance is performed in the framework of the spin exciton model for the cuprates.³³⁾ It predicts the two effects observed here: decrease of the resonance energy and lineshape broadening. By examining the data on cuprates, iron superconductors and heavy fermion systems, it was reported that the resonance energy is in a phenomenological way proportional to the superconducting gap with $\Omega_{res} \approx 0.64 \times 2\Delta$.³⁴⁾ Since for a d -wave superconductor, it is expected that pair-breaking non magnetic impurities lead to $\Delta/\Delta_0 = T_c/T_{c0}$,³⁵⁾ the relation $\Omega_{res} \propto k_B T_c$ is somehow expected in the case of La substitution (Δ_0 is the gap for $x=0$, T_{c0} is the value of T_c for $x=0$). The fact that pair-breaking is the dominant effect in $\text{Ce}_{1-x}\text{La}_x\text{CoIn}_5$, as opposed to a "simple" tuning parameter is underlined by resistivity³⁶⁾ and specific heat measurements.³⁷⁾

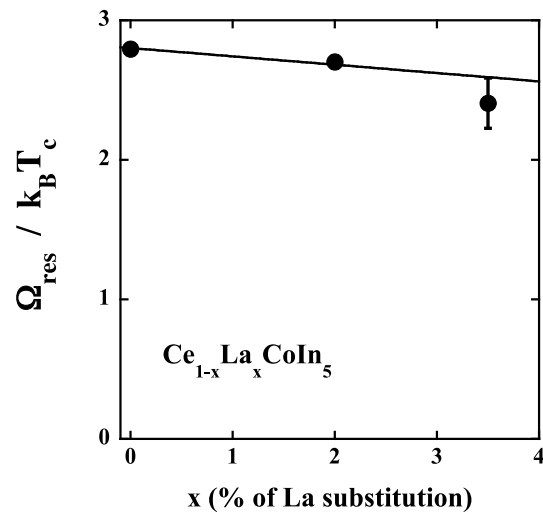


Fig. 4. $\Omega_{res}/k_B T_c$ as a function of La concentration in $\text{Ce}_{1-x}\text{La}_x\text{CoIn}_5$.

6. $\Omega_{res}(H)$ versus $T_c(H)$

Under magnetic field, the situation is more complex, since in CeCoIn_5 both Pauli and orbital effects are present as the magnetic field increases. In the model of the spin exciton these effects are treated separately: the orbital effect is treated by Eschrig et al.³⁹⁾ it leads to a decrease of Ω_{res} ; the Pauli effect is treated by Ismer et al.,³⁸⁾ it leads to Zeeman splitting of the excitation. In the work of Michal et al.,³²⁾ the higher mode of the split peaks is damped by the continuum of excitations. Another difficulty is that the magnetic field variation of the superconducting gap Δ is not simple as compared to the case of impurities reported above. Contrasted behaviors for $\Delta(H)$ are found in the literature.⁴⁰⁾ In the line of the work performed on La substitution, we use $T_c(H)$ as a normalization factor, which has no justification a priori. It is nevertheless useful in order to compare the field variation of $\Omega_{res}(H)$ and $T_c(H)$. In figure 5, we plot $\Omega_{res} \times T_{c0}/T_c$ (T_{c0} is T_c for $H=0$ T) as a function of H/H_{c2} for CeCoIn_5 ($H \parallel [1, \bar{1}, 0]$) and UPd_2Al_3 ⁴¹⁾ ($H \parallel b$). In CeCoIn_5 , this quantity decreases and eventually will vanish around H_{c2} or H_{HFLT} (see discussion above). In contrast, this quantity is almost constant in UPd_2Al_3 , which means that in this compound $\Omega_{res}(H) \propto T_c(H)$. Both orbital and Pauli effects are present in UPd_2Al_3 ,⁴²⁾ so that such a simple behavior is not easy to interpret. It is worthwhile to note that in UPd_2Al_3 , the superconductivity occurs inside an antiferromagnetic phase and this complicated the interpretation of the resonance mode behavior under field.⁴³⁾ Among the few unconventional superconductors for which a careful magnetic field study of the resonance/spin gap mode is available, we notice that when magnetic field induces antiferromagnetism (CeCoIn_5 , $\text{La}_{1.855}\text{Sr}_{0.145}\text{CuO}_4$), $\Omega_{res}(H)$ drops faster than $T_c(H)$. This would give credit to the soft mode mechanism for the magnetic ordering discussed above. In contrast, when the magnetic field does not displace the boundary between magnetism and superconductivity (beyond upper critical field effect), it is found that $\Omega_{res}(H) \propto T_c(H)$ (UPd_2Al_3 , $\text{Nd}_{1.85}\text{Ce}_{0.15}\text{CuO}_4$).

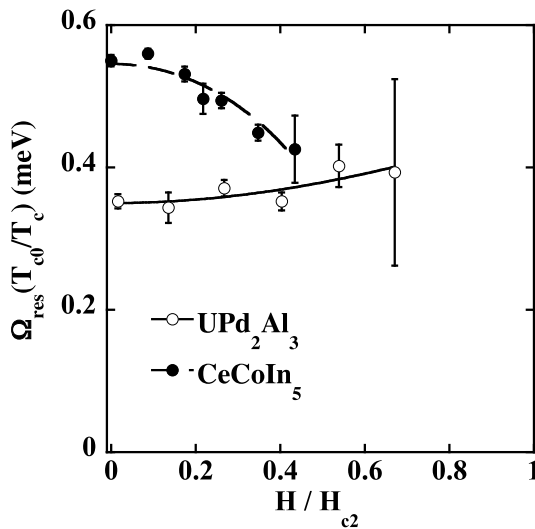


Fig. 5. $\Omega_{res} \times T_{c0}/T_c$ as a function of H/H_{c2} for CeCoIn₅ ($H // [1, \bar{1}, 0]^{18}$) and UPd₂Al₃ ($H // b^{41}$).

7. Conclusion

To conclude, evidences are given on the decrease of the resonance peak energy of CeCoIn₅ when superconductivity is suppressed by magnetic field or La substitution. In both cases the lineshape substantially broadens. The Zeeman effect on the resonance surprisingly corresponds to the $4f$ moment of the crystal field ground state, which can be considered as the field action on the individual $S=1/2$ quasiparticles. The faster decrease of $\Omega_{res}(H)$ with respect to $T_c(H)$ is tentatively related to the proximity of the magnetic field induced antiferromagnetic phase and a possible soft mode behaviour.

We acknowledge V. Michal for useful discussions.

- 1) C. Petrovic *et al.*, J. Phys. Condens. Matter **13**, L337 (2001).
- 2) J.L. Sarrao and J.D. Thompson, J. Phys. Soc. Japan **76** (2007) 05101.
- 3) G. Knebel *et al.*, Phys. Status Solidi B **247** (2010) 557.
- 4) See K. An *et al.*, Phys. Rev. Lett. **104** (2010) 037001.

- 5) G. Seyfarth *et al.*, Phys. Rev. Lett. **101** (2008) 046401.
- 6) R. Settai *et al.*, J. Phys. Condens. Matter **13** (2001) L627.
- 7) S. Zaum *et al.*, Phys. Rev. Lett. **106** (2011) 087003.
- 8) L. Howald *et al.*, J. Phys. Soc. Japan **80** (2011) 024710 and references therein.
- 9) A. Bianchi *et al.*, Phys. Rev. Lett. **91** (2003) 187004.
- 10) For a review see Y. Matsuda and H. Shimahara, J. Phys. Soc. Japan **76** (2007) 051005.
- 11) Y. Yanase and M. Sigrist, J. Phys. Soc. Japan **78** (2009) 114715.
- 12) R. Ikeda *et al.*, Phys. Rev. B **82** (2010) 060510(R).
- 13) Y. Kato *et al.*, arXiv:1104.0391v1.
- 14) M. Kenzelmann *et al.* Science **321** (2008) 1652.
- 15) M. Kenzelmann *et al.*, Phys. Rev. Lett. **104** (2010) 127001.
- 16) E. Blackburn *et al.*, Phys. Rev. Lett. **105** (2010) 187001.
- 17) C. Stock *et al.*, Phys. Rev. Lett. **100** (2008) 087001.
- 18) J. Panarin *et al.*, J. Phys. Soc. Japan **78** (2009) 113706.
- 19) J. Panarin *et al.*, arXiv:1101.1018v1.
- 20) I. Eremin *et al.*, Phys. Rev. Lett. **101** (2008) 187001.
- 21) A. V. Chubukov and L.P. Gor'kov, Phys. Rev. Lett. **101** (2008) 147004.
- 22) E.M. Motoyama *et al.*, Phys. Rev. Lett. **96** (2006) 137002.
- 23) V.F. Correa *et al.*, Phys. Rev. Lett. **98** (2007) 087001.
- 24) H. Sakai *et al.*, Phys. Rev. B **82** (2010) 020501.
- 25) See e.g. L.P. Regnault *et al.*, Phys. Rev. B **50** (1994) 9174.
- 26) See e.g. S. Raymond *et al.*, J. Phys. Condensed Matter **21** (2009) 215702.
- 27) T. Willers *et al.*, Phys. Rev. B **81** (2010) 195114.
- 28) S. Nakatsuji *et al.*, Phys. Rev. Lett. **92** (2004) 016401.
- 29) R. Flint and P. Coleman, Phys. Rev. Lett. **105** (2010) 246404.
- 30) J. Chang *et al.*, Phys. Rev. Lett. **102** (2009) 177006.
- 31) J.-P. Hu and S.-C. Zhang, Phys. Rev. B **62** (2000) R791.
- 32) V.P. Michal and V.P. Mineev, arXiv:1104.4309v1.
- 33) J.-X. Li *et al.*, Phys. Rev. B **58** (1998) 2895.
- 34) G. Yu *et al.*, Nature Physics **5** (2009) 873.
- 35) Y. Sun and K. Maki, Phys. Rev. B. **51**, 6059 (1995).
- 36) C. Petrovic *et al.*, Phys. Rev. B **66** (2002) 054534.
- 37) M.A. Tanatar *et al.*, Phys. Rev. Lett. **95** (2005) 067002.
- 38) J.-P. Ismer *et al.*, Phys. Rev. Lett. **99** (2007) 047005.
- 39) M. Eschrig *et al.*, Phys. Rev. B **64** (2001) 134509.
- 40) See e.g. S.I. Vedenev *et al.*, Phys. Rev. B **81** (2010) 054501 and references therein.
- 41) E. Blackburn *et al.*, Phys. Rev. B **74** (2006) 024406.
- 42) Y. Dalichaouch *et al.*, Phys. Rev. B **46** (1992) 8671.
- 43) For a magnetic field of 4.2 T applied along the b -axis ($H_{c2}=3.3$ T), the magnetic moments rotate in the hexagonal plane and align perpendicular to the field. In Figure 5, we consider only the data taken below 2.08 T for which this effect is negligible.