

# Towards Practical Oblivious RAM

Emil Stefanov  
UC Berkeley  
emil@cs.berkeley.edu

Elaine Shi  
UC Berkeley/PARC  
elaines@cs.berkeley.edu

Dawn Song  
UC Berkeley  
dawnsong@cs.berkeley.edu

## Abstract

We take an important step forward in making Oblivious RAM (O-RAM) practical. We propose an O-RAM construction achieving an amortized overhead of  $20 \sim 35X$  (for an O-RAM roughly 1 terabyte in size), about 63 times faster than the best existing scheme. On the theoretic front, we propose a fundamentally novel technique for constructing Oblivious RAMs: specifically, we partition a bigger O-RAM into smaller O-RAMs, and employ a background eviction technique to obliviously evict blocks from the client-side cache into a randomly assigned server-side partition. This novel technique is the key to achieving the gains in practical performance.

## 1 Introduction

As cloud computing gains momentum, an increasing amount of data is outsourced to cloud storage, and data privacy has become an important concern for many businesses and individuals alike. Encryption alone may not suffice for ensuring data privacy, as data access patterns can leak a considerable amount of information about the data as well. Pinkas *et al.* gave an example [14]: if a sequence of data access requests  $q_1, q_2, q_3$  is always followed by a stock exchange operation, the server can gain sensitive information even when the data is encrypted.

Oblivious RAM (or O-RAM) [4, 5, 12], first investigated by Goldreich and Ostrovsky, is a primitive intended for hiding storage access patterns. The problem was initially studied in the context of software protection, i.e., hiding a program's memory access patterns to prevent reverse engineering.

With the trend of cloud computing, O-RAM also has important applications in privacy-preserving storage outsourcing applications. In this paper, we consider the setting where a client wishes to store  $N$  blocks each of size  $B$  bytes at an untrusted server.

The community's interest in O-RAM has recently rekindled, partly due to its potential high impact in privacy-preserving storage outsourcing applications. One of the best schemes known to date is a novel construction recently proposed by Goodrich and Mitzenmacher [6]. Specifically, let  $N$  denotes the total storage capacity of the O-RAM in terms of the number of blocks. The Goodrich-Mitzenmacher construction achieves  $O((\log N)^2)$  amortized cost when parametrized with  $O(1)$  client-side storage; or it achieves  $O(\log N)$  amortized cost when parametrized with  $O(N^a)$  client-side storage where  $0 < a < 1$ . In this context, an amortized cost of  $f(N)$  means that each data request will generate  $f(N)$  read or write operations on the server.

Despite elegant asymptotic guarantees, the practical performance of existing O-RAM constructions are still unsatisfactory. As shown in Table 1, one of the most practical schemes known to date is the construction by Goodrich and Mitzenmacher [6] when parametrized with  $N^a$  ( $a < 1$ ) client-side storage. This scheme has more than 1,400X overhead compared to non-oblivious storage under reasonable parametrization, which is prohibitive in practice. In summary, although it has been nearly two decades since Oblivious RAM was first invented, so far, it has mostly remained a theoretical concept.

Scheme	Amortized Cost	Worst-case Cost	Client Storage	Server Storage	Practical Performance
Goldreich-Ostrovsky [5]	$O((\log N)^3)$	$\Omega(N)$	$O(1)$	$O(N \log N)$	$> 120,000X$
Pinkas-Reinman [14]	$O((\log N)^2)$	$O(N \log N)$	$O(1)$	$8N$	$60,000 \sim 80,000X$
Goodrich-Mitzenmacher [6]	$O(\log N)$	$O(N \log N)$	$O(N^a)$ ( $0 < a < 1$ )	$8N$	$> 1,400X$
<b>This paper:</b>					
Practical, Non-Concurrent	$O(\log N)$	$< 3\sqrt{N} + o(\sqrt{N})$	$cN$ ( $c$ very small)	$< 4N + o(N)$	$20 \sim 35X$
Practical, Concurrent	$O(\log N)$	$O(\log N)$	$cN$ ( $c$ very small)	$< 4N + o(N)$	$20 \sim 35X$
Theoretic, Non-Concurrent	$O((\log N)^2)$	$O(\sqrt{N})$	$O(\sqrt{N})$	$O(N)$	—
Theoretic, Concurrent	$O((\log N)^2)$	$O((\log N)^2)$	$O(\sqrt{N})$	$O(N)$	—

**Table 1: Our contributions.** The practical performance is the number of client-server operations per O-RAM operation for typical realistic parameters, e.g., when the server stores terabytes of data, and the client has several hundred megabytes to gigabytes of local storage, and  $N \geq 2^{20}$ . For our theoretic constructions, the same asymptotic bounds also work for the more general case where client-side storage is  $N^a$  for some constant  $0 < a < 1$ .

O-RAM Capacity	# Blocks	Block Size	Client Storage	Server Storage	$\frac{\text{Client Storage}}{\text{O-RAM Capacity}}$	Practical Performance
64 GB	$2^{20}$	64 KB	204 MB	205 GB	0.297%	22.5X
256 GB	$2^{22}$	64 KB	415 MB	819 GB	0.151%	24.1X
1 TB	$2^{24}$	64 KB	858 MB	3.2 TB	0.078%	25.9X
16 TB	$2^{28}$	64 KB	4.2 GB	51 TB	0.024%	29.5X
256 TB	$2^{32}$	64 KB	31 GB	819 TB	0.011%	32.7X
1024 TB	$2^{34}$	64 KB	101 GB	3072 TB	0.009%	34.4X

**Table 2:** Suggested parametrizations of our practical construction. The practical performance is the number of client-server operations per O-RAM operation as measured by our simulation experiments.

## 1.1 Results and Contributions

Our main goal is to make Oblivious RAM practical for cloud outsourcing applications.

**Practical construction.** We propose an Oblivious RAM construction geared towards optimal practical performance. The practical construction achieves an amortized overhead of **20 ~ 35X** (Tables 1 and 2), about **63 times faster** than the best known construction. In addition, this practical construction also achieves *sub-linear*  $O(\log N)$  *worst-case cost*, and *constant round-trip latency* per operation. Although our practical construction requires asymptotically linear amount of client-side storage, the constant is so small (0.01% to 0.3% of the O-RAM capacity) that in realistic settings, the amount of client-side storage is comparable to  $\sqrt{N}$ .

**Theoretical construction.** By applying recursion to the practical construction, we can reduce the client-side storage to a sublinear amount, and obtain a novel construction of theoretic interest, achieving  $O((\log N)^2)$  amortized and *worst-case cost*, and requires  $O(\sqrt{N})$  client-side storage, and  $O(N)$  server-side storage. Note that in the  $O((\log N)^2)$  asymptotic notation, one of the  $\log N$  factors stems from the the depth of the recursion; and in realistic settings (see Table 2), the depth of the recursion is typically 2 or 3.

Table 1 summarizes our contributions in the context of related work. Table 2 provides suggested parametrizations for our practical construction.

## 1.2 Main Technique: Partitioning

We propose a novel *partitioning* technique, which is the key to achieving the claimed theoretical bounds as well as major practical savings. The basic idea is to partition a single O-RAM of size  $N$  blocks into  $P$  different O-RAMs of size roughly  $\frac{N}{P}$  blocks each. This allows us to break down a bigger O-RAM into multiple smaller O-RAMs.

The idea of partitioning is motivated by the fact that the major source of overhead in existing O-RAM constructions arises from an expensive *remote oblivious sorting* protocol performed between the client and the server. Because the oblivious sorting protocol can take up to  $O(N)$  time, existing O-RAM schemes require  $\Omega(N)$  time in the worst-case or have unreasonable  $O(\sqrt{N})$  amortized cost.

We partition the Oblivious RAM into roughly  $P = \sqrt{N}$  partitions, each having  $\sqrt{N}$  blocks approximately. This way, the client can use  $\sqrt{N}$  blocks of storage to sort/reshuffle the data blocks locally, and then simply transfer the reshuffled data blocks to the server. This not only circumvents the need for the expensive oblivious sorting protocol, but also allows us to achieve  $O(\sqrt{N})$  worst-case cost. Furthermore, by allowing reshuffling to happen concurrently with reads, we can further reduce the worst-case cost of the practical construction to  $O(\log N)$ .

While the idea of partitioning is attractive, it also brings along an important challenge in terms of security. Partitioning creates an extra channel through which the data access pattern can potentially be inferred by observing the sequence of partitions accessed. Therefore, we must take care to ensure that *the sequence of partitions accessed does not leak information about the identities of blocks being accessed*. Specifically, our construction ensures that the sequence of partitions accessed appears pseudo-random to an untrusted server.

It is worth noting that Ostrovsky and Shoup [13] also came up with a technique to spread the reshuffling work of the hierarchical solution [5] over time, thereby achieving poly-logarithmic worst-case cost. However, our technique of achieving poly-logarithmic worst-case cost is fundamentally from Ostrovsky and Shoup [13]. Moreover, our partitioning and background eviction techniques are also key to the practical performance gain that we can achieve.

## 1.3 Related Work

Oblivious RAM was first investigated by Goldreich and Ostrovsky [4, 5, 12]. Since their original work, several seminal improvements have been proposed [6, 14, 16, 17]. These approaches mainly fall into two broad categories: constructions that use  $O(1)$  client-side storage, and constructions that use  $O(N^a)$  client-side storage where  $0 < a < 1$ .

Williams and Sion [16] propose an O-RAM construction that requires  $O(\sqrt{N})$  client-side storage, and achieves an amortized cost of  $O((\log N)^2)$ . Williams *et al.* propose another construction that uses  $O(\sqrt{N})$  client-side storage, and achieves  $O(\log N \log \log N)$  amortized cost [17]; however, researchers have expressed concerns over the assumptions used in their original analysis [6, 14]. A corrected analysis of this construction can be found in an appendix in a recent work by Pinkas and Reinman [14].

Pinkas and Reinman [14] discovered an O-RAM construction that achieves  $O((\log N)^2)$  overhead with  $O(1)$  client-side storage. However, some researchers have observed a security flaw of the Pinkas-Reinman construction, due to the fact that the lookups can reveal, with considerable probability, whether the client is searching for blocks that exist in the hash table [6]. The authors of that paper will fix this issue in a future journal version. While Table 1 shows the overhead of the Pinkas-Reinman scheme as is, the overhead of the scheme is likely to increase after fixing this security flaw.

In an elegant work by Goodrich and Mitzenmacher [6], they proposed a novel O-RAM construc-

tion which achieves  $O((\log N)^2)$  amortized cost with  $O(1)$  client-side storage; or  $O(\log N)$  amortized cost with  $O(N^a)$  client-side storage where  $0 < a < 1$ . The Goodrich-Mitzenmacher construction achieves the best asymptotic performance among all known constructions. However, their practical performance is still prohibitive. For example, with  $O(\sqrt{N})$  client-side storage, their amortized cost is  $> 1,400X$  from a very conservative estimate. In reality, their overhead could be higher.

In an independent and concurrent work by Boneh, Mazieres, and Popa [2], they propose a construction that can support up to  $O(\sqrt{N})$  reads while shuffling (using  $O(\sqrt{N})$  client-side storage). The scheme achieves  $O(\log N)$  online cost, and  $O(\sqrt{N})$  amortized cost.

Almost all prior constructions have  $\Omega(N)$  worst-case cost, except the seminal work by Ostrovsky and Shoup [13], in which they demonstrate how to spread the reshuffling operations of the hierarchical construction [5] across time to achieve poly-logarithmic worst-case cost. While the aforementioned concurrent work by Boneh *et al.* [2] alleviates this problem by separating the cost into an online part for reading and writing data, and an offline part for reshuffling, they do so at an increased amortized cost of  $O(\sqrt{N})$  (when their scheme is configured with  $O(\sqrt{N})$  client-side storage). In addition, if  $\Omega(\sqrt{N})$  consecutive requests take place within a small time window (e.g., during peak usage times), their scheme can still block on a reshuffling operation of  $\Omega(N)$  cost.

**Concurrent and subsequent work.** In concurrent/subsequent work, Goodrich *et al.* [7] invented an O-RAM scheme achieving  $O((\log N)^2)$  worst-case cost with  $O(1)$  memory; and Kushilevitz *et al.* [10] invented a scheme with  $O(\frac{(\log N)^2}{\log \log N})$  worst-case cost. Goodrich *et al.* also came up with a stateless Oblivious RAM [8] scheme, with  $O(\log N)$  amortized cost and  $O(N^a)$  ( $0 < a < 1$ ) client-side transient (as opposed to permanent) buffers. Due to larger constants in their constructions, our construction is two to three orders of magnitude more efficient in realistic settings.

## 2 Problem Definition

As shown in Figure 1, we consider a client that wishes to store data at a remote untrusted server while preserving its privacy. While traditional encryption schemes can provide confidentiality, they do not hide the data access pattern which can reveal very sensitive information to the untrusted server. We assume that the server is untrusted, and the client is trusted, including the client’s CPU and memory hierarchy (including RAM and disk).

The goal of O-RAM is to completely hide the data access pattern (which blocks were read/written) from the server. In other words, each data read or write request will generate a completely random sequence of data accesses from the server’s perspective.

**Notations.** We assume that data is fetched and stored in atomic units, referred to as *blocks*, of size  $B$  bytes each. For example, a typical value for  $B$  for cloud storage is 64 KB to 256 KB. Throughout the paper, we use the notation  $N$  to denote total number of data blocks that the O-RAM can support, also referred to as the capacity of the O-RAM.

**Practical considerations.** One of our goals is to design a *practical* Oblivious RAM scheme in realistic settings. We observe that *bandwidth is much more costly than computation and storage* in real-world scenarios. For example, typical off-the-shelf PCs and laptops today have gigabytes of RAM, and several hundred gigabytes of disk storage. When deploying O-RAM in a realistic setting, it is very likely that the bottleneck is network bandwidth and latency.

As a result, our practical Oblivious RAM construction leverages available client-side storage as a working buffer, and this allows us to drastically optimize the bandwidth consumption between the server and the client. As a typical scenario, we assume that the client wishes to store *terabytes* of data on the remote server, and the client has *megabytes* to *gigabytes* of storage (in the form of

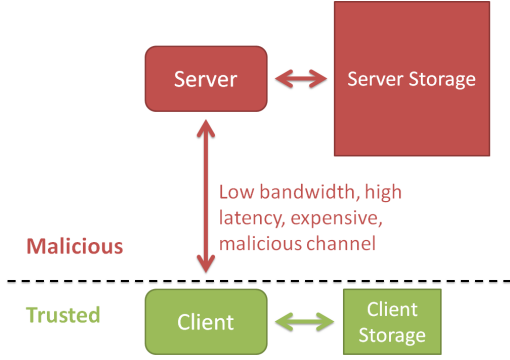


Figure 1: Oblivious RAM system architecture.

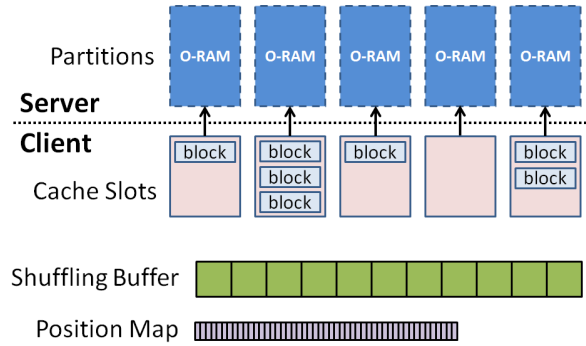


Figure 2: The partitioning framework.

RAM or disk). We wish to design a scheme in which the client can maximally leverage its local storage to reduce the overhead of O-RAM.

**Security definitions.** We adopt the standard security definition for O-RAMs. Intuitively, the security definition requires that the server learns nothing about the access pattern. In other words, no information should be leaked about: 1) which data is being accessed; 2) how old it is (when it was last accessed); 3) whether the same data is being accessed (linkability); 4) access pattern (sequential, random, etc); or 5) whether the access is a read or a write. Like previous work, our O-RAM constructions do not consider information leakage through the timing channel, such as when or how frequently the client makes data requests.

**Definition 1** (Security definition). Let  $\vec{y} := ((op_1, u_1, data_1), (op_2, u_2, data_2), \dots, (op_M, u_M, data_M))$  denote a data request sequence of length  $M$ , where each  $op_i$  denotes a  $read(u_i)$  or a  $write(u_i, data_i)$  operation. Specifically,  $u_i$  denotes the identifier of the block being read or written, and  $data_i$  denotes the data being written. Let  $A(\vec{y})$  denote the (possibly randomized) sequence of accesses to the remote storage given the sequence of data requests  $\vec{y}$ . An O-RAM construction is said to be secure if for any two data request sequences  $\vec{y}$  and  $\vec{z}$  of the same length, their access patterns  $A(\vec{y})$  and  $A(\vec{z})$  are computationally indistinguishable by anyone but the client.

### 3 The Partitioning Framework

In this section, we describe our main technique, *partitioning*, as a framework. At a high level, the goal of partitioning is to subdivide the O-RAM into much smaller partitions, so that the operations performed on the partitions can be handled much more efficiently than if the O-RAM was not partitioned.

The main challenge of partitioning the O-RAM is to ensure that the sequence of partitions accessed during the lifetime of the O-RAM appears random to the untrusted server while keeping the client-side storage small. In this way, no information about data access pattern is revealed.

#### 3.1 Server Storage

We divide the server’s storage into  $P$  fully functional *partition O-RAM*’s, each containing  $N/P$  blocks on average. For now, we can think of each partition O-RAM as a black box, exporting a read and a write operation, while hiding the access patterns within that partition.

At any point of time, each block is randomly assigned to any of the  $P$  partitions. Whenever a block is accessed, the block is logically removed from its current partition (although a stale copy of the block may remain), and logically assigned to a fresh random partition selected from all  $P$  partitions. Thus, the client needs to keep track of which partition each block is associated with at any point of time, as specified in Section 3.2.

The maximum amount of blocks that an O-RAM can contain is referred to as the *capacity* of the O-RAM. In our partitioning framework, blocks are randomly assigned to partitions, so the capacity of an O-RAM partition has to be slightly more than  $N/P$  blocks to accommodate the variance of assignments. Due to the standard balls and bins analysis, for  $P = \sqrt{N}$ , each partition needs to have capacity  $\sqrt{N} + o(\sqrt{N})$  to have a sufficiently small failure probability  $\frac{1}{\text{poly}(N)}$ .

### 3.2 Client Storage

The client storage is divided into the following components.

**Data cache with  $P$  slots.** The data cache is a cache for temporarily storing data blocks fetched from the server. There are exactly  $P$  cache slots, equal to the number of partitions on the server. Logically, the  $P$  cache slots can be thought of an extension to the server-side partitions. Each slot can store 0, 1, or multiple blocks. In Appendix A.2, we prove that each cache slot will have a constant number of data blocks in expectation, and that the total number of data blocks in all cache slots will be bounded by  $O(P)$  with high probability. In both our theoretic and practical constructions, we will let  $P = \sqrt{N}$ . In this case, the client’s data cache capacity is  $O(\sqrt{N})$ .

**Position map.** As mentioned earlier, the client needs to keep track of which partition (or cache slot) each block resides in. The position map serves exactly this purpose. We use the notation  $\text{position}[u]$  for the partition number where block  $u$  currently resides. In our practical construction described in Section 4, the position map is extended to also contain the exact location (level number and index within the level) of block  $u$  within its current partition.

Intuitively, each block’s position (i.e., partition number) requires about  $c \log N$  bits to describe. In our practical construction,  $c \leq 1.1$ , since the practical construction also stores the block’s exact location inside a partition. Hence, the position map requires at most  $cN \log N$  bits of storage, or  $\frac{c}{8} N \log N$  bytes, which is  $\frac{cN \log N}{8 \cdot B}$  blocks. Since in practice the block size  $B > \frac{c}{8} \log N$ , the size of the position map is a constant fraction of the original capacity of the O-RAM (with a very small constant).

**Shuffling buffer.** The shuffling buffer is used for the shuffling operation when two or more levels inside a partition O-RAM need to be merged into the next level. For this paper, we assume that the shuffling buffer has size  $O(\sqrt{N})$ .

**Miscellaneous.** Finally, we need some client-side storage to store miscellaneous states and information, such as cryptographic keys for authentication, encryption, and pseudo-random permutations.

### 3.3 Intuition

In our construction, *regardless of whether a block is found in the client’s data cache, the client always performs a read and a write operation to the server upon every data request* – with a dummy read operation in case of a cache hit. Otherwise, the server might be able to infer the age of the blocks being accessed. Therefore, the client data cache is required for security rather than for efficiency.

In some sense, the data cache acts like a holding buffer. When the client fetches a block from the server, it cannot immediately write the block back to a some partition, since this would result

in linkability attacks the next the this block is read. Instead, the fetched block is associated with a fresh randomly chosen cache slot, but the block resides in the client data cache until a background eviction process writes it back to the server partition corresponding to its cache slot.

Another crucial observation is that the eviction process should not reveal which client cache slots are filled and which are not, as this can lead to linkability attacks as well. To achieve this, we use an eviction process that is independent of the load of each cache slot. Therefore we sometimes have to write back a dummy block to the server. For example, one possible eviction algorithm is to sequentially scan the cache slots at a fixed rate and evict a block from it or evict a dummy block if the cache slot is empty.

To aid the understanding of the partitioning framework, it helps to think of each client cache slot  $i$  as an extension of the  $i$ -th server partition. At any point of time, a data block is associated with a random partition (or slot), and the client has a position map to keep track of the location of each block. If a block is associated with partition (or slot)  $i \in [P]$ , it means that an up-to-date version of a block currently resides in partition  $i$  (or cache slot  $i$ ). However, it is possible that other partitions (or even the same partition) may still carry a stale version of block  $i$ , which will be removed during a future reshuffling operation.

Every time a read or write operation is performed on a block, the block is re-assigned to a partition (or slot) *selected independently at random from all  $P$  partitions (or slots)*. This ensures that two operations on the same block cannot be linked to each other.

### 3.4 Setup

When the construction is initialized, we first assign each block to an independently random partition. Since initially all blocks are zeroed, their values are implicit and we don't write them to the server. The position map stores an additional bit per block to indicate if it has never been accessed and is hence zeroed. In the practical construction, this bit can be implicitly calculated from other metadata that the client stores. Additionally, the data cache is initially empty.

### 3.5 Partition O-RAM Semantics and Notations

Before we present the main operations of our partitioning-based O-RAM, we first need to define the operations supported by each partition O-RAM.

Recall that each partition is a fully functional O-RAM by itself. To understand our partitioning framework, it helps to think of each partition as a blackbox O-RAM. For example, for each partition, we can plug in the Goodrich-Mitzenmacher O-RAM [6] (with either  $O(1)$  or  $O(\sqrt{N})$  client-side storage) or our own partition O-RAM construction described in Section 4.

We make a few small assumptions about the partition O-RAM, and use slightly different semantics to refer to the partition O-RAM operations than existing work. Existing O-RAM constructions [4,6,14] always perform both a read and a write operation upon any data access request. For the purpose of the partitioning framework, it helps to separate the reads from the writes. In particular, we require that a `ReadPartition` operation “logically remove” the fetched block from the corresponding partition. Many existing constructions [4,6,14] can be easily modified to support this operation, simply by writing back a dummy block to the first level of the hierarchy after reading.

Formally, we think of each partition O-RAM as a blackbox O-RAM exporting two operations, `ReadPartition` and `WritePartition`, as explained below.

- `ReadPartition( $p, u$ )` reads a block identified by its unique identifier  $u \in \{\perp, 1, 2, \dots, N - 1\}$  from partition  $p$ . In case  $u = \perp$ , the read operation is called a dummy read. We assume that

```

Access(op, u, data*):
1:  $r \leftarrow \text{UniformRandom}(1 \dots P)$ 
2:  $p \leftarrow \text{position}[u]$ ,  $\text{position}[u] \leftarrow r$ 
3: if block  $u$  is in  $\text{slot}[p]$  then
4:    $\text{data} \leftarrow \text{slot}[p].\text{read\_and\_del}(u)$ 
5:    $\text{ReadPartition}(p, \perp)$ 
6: else
7:    $\text{data} \leftarrow \text{ReadPartition}(p, u)$ 
8: end if
9: if  $\text{op} = \text{write}$  then
10:   $\text{data} \leftarrow \text{data}^*$ 
11: end if
12:  $\text{slot}[r] \leftarrow \text{slot}[r] \cup \{(u, \text{data})\}$ 
13: Call  $\text{Evict}(p)$  /*Optional eviction piggy-backed on normal data access requests. Can
    improve performance by a constant factor.*/
14: Call  $\text{SequentialEvict}(\nu)$  or  $\text{RandomEvict}(\nu)$ 
15: return data

```

**Figure 3: Algorithm for data access.** Read or write a data block identified by  $u$ . If  $\text{op} = \text{read}$ , the input parameter  $\text{data}^* = \text{None}$ , and the Access operation returns the newly fetched block. If  $\text{op} = \text{write}$ , the Access operation writes the specified  $\text{data}^*$  to the block identified by  $u$ , and returns the old value of the block  $u$ .

the  $\text{ReadPartition}$  operation will *logically* remove the fetched block from the corresponding partition.

- $\text{WritePartition}(p, u, \text{data})$  writes back a block identified by its unique identifier  $u \in \{\perp, 1, 2, \dots, N-1\}$  to partition  $p$ . In case  $u = \perp$ , the write operation is called a dummy write. The parameter  $\text{data}$  denotes the block's data.

**Remark 1** (About the dummy block identifier  $\perp$ ). *The dummy block identifier  $\perp$  represents a meaningless data block. It is used as a substitute for a real block when the client does not want the server to know that there is no real block for some operation.*

**Remark 2** (Block identifier space). *Another weak assumption we make is that each partition O-RAM needs to support non-contiguous block identifiers. In other words, the block identifiers need not be a number within  $[1, N]$ , where  $N$  is the O-RAM capacity. Most existing schemes [4, 6, 14] satisfy this property.*

### 3.6 Reading a Block

Let  $\text{read}(u)$  denote a read operation for a block identified by  $u$ . The client looks it up in the position map, and finds out which partition block  $u$  is associated with. Suppose that block  $u$  is associated with partition  $p$ . The client then performs the following steps:

**Step 1:** Read a block from partition  $p$ .

- If block  $u$  is found in cache slot  $p$ , the client performs a dummy read from partition  $p$  of the server, i.e., call  $\text{ReadPartition}(p, \perp)$  where  $\perp$  denotes a reading a dummy block.
- Otherwise, the client reads block  $u$  from partition  $p$  of the server by calling  $\text{ReadPartition}(p, u)$ .

**Step 2:** Place block  $u$  that was fetched in Step 1 into the client's cache, and update the position map.



- Pick a fresh random slot number  $s$ , and place block  $u$  into cache slot  $s$ . This means that block  $u$  is scheduled to be evicted to partition  $s$  in the future, unless another  $\text{read}(u)$  preempts the eviction of this block.
- Update the position map, and associate block  $u$  with partition  $s$ . In this way, the next  $\text{read}(u)$  will cause partition  $s$  to be read and written.

Afterwards, a background eviction takes place as described in Section 3.8.

### 3.7 Writing a Block

Let  $\text{write}(u, \text{data}^*)$  denote writing  $\text{data}^*$  to the block identified by  $u$ . This operation is implemented as a  $\text{read}(u)$  operation with the following exception: when block  $u$  is placed in the cache during the  $\text{read}(u)$  operation, its data is set to  $\text{data}^*$ .

**Observation 1.** *Each read or write operation will cause an independent, random partition to be accessed.*

*Proof. (sketch.)* Consider each client cache slot as an extension of the corresponding server partition. Every time a block  $u$  is read or written, it is placed into a fresh random cache slot  $s$ , i.e., associated with partition  $s$ . Note that every time  $s$  is chosen at random, and independent of operations to the Oblivious RAM. The next time block  $u$  is accessed, regardless of whether block  $u$  has been evicted from the cache slot before this access, the corresponding partition  $s$  is read and written. As the value of the random variable  $s$  has not been revealed to the server before this, from the server’s perspective  $s$  is independently and uniformly at random.  $\square$

### 3.8 Background Eviction

To prevent the client data cache from building up, blocks need to be evicted to the server at some point. There are two eviction processes:

1. *Piggy-backed evictions* are those that take place on regular O-RAM read or write operations (see Line 13 of Figure 3). Basically, if the data access request operates on a block currently associated with partition  $p$ , we can piggy-back a write-back to partition  $p$  at that time. The piggy-backed evictions are optional, but their existence can improve performance by a constant factor.
2. *Background evictions* take place at a rate proportional to the data access rate (see Line 14 of Figure 3). The background evictions are completely independent of the data access requests, and therefore can be equivalently thought of as taking place in a separate background thread. Our construction uses an eviction rate of  $\nu > 0$ , meaning that in expectation,  $\nu$  number of background evictions are attempted with every data access request. Below are two potential algorithms for background eviction:
  - (a) Sequentially scan the cache slots at a fixed rate  $\nu$  (see the `SequentialEvict` algorithm in Figure 4);
  - (b) At a fixed rate  $\nu$ , randomly select a slot from all  $P$  slots to evict from. (a modified version of the random eviction algorithm is presented as `RandomEvict` in Figure 4);

Our eviction algorithm is designed to deal with two main challenges:

**Evict( $p$ ):**

```
1: if len(slot[ $p$ ]) = 0 then  
2:   WritePartition( $p$ ,  $\perp$ , None)  
3: else  
4:   ( $u$ , data)  $\leftarrow$  slot[cnt].pop()  
5:   WritePartition(cnt,  $u$ , data)  
6: end if
```

**RandomEvict( $\nu$ ):**

```
1: for  $i = 1$  to  $\nu$  do //Assume integer  $\nu$   
2:    $r \leftarrow$  UniformRandom( $1 \dots P$ )  
3:   Evict( $r$ )  
4: end for
```

**SequentialEvict( $\nu$ ):**

```
1: num  $\leftarrow$   $\mathcal{D}(\nu)$  //Pick the number of blocks to evict according to distribution  $\mathcal{D}$   
2: for  $i = 1$  to num do  
3:   cnt  $\leftarrow$  cnt + 1 //cnt is a global counter for the sequential scan  
4:   Evict(cnt)  
5: end for
```

**Figure 4: Background eviction algorithms with eviction rate  $\nu$ .** Here we provide two candidate eviction algorithms SequentialEvict and RandomEvict. SequentialEvict determines the number of blocks to evict num based on a prescribed distribution  $\mathcal{D}(\nu)$  and sequentially scans num slots to evict from. RandomEvict samples  $\nu \in \mathbb{N}$  random slots (with replacement) to evict from. **In both SequentialEvict and RandomEvict, if a slot selected for eviction is empty, evict a dummy block for the sake of security.**

- **Bounding the cache size.** To avoid the client’s data cache from building up indefinitely, the above two eviction processes combined evict blocks at least as fast as blocks are placed into the cache. The actual size of the client’s data cache depends on the choice of the background eviction rate  $\nu$ . We choose  $\nu > 0$  to be a constant factor of the actual data request rate. For our practical construction, in Section 5.1 we empirically demonstrate the relationship of  $\nu$  and the cache size. In Appendix A.2, we prove that our background eviction algorithm results in a cache size of  $O(P)$ .
- **Privacy.** It is important to ensure that the background eviction process does not reveal whether a cache slot is filled or the number of blocks in a slot. For this reason, if an empty slot is selected for eviction, a dummy block is evicted to hide the fact that the cache slot does not contain any real blocks.

**Observation 2.** *By design, the background eviction process generates a partition access sequence independent of the data access pattern.*

**Lemma 1** (Partition access sequence reveals nothing about the data request sequence.). *Let  $\vec{y}$  denote a data request sequence. Let  $f(\vec{y})$  denote the sequence of partition numbers accessed given data request sequence  $\vec{y}$ . Then, for any two data request sequences of the same length  $\vec{y}$  and  $\vec{z}$ ,  $f(\vec{y})$  and  $f(\vec{z})$  are identically distributed. In other words, the sequence of partition numbers accessed during the life-time of the O-RAM does not leak any information about the data access pattern.*

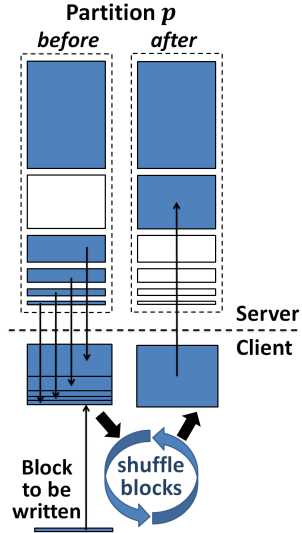
*Proof.* The sequence of partition numbers are generated in two ways 1) the regular read or write operations, and 2) the background eviction processes. Due to Observations 1 and 2, both of the above processes generate a sequence of partition numbers completely independent of the data access pattern.  $\square$

```

ReadPartition( $p, u$ ):
1:  $L \leftarrow$  number of levels
2: for  $\ell = 0, 1, \dots, L - 1$  (in parallel) do
3:   if level  $\ell$  of partition  $p$  is not filled then
4:     continue // skip empty levels
5:   end if
6:   if block  $u$  is in partition  $p$ , level  $\ell$  then
7:      $i = \text{position}[u].\text{index}$ 
8:   else
9:      $i = \text{nextDummy}[p, \ell]$ 
10:     $\text{nextDummy}[p, \ell] \leftarrow \text{nextDummy}[p, \ell] + 1$ 
11:  end if
12:   $i' = \text{PRP}(K[p, \ell], i)$ 
13:  Fetch from the server the block in partition  $p$ , level
     $\ell$ , and offset  $i'$ .
14:  Decrypt the block with the key  $K[p, \ell]$ .
15: end for

```

**Figure 5:** The ReadPartition operation of our practical construction that reads the block with id  $u$  from partition  $p$ .



**Figure 6:** WritePartition leads to the shuffling of consecutively filled levels into the first empty level.

**Theorem 1.** *Suppose that each partition uses a secure O-RAM construction, then the new O-RAM construction obtained by applying the partitioning framework over  $P$  partition O-RAMs is also secure.*

*Proof.* Straightforward conclusion from Lemma 1 and the security of the partition O-RAM.  $\square$

### 3.9 Algorithm Pseudo-code

Figures 3 and 4 describe in formal pseudo-code our Oblivious RAM operations based on the partitioning framework. For ease of presentation, in Figure 3, we unify read and write operations into an Access(op,  $u$ , data $^*$ ) operation.

## 4 Practical Construction

In this section, we apply the partitioning techniques mentioned in the previous section to obtain a practical construction with an amortized cost of  $20 \sim 35X$  overhead under typical settings, about 63 times faster than the best known construction. The client storage is typically 0.01% to 0.3% of the O-RAM capacity. The worst-case cost of this construction is  $O(\sqrt{N})$ , and we will later show how to allow concurrent shuffling and reads to reduce the worst-case cost to  $O(\log N)$  (Section 6).

While the practical construction require  $cN$  client-side storage, the constant  $c$  is so small that our  $cN$  is smaller than or comparable to  $\sqrt{N}$  for typical storage sizes ranging from gigabytes to terabytes. For the sake of theoretic interest, in Appendix 7, we show how to recursively apply our Oblivious RAM construction to part of the client-side storage, and reduce the client-side storage to  $O(\sqrt{N})$ , while incurring only a logarithmic factor in the amortized cost.

### 4.1 Overview

Our practical construction uses the partitioning framework (Section 3). For the partitions, we use our own highly optimized O-RAM construction resembling the Pinkas-Reinman O-RAM at a very

high level [14].

**Choice of parameters.** In this practical construction, we choose  $P = \sqrt{N}$  partitions, each with  $\sqrt{N}$  blocks on average. We use the `SequentialEvict` algorithm as the background eviction algorithm. Every time `SequentialEvict` is invoked with an eviction rate of  $\nu$ , it decides the number of blocks to evict `num` based on a bounded geometric distribution with mean  $\nu$ , i.e., let  $c$  be a constant representing the maximum number of evictions per data access operation, then  $\Pr[\text{num} = k] \propto p^k$  for  $0 \leq k \leq c$ , and  $\Pr[\text{num} = k] = 0$  for  $k > c$ . Here is  $0 < p < 1$  is a probability dependent on  $\nu$  and  $c$ .

As mentioned earlier, the piggybacked evictions enable practical savings up to a constant factor, so we use piggybacked evictions in this construction.

**Optimized partition O-RAM construction.** While any existing O-RAM construction satisfying the modified `ReadPartition` and `WritePartition` semantics can be used as a partition O-RAM, we propose our own highly optimized partition O-RAM. Our partition O-RAM construction resembles the Pinkas-Reinman O-RAM at a very high level [14], but with several optimizations to gain practical savings. The practical savings come from at least three sources, in comparison with the Pinkas-Reinman construction:

- *Local sorting.* Due our partitioning framework, each partition is now of size  $O(\sqrt{N})$  blocks. This allows us to use a client shuffling buffer of size  $O(\sqrt{N})$  blocks to reshuffle the partition locally, thereby eliminating the need for extremely expensive oblivious sorting procedures during a reshuffling operation. This is our most significant source of saving in comparison with all other existing schemes.
- *No Cuckoo hashing.* Second, since we use a position map to save the locations of all blocks, we no longer need Cuckoo hashing, thereby saving a 2X factor for lookups.
- *Compressed data transfer during reshuffling.* Third, during the reshuffling operation, the client only reads blocks from each level that have not been previously read. Also, when the client writes back a set of shuffled blocks to the server (at least half of which are dummy blocks), it uses a compression algorithm to compress the shuffling buffer down to half its size. These two optimizations save about another 2X factor.
- *Latency reduction.* In the practical construction, the client saves a position map which records the locations of each block on the server. This allows the client to query the  $O(\log N)$  levels in each partition in a single round-trip, thereby reducing the latency to  $O(1)$ .

## 4.2 Partition Layout

As mentioned earlier, we choose  $P = \sqrt{N}$  partitions for the practical construction. Each partition consists of  $L = \log_2(\sqrt{N}) + 1 = \frac{1}{2} \log_2 N + 1$  levels, indexed by  $0, 1, \dots, \frac{1}{2} \log_2 N$  respectively. Except for the top level, each level  $\ell$  has  $2 \cdot 2^\ell$  blocks, among which at most half are real blocks, and the rest (at least half) are dummy blocks.

The top level where  $\ell = \frac{1}{2} \log_2 N$  has  $2 \cdot 2^\ell + \epsilon = 2\sqrt{N} + \epsilon$  blocks, where the surplus  $\epsilon$  is due to the fact that some partition may have more blocks than others when the blocks are assigned in a random fashion to the partitions. Due to a standard balls and bins argument [15], each partition's maximum size (including real and dummy blocks) should be  $4\sqrt{N} + o(\sqrt{N})$  such that the failure probability  $\frac{1}{\text{poly}(N)}$ . In Appendix 5.3, we empirically demonstrate that in practice, the maximum number of real blocks in each partition is not more than  $1.15\sqrt{N}$  for  $N \geq 20$ , hence the partition capacity is no more than  $4 \cdot 1.15\sqrt{N} = 4.6\sqrt{N}$  blocks, and the total server storage is no more than  $4.6N$  blocks. In Appendix 8.2, we propose an optimization to reduce the server storage to less than  $3.2N$  blocks.

At any given time, a partition on the server might have some of its levels *filled* with blocks and others *unfilled*. The top partition is always filled. Also, a data block can be located in any partition, any filled level, and any offset within the level. In the practical construction, we extend the position map of the partition framework to also keep track of the level number and offset of each block.

From the perspective of the server, all blocks within a level are pseudo-randomly arranged. Because the blocks are encrypted, the server cannot even tell which blocks are real and which ones are dummy. We use keyed pseudo-random permutation (PRP) function for permuting blocks within a level in our construction. When the context is clear, we omit the range or the PRP function in the pseudo-code.

### 4.3 Setup

The initial set of filled levels that contain the blocks depends on the partition number  $p$ . In order to better amortize the reshuffling costs of our scheme, the client randomly chooses which levels of each partition will be initially filled (with the restriction that the top level is always filled). Note that there are  $2^{L-1}$  such possible *fillings* of a partition where  $L$  is the number of levels in the partition. The client notifies the server which levels are filled but does not write the actual blocks to the server because the blocks are initially zeroed and their values can be calculated implicitly by storing one bit for each level of each partition. This bit indicates if the entire level has never been reshuffled and is hence zeroed.

### 4.4 Reading from a Partition

The `ReadPartition` operation reads the block with id  $u$  from partition  $p$  as described in Figure 5. If  $u = \perp$ , then the `ReadPartition` operation is a dummy read and a dummy block is read from each filled level. If  $u \neq \perp$ , block  $u$  is read from the level that contains it, and a dummy block is read from from each of the other filled levels. Note that all of the fetches from the server are performed in parallel and hence this operation has single round trip latency unlike existing schemes [4, 5, 12] which take  $\Omega(\log N)$  round trips.

### 4.5 Writing to a Partition

*Each write to a partition is essentially a reshuffling operation performed on consecutively filled levels in a partition.* Therefore, we sometimes use the terms “write” and “shuffling” interchangeably. First, unread blocks from consecutively filled levels of the partition are read from the server into the client’s shuffling buffer. Then, the client permutes the shuffling buffer according to a pseudo-random permutation (PRP) function. Finally, the client uploads its shuffling buffer into the first unfilled level and marks all of the levels below it as unfilled. The detailed pseudo-code for the `WritePartition` operation is given in Figure 7.

There is an exception when all levels of a partition are filled. In that case, the reshuffling operation is performed on all levels, but at the end, the top level (which was already filled) is overwritten with the contents of the shuffling buffer and the remaining levels are marked as unfilled. Note that the shuffling buffer is never bigger than the top level because only *unread real (not dummy)* blocks are placed into the shuffling buffer before it is padded with dummy blocks. Since the top level is big enough to contain all of the real items inside a partition, it can hold the entire shuffling buffer.

During a reshuffling operation, the client uses the pseudo-random permutation PRP to determine the offset of all blocks (real and dummy) within a level on the server. Every time blocks are shuffled

and written into the next level, the client generates a fresh random PRP key  $K[p, \ell]$  so that blocks end up at random offsets every time that level is constructed. The client remembers the keys for all levels of all partitions in its local cache.

**Reading levels during shuffling.** When the client reads a partition’s levels into the shuffling buffer (Line 5 of Figure 7), it reads exactly  $2^\ell$  previously unread blocks. Unread blocks are those that were written during a `WritePartition` operation when the level was last constructed, but have not been read by a `ReadPartition` operation since then. The client only needs to read the unread blocks because the read blocks were already logically removed from the partition when they were read. There is a further restriction that among those  $2^\ell$  blocks must be all of the *unread real (non-dummy)* blocks. Since a level contains up to  $2^\ell$  real blocks, and there are always at least  $2^\ell$  unread blocks in a level, this is always possible.

The client can compute which blocks have been read/unread for each level. It does this by first fetching from the server a small amount of metadata for the level that contains the list of all blocks (read and unread) that were in the level when it was last filled. Then the client looks up each of those blocks in the position map to determine if the most recent version of that block is still in this level. Hence, the client can obtain the list of unread real blocks. The offsets of the of unread dummy blocks can be easily obtained by repeatedly applying the PRP function to `nextDummy` and incrementing `nextDummy`. Note that for security, the offsets of the  $2^\ell$  unread blocks must be first computed and then the blocks must be read in order of their offset (or some other order independent of which blocks are real/dummy).

## 4.6 Security

Our practical construction has the following security guarantees: **obliviousness (privacy), confidentiality, and authentication (with freshness)** under the malicious model.

**Theorem 2.** *The practical construction is oblivious according to Definition 1.*

*Proof.* Theorem 10 and Theorem 11 in Appendix C prove that the blocks accessed on the server via the `ReadPartition` and `WritePartition` operations are independent of the data request sequence. As can be seen in Figure 3, the order of the `ReadPartition` and `WritePartition` operations does not depend on the data request sequence, hence the construction is oblivious according to Definition 1.  $\square$

**Theorem 3.** *The practical construction provides confidentiality and authentication (with freshness) of all data stored on a possibly malicious server. If the server corrupts or selectively modifies blocks in storage or in transit, the client can detect it.*

*Proof.* This property is achieved by attaching a MAC to every block whenever a level is constructed (i.e., right after line 19 in Figure 7). The MAC is a function of the level’s key  $k$ , the position  $i$  of the block within the level, and the block ciphertext  $x$ .

$$m = \text{MAC}_k(i, x)$$

Note that the level’s key changes to a new random value every time the level is shuffled, so the same level key will never be reused in the future. Whenever a block ciphertext  $x$  in position  $i$  of a level with key  $k$  is read from the server storage, it is read along with its MAC  $m$ . Then, the block ciphertext is verified against the MAC (i.e., right after line 6 in Figure 7) as follows:

$$m \stackrel{?}{=} \text{MAC}_k(i, x)$$

<b>WritePartition</b> ( $p, u^*, \text{data}^*$ ):	
1:	// Read consecutively filled levels into the client's shuffling buffer denoted <i>sbuffer</i> .
2:	$\ell_0 \leftarrow$ last consecutively filled level
3:	<b>for</b> $\ell = 0$ to $\ell_0$ <b>do</b>
4:	Fetch the metadata (list of block ID's) for level $\ell$ in partition $p$ . Decrypt with key $K[p, \ell]$ .
5:	Fetch exactly $2^\ell$ previously unread blocks from level $\ell$ into <i>sbuffer</i> such that all unread real blocks are among them. Decrypt everything with the key $K[p, \ell]$ . Ignore dummy blocks when they arrive.
6:	Mark level $\ell$ in partition $p$ as <i>unfilled</i> .
7:	<b>end for</b>
8:	$\ell = \min(\ell_0, L - 1)$ // Don't spill above the top level.
9:	Add the ( $u^*, \text{data}^*$ ) to <i>sbuffer</i> .
10:	$k \leftarrow$ number of real blocks in <i>sbuffer</i> .
11:	<b>for</b> $i = 1$ to $k$ <b>do</b>
12:	Let $(u, \text{data}) = \text{sbuffer}[i]$
13:	$\text{position}[u] \leftarrow \{p, \ell, i\}$ // update position map
14:	<b>end for</b>
15:	$K[p, \ell] \leftarrow_R \mathcal{K}$ // generate fresh key for level $\ell$ in partition $p$
16:	Pad the shuffling buffer with dummy blocks up to length $2 \cdot 2^\ell$ . // The first $k$ blocks are real and the rest are dummy.
17:	Permute <i>sbuffer</i> with $\text{PRP}_\ell(K[p, \ell], \cdot)$ . A block originally at index $i$ in the shuffling buffer is now located at offset $i'$ in the shuffling buffer, where $i' = \text{PRP}_\ell(K[p, \ell], i)$
18:	Write the shuffling buffer into level $\ell$ in partition $p$ on the server, encrypted with key $K[p, \ell]$ .
19:	Write the metadata (list of block ID's) of level $\ell$ in partition $p$ to the server, encrypted with key $K[p, \ell]$ .
20:	Mark level $\ell$ in partition $p$ as <i>filled</i> .
21:	$\text{nextDummy}[p, \ell] \leftarrow k + 1$ // initialize counter to first dummy block.
<b>Notations:</b>	
$K[p, \ell]$	Secret key for partition $p$ , level $\ell$ . (PRP or AES key depending on context)
$\text{nextDummy}[p, \ell]$	Index of next unread dummy block for partition $p$ , level $\ell$ .
$\{p, \ell, i\} \leftarrow \text{position}[u]$	Position information for block $u$ (partition $p$ , level $\ell$ , index $i$ within the level).

**Figure 7:** The WritePartition operation of our practical construction that writes block  $u^*$  with  $\text{data}^*$  to partition  $p$ .

The verification is done not only for real blocks, but also for dummy blocks stored within a level. For dummy blocks, the data  $x$  is always an encryption of all zeros.

We are able to do integrity checking and provide *freshness* guarantees by storing a single key for each filled level because levels are always constructed at once (during the atomic shuffle) and they are not modified until the level is deleted during its next reshuffling.  $\square$

It should be noted that although our partition O-RAM construction resembles the Pinkas-Reinman construction, it does not have the security flaw discovered by Goodrich and Mitzenmacher [6] because it does not use Cuckoo hash tables.

## 5 Experimental Results

For our experiments, we implemented a simulator of our construction. Each read/write operation is simulated and the simulator keeps track of exactly where each block is located, the amount of client side storage used, and the total bytes transferred for all communication between the client

and server. We also implemented a simulator for the best previously known O-RAM scheme for comparison.

For each parametrization of our Oblivious RAM construction, we simulated exactly  $3N$  read/write operations. For example, for each O-RAM instances with  $N = 2^{28}$  blocks, we simulated about 800 million operations. We used a round-robin access pattern which maximizes the size of the client’s data cache of our construction by maximizing the probability of a cache miss. Therefore our results always show the worst case cache size. Also, because our construction is oblivious, our amortized cost measurements are independent of the simulated access pattern. We used the level compression, server storage reduction, and piggy-backed eviction optimizations described in Appendix 8.

### 5.1 Client Storage and Bandwidth

In this experiment, we measure the performance overhead (or *bandwidth overhead*) of our O-RAM. An O-RAM scheme with a bandwidth overhead of  $w$  performs  $w$  times the data transfer as an unsecured remote storage protocol. In the experiments we ignore the metadata needed to store and fetch blocks because in practice it is much smaller than the block size. For example, we may have 256 KB blocks, but the metadata will be only a few bytes.

In our scheme, the bandwidth overhead depends on the background eviction rate, and the background eviction rate determines the client’s cache size. The client is free to choose its cache size by using the appropriate eviction rate. Figure 8 shows the correlation between the background eviction and cache size as measured in our simulation.

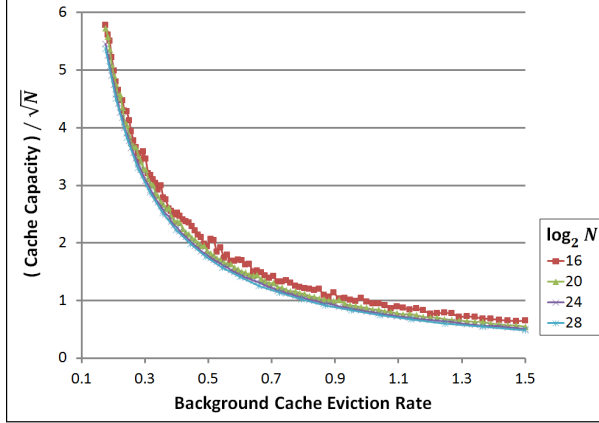
Once the client chooses its cache size it has determined the total amount of client storage. As previously mentioned, our scheme requires  $O(\sqrt{NB})$  bytes of client storage plus an extra  $cNB$  bytes of client storage for the position map with a very small constant. For most practical values of  $N$  and  $B$ , the position map is much smaller than the remaining  $O(\sqrt{NB})$  bytes of client storage, so the client storage approximately scales like  $O(\sqrt{NB})$  bytes. We therefore express the total client storage as  $k\sqrt{NB}$  bytes. Then, we ask the question: How does the client’s choice of  $k$  affect the bandwidth overhead of our entire O-RAM construction? Figure 9 shows this trade-off between the total client storage and the bandwidth overhead.

### 5.2 Comparison with Previous Work

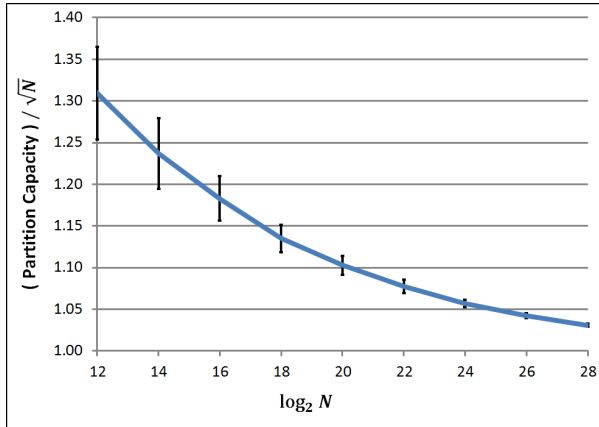
To the best of our knowledge, the most practical existing O-RAM construction was developed by Goodrich *et al.* [6]. It works by constructing a hierarchy of Cuckoo hash tables via Map-Reduce jobs and an efficient sorting algorithm which utilizes  $N^a$  ( $a < 1$ ) blocks of client-side storage. We implemented a simulator that estimates a lower bound on the performance of their construction. Then we compared it to the simulation of our construction.

To be fair, we parametrized both our and their construction to use the exact same amount of client storage:  $4\sqrt{NB}$  bytes. The client storage includes all of our client data structures, including our position map (stored uncompressed). We parametrized both constructions for exactly 1 TB O-RAM capacity (meaning that each construction could store a total of 1 TB of blocks). We varied the number of blocks from  $N = 2^{16}$  to  $N = 2^{24}$ . Since the O-RAM size was fixed to 1 TB, the blocks size varied between  $B = 2^{24}$  bytes and  $B = 2^{16}$  bytes. Table 11 shows the results. As it can be clearly seen, our construction uses *63 to 66 times less bandwidth* than the best previously known scheme for the exact same parameters.





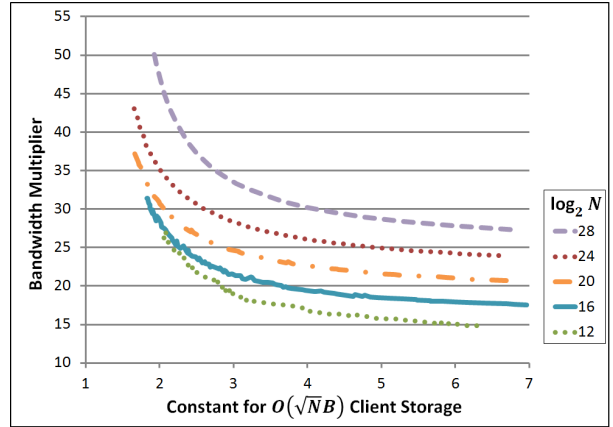
**Figure 8: Background Eviction Rate vs. Cache Capacity.** The  $x$ -axis is the eviction rate, defined as the ratio of background evictions over real data requests. For example, an eviction rate of 1 suggests an equal rate of data requests and background evictions. The  $y$ -axis is the quantity  $(\text{cache capacity})/\sqrt{N}$ , where cache capacity is the maximum number of data blocks in the cache over the course of time.



**Figure 10: Partition capacity.** The  $y$ -axis is the quantity  $(\text{partition capacity})/\sqrt{N}$ , where partition capacity is the maximum number of real data blocks that the partition must be able to hold, i.e., the maximum number of real data blocks inside a partition over time.

### 5.3 Partition Capacity

Finally, we examine the effects of splitting up the Oblivious RAM into partitions. Recall that in our practical construction with  $N$  blocks, we have split up the server storage into  $\sqrt{N}$  partitions each containing about  $\sqrt{N}$  blocks. Since the blocks are placed into partitions uniformly *randomly* rather than uniformly, a partition might end up with slightly more or less than  $\sqrt{N}$  blocks. For security reasons, we want to hide from the server how many blocks are in each partition at any given time, so a partition must be large enough to contain (with high probability) the maximum



**Figure 9: Trade-off between Client Storage and Bandwidth.** The plot shows what bandwidth overhead a client can achieve by using exactly  $k\sqrt{NB}$  bytes of client storage for different values of  $k$  (horizontal axis). The client storage includes the cache, sorting buffer, and an uncompressed position map. A block size of 256 KB was assumed.

# Blocks	Block Size	Practical Performance	
		Ours	Best Known [6]
$2^{16}$	16 MB	18.4X	> 1165X
$2^{18}$	4 MB	19.9X	> 1288X
$2^{20}$	1 MB	21.5X	> 1408X
$2^{22}$	256 KB	23.2X	> 1529X
$2^{24}$	64 KB	25.0X	> 1651X

**Figure 11: Comparison between our construction and the best known previous O-**R**AM construction.** A 1 TB O-**R**AM is considered with both constructions using exactly  $4\sqrt{NB}$  client storage. The practical performance is the number of client-server operations per O-**R**AM operation. Our construction has a *63 to 66 times better performance* than the best previously known scheme for the exact same parameters.

number of blocks that could end up in a single partition.

Figure 10 shows how many times more blocks a partition contains than the expected number:  $\sqrt{N}$ . Note that as the size of the O-RAM grows, the maximum size of a partition approaches its expected size. In fact, one can formally show that the maximum number of real data blocks in each partition over time is  $\sqrt{N} + o(\sqrt{N})$  [15]. Hence, for large enough  $N$ , the partition capacity is less than 5% larger than  $\sqrt{N}$  blocks.

## 6 Reducing the Worst-Case Cost With Concurrency

The constructions described thus far have a worst-case cost  $O(\sqrt{N})$  because a `WritePartition` operation sometimes causes a reshuffling of  $O(\sqrt{N})$  blocks. We reduce the worst-case cost by spreading out expensive `WritePartition` operations of  $O(\sqrt{N})$  cost over a long period of time, and at each time step performing  $O(\log N)$  work.

To achieve this, we allow reads and writes (i.e., reshuffling) to a partition to happen concurrently. This way, an operation does not have to wait for previous long-running operations to complete before executing. We introduce an *amortizer* which keeps track of which partitions need to be reshuffled, and schedules  $O(\log N)$  work (or  $O((\log N)^2)$  for the theoretic recursive construction) per time step. There is a slight storage cost of allowing these operations to be done in parallel, but we will later show that concurrency does not increase the asymptotic storage and amortized costs of our constructions.

By performing operations concurrently, we decrease the worst-case cost of the practical construction from  $O(\sqrt{N})$  to  $O(\log N)$  and we reduce the worst-case cost of the recursive construction from  $O(\sqrt{N})$  to  $O((\log N)^2)$ . Our concurrent constructions preserve the same amortized cost as their non-concurrent counterparts; however, in the concurrent constructions, the *worst-case cost is the same as the amortized cost*. Furthermore, in the concurrent practical construction, the latency is  $O(1)$  just like the non-concurrent practical construction, as each data request requires only a single round-trip to complete.

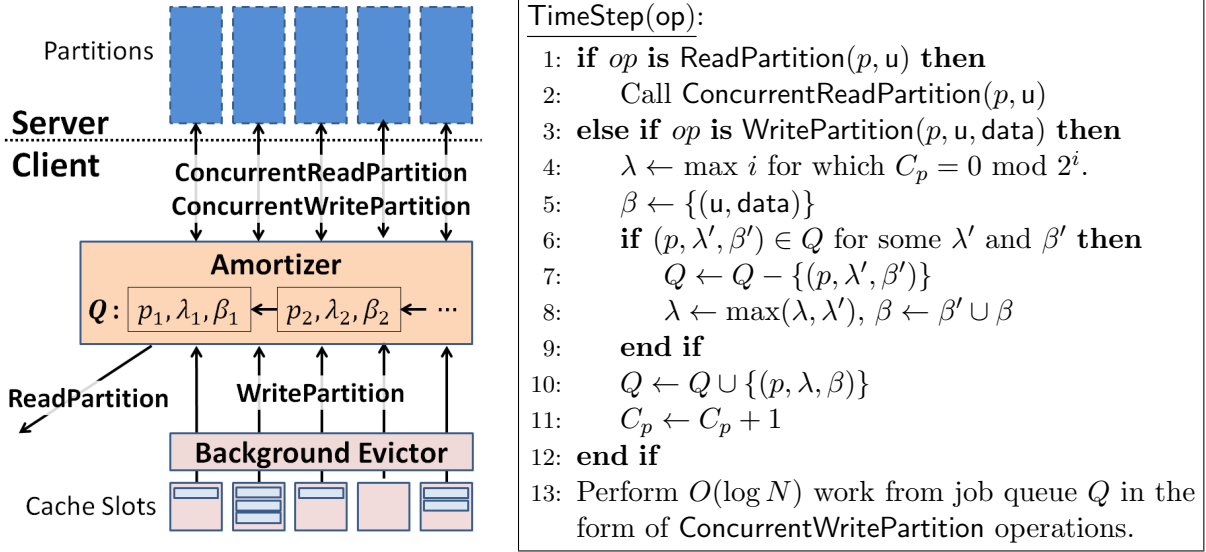
### 6.1 Overview

We reduce the worst case cost of our constructions by inserting an Amortizer component into our system which explicitly amortizes `ReadPartition` and `WritePartition` operations as described in Figure 12. Specifically, the Amortizer schedules a `ReadPartition` operation as a `ConcurrentReadPartition` operation, so the read can occur while shuffling. A `ReadPartition` always finishes in  $O(\log N)$  time. Upon a `WritePartition` operation (which invokes the shuffling of a partition), the Amortizer creates a new shuffling “job”, and appends it to a queue  $Q$  of jobs. The Amortizer schedules  $O(\log N)$  amount of work to be done per *time step* for jobs in the shuffling queue.

If reads are taking place concurrently with shuffling, special care needs to be taken to avoid leakages through the access pattern. This will be explained in the detailed scheme description below.

**Terminology.** To aid understanding, it helps to define the following terminology.

- **Job.** A job  $(p, \lambda, \beta)$  denotes a reshuffling of levels  $0, \dots, \lambda$  of partition  $p$  and then writing the blocks in  $\beta$  to partition  $p$  on the server.
- **Job Queue  $Q$ .** The *job queue*  $Q$  is a FIFO list of jobs. It is also possible to remove jobs that are not necessarily at the head of the queue for the purpose of merging them with other jobs, however jobs are always added at the tail.



**Figure 12: The Amortizer component helps reduce the worst case costs of our constructions.** It is inserted between the background eviction process and the server-side partitions as shown on the left. The component executes one operation per time step as defined on the right.

- **Partition counter.** Let  $C_p \in \mathbb{Z}_s$  denote a counter for partition  $p$ , where  $s$  is the maximum capacity of partition  $p$ . All operations on  $C_p$  are modulus  $s$ .
- **Work.** The *work* of an operation is measured in terms of the number of blocks that it reads and writes to partitions on the server.

**Handling ReadPartition operations.** The amortizer performs a ReadPartition( $p, u$ ) operation as a ConcurrentReadPartition( $p, u$ ) operation as defined in Sections 6.1.1 for the practical and recursive constructions respectively. If block  $u$  is cached by a previous ConcurrentReadPartition operation, then it is instead read from  $\beta$  where  $(p, \lambda, \beta) \in Q$  for some  $\lambda$  and  $\beta$ .

**Handling WritePartition operations.** The amortizer component handles a WritePartition operation by adding it to the job queue  $Q$ . The job is later dequeued in some time step and processed (possibly across multiple time steps). If the queue already has a job involving the same partition, the existing job is merged with the new job for the current WritePartition operation. Specifically, if one job requires shuffling levels  $0, \dots, \lambda$  and the other job requires shuffling levels  $0, \dots, \lambda'$ , we merge the two jobs into a job that requires shuffling levels  $0, \dots, \max(\lambda, \lambda')$ . We also merge the blocks to be written by both jobs.

**Processing jobs from the job queue.** For each time step, the reshuffling component perform  $w \log N$  work for a predetermined constant  $w$  such that  $w \log N$  is greater than or equal to the amortized cost of the construction. Part of that work may be consumed by a ConcurrentReadPartition operation executing at the beginning of the time step as described in Figure 12. The remaining work is performed in the form of jobs obtained from  $Q$ .

**Definition 2** (Processing a job). *A job  $(p, \lambda, \beta)$  is performed as a ConcurrentWritePartition( $p, \lambda, \beta$ ) operation that reshuffles levels  $0, \dots, \lambda$  of partition  $p$  and writes the blocks in  $\beta$  to partition  $p$ . The ConcurrentWritePartition operation is described in Sections 6.1.2 for the practical and recursive constructions respectively. Additionally, every block read and written to the server is counted to calculate the amount of work performed as the job is running. A job may be paused after having*

completed part of its work.

Jobs are always dequeued from the head of  $Q$ . At any point only a single job called the *current job* is being processed unless the queue is empty (then there are no jobs to process). Each job starts after the previous job has completed, hence multiple jobs are never processed at the same time.

If the current job does not consume all of the remaining work of the time step, the the next job in  $Q$  becomes the current job, and so on. the current job is *paused* when the total amount of work performed in the time step is exactly  $w \log N$ . In the next time step, the current job is resumed from where it was paused.

We now explain how to perform `ConcurrentReadPartition` and `ConcurrentWritePartition` operations in the practical construction to achieve an  $O(\log N)$  worst-case cost with high probability.

### 6.1.1 Concurrent Reads

The client performs the `ConcurrentReadPartition`( $p, u$ ) operation by reading 0 or 1 blocks from each filled level  $\ell$  of partition  $p$  on the server as follows:

- If level  $\ell$  in partition  $p$  contains block  $u$ , then
  - Read block  $u$  from level  $\ell$  in partition  $p$  on the server like in the `ReadPartition` operation.
- If level  $\ell$  in partition  $p$  does not contain block  $u$  and this level is not being reshuffled, then
  - Read the next dummy block from level  $\ell$  in partition  $p$  on the server like in the `ReadPartition` operation.
- If level  $\ell$  in partition  $p$  does not contain block  $u$  and this level is being reshuffled, then
  - Recall that when level  $\ell$  is being reshuffled,  $2^\ell$  previously unread blocks are chosen to be read. Let  $S$  be the identifiers of that set of blocks for level  $\ell$  in partition  $p$ .
  - Let  $S' \subseteq S$  be the IDs of blocks in  $S$  that were not read by a previous `ConcurrentReadPartition` operation after the level started being reshuffled. The client keeps track of  $S'$  for each level by first setting it to  $S$  when a `ConcurrentWritePartition` operation begins and then removing  $u$  from  $S'$  after every `ConcurrentReadPartition`( $p, u$ ) operation.
  - If  $S'$  is not empty, the client reads a random block in  $S'$  from the server.
  - If  $S'$  is empty, then the client doesn't read anything from level  $\ell$  in partition  $p$ . Revealing this fact to the server does not affect the security of the construction because the server already knows that the client has the entire level stored in its reshuffling buffer.

When  $u = \perp$ , block  $u$  is treated as not being contained in any level. Due to concurrency, it is possible that a level of a partition needs to be read during reshuffling. In that case, blocks may be read directly from the client's shuffling buffer containing the level.

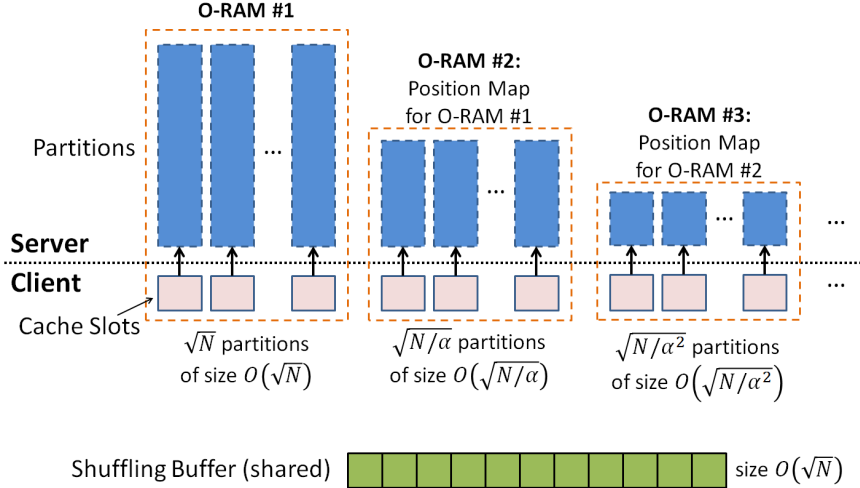
### 6.1.2 Concurrent Writes

A `ConcurrentWritePartition`( $p, \lambda, \beta$ ) operation is performed like the non-concurrent `WritePartition` operation described in Figure 7, except for three differences.

The first difference is that the client does not shuffle based on the last consecutively filled level. Instead it shuffles the levels  $0, \dots, \lambda$  which may include a few more levels than the `WritePartition` operation would shuffle.

The second difference is that at Line 9 of Figure 7, the client adds all of the blocks in  $\beta$  to the buffer.

The third difference is at Line 4 of Figure 7. In the non-concurrent construction, client fetches the list of  $2^\ell$  blocks ID's in a level that is about to be reshuffled. It then uses this list to determine which blocks have already been read as described in Section 4.5). Because  $2^\ell$  is  $O(\sqrt{N})$  fetching this metadata in the non-concurrent construction takes  $O(\sqrt{N})$  work in the worst case.



**Figure 13: The recursive construction.**

To ensure the worst case cost of the concurrent construction is  $O(\log N)$ , the metadata is stored as a bit array by the client. This bit array indicates which real blocks in that level have already been read. The client also knows which dummy blocks have been read because it already stores the `nextDummy` counter and it can apply the PRP function for all dummy blocks between  $k + 1$  and `nextDummy` where  $k$  is the number of real blocks in a level. Observe that the client only needs to store a single bit for each real block on the server. Hence this only increases the client storage by  $2N + \epsilon\sqrt{N}$  bits, which is significantly smaller than the size of index structure that the client already stores.

**Theorem 4** (Practical concurrent construction). *With  $1 - \frac{1}{\text{poly}(N)}$  probability, the concurrent practical construction described above has  $O(\log N)$  worst-case and amortized cost, and requires  $cN$  client-side storage with a very small  $c$ , and  $O(N)$  server-side storage.*

*Proof.* The proof is in Appendix D. □

## 7 Recursive Construction

The practical (non-current and concurrent) constructions described so far are geared towards optimal practical performance. However, they are arguably not ideal in terms of asymptotic performance, since they require a linear fraction of client-side storage for storing a position map of linear size.

For theoretic interest, we describe in this section how to recursively apply our O-RAM constructions to store the position map on the server, thereby obtaining O-RAM constructions with  $O(\sqrt{N})$  client-side storage, while incurring only a logarithmic factor in terms of amortized and worst-case cost.

We first describe the recursive, non-concurrent construction which achieves  $O((\log N)^2)$  amortized cost, and  $O(\sqrt{N})$  worst-case cost. We then describe how to apply the concurrency techniques to further reduce the worst-case cost to  $O((\log N)^2)$ , such that the worst-case cost and amortized cost will be the same.

## 7.1 Recursive Non-Concurrent Construction

**Intuition.** Instead of storing the linearly sized position map locally, the client stores it in a separate O-RAM on the server. Furthermore, the O-RAM for the position map is guaranteed to be a constant factor smaller than the original O-RAM. In other words, each level of recursion reduces the O-RAM capacity by a constant factor. After a logarithmic number of recursions, the size of the position map stored on the client is reduced to  $O(1)$ . The total size of all data caches is  $O(\sqrt{N})$ , hence the construction uses  $O(\sqrt{N})$  client storage.

For the recursive construction, we employ the Goodrich-Mitzenmacher O-RAM scheme as the partition O-RAM. Specifically, we employ their O-RAM scheme which for an O-RAM of capacity  $N$ , achieves  $O(\log N)$  amortized cost and  $O(N)$  worst-case cost, while using  $O(\sqrt{N})$  client-side storage, and  $O(N)$  server-side storage.

**Definition 3** (O-RAM<sub>GM</sub>). *Let O-RAM<sub>GM</sub> denote the Goodrich-Mitzenmacher O-RAM scheme [6]: for an O-RAM of capacity  $N$ , the O-RAM<sub>GM</sub> scheme achieves  $O(\log N)$  amortized cost, and  $O(N)$  worst-case cost, while using  $O(\sqrt{N})$  client-side storage, and  $O(N)$  server-side storage.*

**Definition 4** (O-RAM<sub>base</sub>). *Let O-RAM<sub>base</sub> denote the O-RAM scheme derived through the partitioning framework with the following parameterizations: (1) we set  $P = \sqrt{N}$  denote the number of partitions, where each partition has approximately  $\sqrt{N}$  blocks, and (2) we use the O-RAM<sub>GM</sub> construction as the partition O-RAM.*

Notice that in O-RAM<sub>base</sub>, the client requires a data cache of size  $O(\sqrt{N})$  and a position map of size less than  $\frac{2N \log N}{B}$  blocks. If we assume that the data block size  $B > 2 \log N$ , then the client needs to store at most  $\frac{2N \log N}{B} + \sqrt{N} \log N = \frac{N}{\alpha} + o(N)$  blocks of data, where the compression rate  $\alpha = \frac{B}{2 \log N} > 1$ . To reduce the client-side storage, we can recursively apply the O-RAM construction to store the position map on the server side.

**Definition 5** (Recursive construction: O-RAM\*). *Let O-RAM\* denote a recursive O-RAM scheme constructed as below. In O-RAM<sub>base</sub>, the client needs to store a position map of size  $cN$  ( $c < 1$ ). Now, instead of storing the position map locally on the client, store it in a recursive O-RAM on the server side. The pseudocode of the O-RAM\* scheme would be otherwise be the same as in Figure 3 except that Line 2 is modified to the the following recursive O-RAM lookup and update operation:*

*The position  $\text{position}[u]$  is stored in block  $u/\alpha$  of the smaller O-RAM. The client looks up this block, updates the corresponding entry  $\text{position}[u]$  with the new value  $r$ , and writes the new block back. Note that the read and update can be achieved in a **single O-RAM operation** to the smaller O-RAM.*

**Theorem 5** (Recursive O-RAM construction). *Suppose that the block size  $B > 2 \log N$ , and that the number of data accesses  $M < N^k$  for some  $k = O(\frac{\sqrt{N}}{\log N})$ . Our recursive O-RAM construction achieves  $O((\log N)^2)$  amortized cost,  $O(\sqrt{N})$  worst-case cost, and requires  $O(N)$  server-side storage, and  $O(\sqrt{N})$  client-side storage.*

*Proof.* The proof of the above theorem is presented in Appendix B. □

## 7.2 Recursive Concurrent Construction

Using similar concurrency techniques as in Section 6, we can further reduce the worst-case cost of the recursive construction to  $O((\log N)^2)$ . Recall that the recursive construction differs from the practical construction in two ways: (1) it uses the O-RAM<sub>GM</sub> (Goodrich-Mitzenmacher [6])

scheme as the partition O-RAM and (2) it recurses on its position map. We explain how to perform concurrent operations in the O-RAM<sub>GM</sub> scheme to reduce the worst case cost of the base construction to  $O(\log N)$  with high probability. Then when the recursion is applied, the recursive construction achieves a worst case cost of  $O((\log N)^2)$  with high probability.

### 7.2.1 Concurrent Reads

As concurrency allows reshuffles to be queued for later, it is possible that a level  $\ell$  is read more than  $2^\ell$  times in between reshufflings. The O-RAM<sub>GM</sub> scheme imposes a restriction that at most  $2^\ell$  blocks can be read from a level before it must be reshuffled by using a set of  $2^\ell$  dummy blocks. We observe that it is possible to perform a *dummy read* operation instead of using a dummy block and performing a *normal read* on it. This essentially eliminates the use of dummy blocks. Note that the same idea was suggested in the work by Goodrich *et al.* [9].

A dummy read operation  $\text{ConcurrentReadPartition}(p, \perp)$  is performed by reading two random blocks within a level instead of applying a Cuckoo hash on a element from small domain. Observe that the Cuckoo hashes for real read operations output uniformly random block positions. Because the blocks read by dummy read operation are also chosen from a uniformly random distribution, dummy reads are indistinguishable from real reads.

This observation allows the client to securely perform a  $\text{ConcurrentReadPartition}(p, u)$  operation as follows. For each level (from smaller to larger) of partition  $p$ , as usual the client performs a Cuckoo hash of the block identifier  $u$  to determine which two blocks to read within the level. Once the block is found in some level, the client performs dummy reads on subsequent levels. The client always first checks the local storage to see if the block is in the job queue. If so, then the client performs dummy reads of all levels.

In summary, instead of reading specific dummy blocks (which can be exhausted since there are only  $2^\ell$  dummy blocks in level  $\ell$ ), the client performs dummy reads by choosing two random positions in the level.

### 7.2.2 Concurrent Writes

In the concurrent recursive construction, the  $\text{ConcurrentWritePartition}(p, \lambda, \beta)$  operation is performed by first reshuffling levels  $0, \dots, \lambda$  along with the blocks in  $\beta$  using the oblivious shuffling protocol of the O-RAM<sub>GM</sub> scheme. After the reshuffling has completed, the updated Cuckoo hash tables have been formed.

**Theorem 6** (Recursive concurrent O-RAM). *Assume that the block size  $B > 2 \log N$ . With  $1 - \frac{1}{\text{poly}(N)}$  probability, the concurrent recursive construction described above has  $O((\log N)^2)$  worst-case and amortized cost, and requires  $O(\sqrt{N})$  client-side storage, and  $O(N)$  server-side storage.*

*Proof.* The proof is in Appendix B. □

## 8 Optimizations and Extensions

### 8.1 Compressing the Position Map

The position map is *highly* compressible under realistic workloads due to the natural sequentiality of data accesses. Overall we can compress the position map to about 0.255 bytes per block. Hence its compressed size is  $0.225N$  bytes. Even for an extremely large, 1024 TB O-RAM with  $N = 2^{32}$

blocks, the position map will be under 1 GB in size. We now explain how to compress the position map.

**Compressing partition numbers.** In [11], Oprea *et al.* showed that real-world file systems induce almost entirely sequential access patterns. They used this observation to compress a data structure that stores a counter of how many times each block has been accessed. Their experimental results on real-world traces show that the compressed data structure stores about 0.13 bytes per block. Every time a block is accessed, their data structure stores a unique value (specifically, a counter) for that block. In our construction, instead of placing newly read blocks in a random cache slot, we can place them in a pseudo-random cache slot determined by the block id and counter. Specifically, when block  $i$  is accessed for the  $j$ 'th time (i.e., its counter is  $j$ ), it is placed in cache slot  $\text{PRF}(i.j)$ .  $\text{PRF}(\cdot)$  is a pseudo-random function that outputs a cache slot (or partition) number.

**Compressing level numbers.** Recall that each partition contains  $L$  levels such that level  $\ell$  contains at most  $2^\ell$  real blocks. We can represent the level number of each block by using only 1 bit per block on average, regardless of the number of levels. This can be easily shown by computing the entropy of the level number as follows. If all levels are filled, each block has probability  $2^{\ell-L}$  of being in level  $\ell$ . Then the entropy of the level number is

$$-\sum_{\ell=0}^{L-1} 2^{\ell-L} \log_2(2^{\ell-L}) = \sum_{i=1}^L i \cdot 2^{-i} < 1$$

If not all levels in a partition are filled, then the entropy is even less, but for the sake of simplicity let's still use 1 bit to represent a level number within that partition. Note that since the top level is slightly larger (it contains  $\epsilon$  extra blocks), the entropy might be slightly larger than 1 bit, but only by a negligible amount.

**Using the compressed position map.** These two compression tricks allow us to compress our position map immensely. On average, we can use 0.13 bytes for the partition number and 0.125 bytes (1 bit) for the level number, for a total of 0.255 bytes per block.

Once we have located a block's partition  $p$  and level  $\ell$ , retrieving it is easy. When each level is constructed, each real block can be assigned a fresh alias  $\text{PRF}(K[p, \ell], \text{"real-alias"}, u)$  where  $u$  is the ID of the block and  $\text{PRF}$  is a pseudo-random function. Each dummy block can be assigned the alias  $\text{PRF}(K[p, \ell], \text{"dummy-alias"}, i)$  where  $i$  is the index of the dummy block in partition  $p$ , level  $\ell$ . Then during retrieval, the client fetches blocks from the server by their aliases.

## 8.2 Reducing Server Storage

Each partition's capacity is  $\sqrt{N} + \epsilon$  blocks, where the surplus  $\epsilon$  is due to the fact that some partitions may have more blocks than others when the blocks are assigned in a random fashion to the partitions. A partition has levels  $\ell = 0, \dots, \log_2 \sqrt{N}$ . Each level contains  $2 \cdot 2^\ell$  blocks (real and dummy blocks), except for the top level that contains  $2\epsilon$  additional blocks. Then, the maximum size of a partition on the server is  $4\sqrt{N} + 2\epsilon$  blocks. Therefore, the maximum server storage is  $4N + 2\epsilon\sqrt{N}$ .

However, the maximum amount of server storage required is less than that, due to several reasons:

1. Levels of partitions are sometimes not filled. It is extremely unlikely that at some point in time, all levels of all partitions are simultaneously filled.



2. As soon as a block is read from a level, it can be deleted by the server because its value is no longer needed.

In our simulation experiments, we calculated that the server never needs to store more than  $3.2N$  blocks at any point in time. Hence, in practice, the server storage can be regarded as being less than  $3.2N$  blocks.

### 8.3 Compressing Levels During Uploading

In Line 18 of the WritePartition algorithm in Figure 7, the client needs to write back up to  $2\sqrt{N} + o(\sqrt{N})$  blocks to the server, at least half of which are dummy blocks. Since the values of the dummy blocks are irrelevant (since the server cannot differentiate between real and dummy blocks), it is possible to use a matrix compression algorithm to save a 2X factor in terms of bandwidth.

Suppose that the client wishes to transfer  $2k$  blocks  $b := (b_1, b_2, \dots, b_{2k})$ . Let  $S \subseteq \{1, 2, \dots, 2k\}$  denote the offsets of the real blocks, let  $b_S$  denote the vector of real blocks. We consider the case when exactly  $k$  of the blocks are real, i.e.,  $b_S$  is of length  $k$  (if less than  $k$  blocks are real, simply select some dummy blocks to fill in). To achieve the 2X compression, the server and client share a Vandermonde matrix  $M_{2k \times k}$  during an initial setup phase. Now to transfer the blocks  $b$ , the client solves the linear equation:

$$M_S \cdot x = b_S$$

where  $M_S$  denotes the matrix formed by rows of  $M$  indexed by the set  $S$ , and  $b_S$  denote the vector  $B$  indexed by the set  $S$ , i.e., the list of real blocks.

The client can simply transfer  $x$  (length  $k$ ) to the server in place of  $b$  (length  $2k$ ). The server decompresses it by computing  $y \leftarrow Mx$ , and it is not hard to see that  $y_S = b_S$ . The server is unable to distinguish which blocks are real and which ones are dummy, since the Vandermonde matrix ensures that any subset of  $k$  values of  $y$  are a predetermined linear combination of the remaining  $k$  values of  $y$ .

## Acknowledgments

We would like to thank Hubert Chan, Yinian Qi, and Alina Oprea for insightful feedback, helpful discussions, and proofreading.

This material is partially supported by the National Science Foundation Graduate Research Fellowship under Grant No. DGE-0946797, the National Science Foundation under Grants No. CCF-0424422, 0311808, 0832943, 0448452, 0842694, 0627511, 0842695, 0808617, 0831501 CT-L, by the Air Force Office of Scientific Research under MURI Award No. FA9550-09-1-0539, by the Air Force Research Laboratory under grant No. P010071555, by the Office of Naval Research under MURI Grant No. N000140911081, by the MURI program under AFOSR Grant No. FA9550-08-1-0352, and by a grant from the Amazon Web Services in Education program. Any opinions, findings, and conclusions or recommendations expressed in this material are those of the author(s) and do not necessarily reflect the views of the funding agencies.

## References

- [1] Towards practical oblivious ram. Technical Report, <http://arxiv.org/abs/1106.3652>, 2011.

- [2] D. Boneh, D. Mazieres, and R. A. Popa. Remote oblivious storage: Making oblivious ram practical. Manuscript, <http://dspace.mit.edu/bitstream/handle/1721.1/62006/MIT-CSAIL-TR-2011-018.pdf>, 2011.
- [3] D. Dubhashi and D. Ranjan. Balls and bins: a study in negative dependence. *Random Struct. Algorithms*, 13:99–124, September 1998.
- [4] O. Goldreich. Towards a theory of software protection and simulation by oblivious rams. In *STOC*, 1987.
- [5] O. Goldreich and R. Ostrovsky. Software protection and simulation on oblivious rams. *J. ACM*, 1996.
- [6] M. T. Goodrich and M. Mitzenmacher. Privacy-preserving access of outsourced data via oblivious ram simulation. *CoRR*, abs/1007.1259, 2010.
- [7] M. T. Goodrich, M. Mitzenmacher, O. Ohrimenko, and R. Tamassia. Oblivious ram simulation with efficient worst-case access overhead. In *CCSW*, 2011.
- [8] M. T. Goodrich, M. Mitzenmacher, O. Ohrimenko, and R. Tamassia. Privacy-preserving group data access via stateless oblivious ram simulation. In *SODA*, 2012.
- [9] M. T. Goodrich, O. Ohrimenko, M. Mitzenmacher, and R. Tamassia. Privacy-preserving group data access via stateless oblivious ram simulation. <http://arxiv.org/abs/1105.4125>, 2011.
- [10] E. Kushilevitz, S. Lu, and R. Ostrovsky. On the (in)security of hash-based oblivious ram and a new balancing scheme. In *SODA*, 2012.
- [11] A. Oprea and M. K. Reiter. Integrity checking in cryptographic file systems with constant trusted storage. In *USENIX Security*, 2007.
- [12] R. Ostrovsky. Efficient computation on oblivious rams. In *STOC*, 1990.
- [13] R. Ostrovsky and V. Shoup. Private information storage (extended abstract). In *STOC*, pages 294–303, 1997.
- [14] B. Pinkas and T. Reinman. Oblivious ram revisited. In *CRYPTO*, 2010.
- [15] M. Raab and A. Steger. Balls into bins – a simple and tight analysis, 1998.
- [16] P. Williams and R. Sion. Usable PIR. In *NDSS*, 2008.
- [17] P. Williams, R. Sion, and B. Carbutnar. Building castles out of mud: practical access pattern privacy and correctness on untrusted storage. In *CCS*, 2008.

## Appendices

### A Bounding Partition Capacity and Cache Capacity

#### A.1 Bounding the Partition Capacity

We now bound the partition capacity. We will think of the  $i$ -th cache slot of the client as an extension of the  $i$ -th partition on the server. We will bound the maximum number of data blocks in the partition plus corresponding cache slot. This is obviously an upper-bound on the capacity of the corresponding partition.

We assume that the data access sequence is independent of the random coins used in the O-RAM scheme. Notice that this is also the case in practical applications.

Suppose we are given a data access sequence:

$$\vec{x} := (x_1, x_2, \dots, x_M).$$

If we think of the partition and its corresponding cache slot as a unity, the operations of the O-RAM is equivalent to the following random process: Initially, each of the  $N$  blocks is assigned to an

independent random partition. In each time step, pick an arbitrary element from its corresponding partition, and place it in a fresh random partition.

Henceforth, when we perform probabilistic analysis on this random process, we assume that the probability space is defined over the initial coin flips that place each block into a partition, as well as the coin flips in each time step  $t$  that place  $x_t$  into a random partition.

**Fact 1.** *At any point of time, the distribution of blocks in the partitions (and their extended cache slots) are the same as throwing  $N$  balls into  $\sqrt{N}$  bins.*

**Fact 2.** *If we throw  $s = N$  balls randomly into  $t = \sqrt{N}$  bins,*

$$\Pr[\text{a specific bin} > k \text{ balls}] \leq \binom{s}{k} \cdot \frac{1}{t^k} \leq \frac{s^k}{k!} \cdot \frac{1}{t^k} \leq \left(\frac{\sqrt{N}}{k}\right)^k$$

Therefore,

$$\Pr[\text{a specific bin} > \sqrt{N} + k \text{ balls}] \leq \left(\frac{\sqrt{N}}{\sqrt{N} + k}\right)^{\sqrt{N} + k} = \left(1 - \frac{1}{(\sqrt{N} + k)/k}\right)^{\sqrt{N} + k} \leq \frac{1}{e^k}$$

**Theorem 7.** *Let  $k > 0$ . At any time  $t \in \mathbb{N}$ , with probability  $1 - o(1)$ , the number of blocks in the  $i$ -th partition  $Z_i$  is bounded by  $\sqrt{N} + k \ln N$ , i.e.,*

$$\Pr[Z_i > \sqrt{N} + k \ln N] \leq \frac{1}{N^k}$$

*Proof. (sketch.)* Straightforward from the above calculation. □

**Theorem 8** (Partition capacity). *Let the total number of data requests  $M \leq N^k$  for some positive  $k$ . Given any sequence  $\vec{x}$  of length  $M$ , let  $Z_{i,t}$  denote the load of the partition  $i$  at time step  $t$ . Then,*

$$\Pr \left[ \exists i \in [N], t \in [M] : Z_{i,t} > \sqrt{N} + (k + c) \ln N \right] \leq \frac{1}{N^c}$$

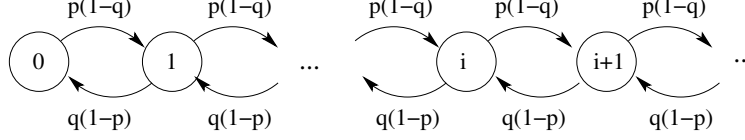
*Proof. (sketch.)* Due to Theorem 8, and apply union bound over all partitions and all  $M$  time steps. □

Given Theorem 8, it suffices to set each partition's capacity to be  $\sqrt{N} + o(\sqrt{N})$ . In other words, each partition is an O-RAM that can store up to  $\sqrt{N} + o(\sqrt{N})$  blocks.

## A.2 Bounding the Client Data Cache Size

In the following analysis, we assume the RandomEvict algorithm with an eviction rate  $\nu = 2$ .

Recall that in our partitioning framework, eviction of blocks from the data cache can happen in two ways: 1) piggy-backed evictions that happen together with regular read or write operations; and 2) background eviction. For the sake of upper-bounding the client data cache, we pretend that there are no piggy-backed evictions, and only background evictions. This obviously gives an upper bound on the data cache size.



**Figure 14:** Discrete-time Markov Chain for each cache slot.

Now focus on a single slot. A slot can be viewed as a discrete-time Markov Chain as shown in Figure 14. Basically, in every time step, with probability  $p = \frac{1}{\sqrt{N}}$ , a block is added to the slot, and with probability  $q = \frac{2}{\sqrt{N}}$ , a block is evicted (if one exists).

Let  $\rho = \frac{p(1-q)}{q(1-p)} \leq \frac{1}{2}$ . Let  $\pi_i$  denote the probability that a slot has  $i$  blocks in the stationary distribution. Due to standard Markov Chain analysis, we get:

$$\pi_i = \rho^i (1 - \rho)$$

**Fact 3.** *At any given point of time, the expected number of blocks in each slot is  $\frac{\rho}{1-\rho}$ , and the expected number of blocks in all data cache slots is  $\frac{\rho P}{1-\rho}$ , where  $P$  is the number of partitions (or slots).*

**Definition 6** (Negative association [3]). *A set of random variables  $X_1, X_2, \dots, X_k$  are negatively associated, if for every two disjoint index sets,  $I, J \subseteq [k]$ ,*

$$\mathbb{E}[f(X_i, i \in I)g(X_j, j \in J)] \leq \mathbb{E}[f(X_i, i \in I)]\mathbb{E}[g(X_j, j \in J)]$$

for all functions  $f : \mathbb{R}^{|I|} \rightarrow \mathbb{R}$  and  $g : \mathbb{R}^{|J|} \rightarrow \mathbb{R}$  that are both non-decreasing or both non-increasing.

**Proposition 1.** *Any any given point of time, let  $Z_i$  denote the number of blocks in slot  $i \in [P]$ . Then, the random variables  $\{Z_i\}_{i \in [P]}$  are negatively associated.*

*Proof.* Let  $B_{i,j}$  ( $i \in [P], j \in [M]$ ) be indicator random variables defined as below:

$$B_{i,j} = \begin{cases} 1 & \text{if a block is placed in slot } i \text{ in the } j\text{-th time step} \\ 0 & \text{otherwise} \end{cases}$$

In each time step,  $\nu$  slots will be randomly chosen for eviction. Let  $C_{i,j,k}$  ( $i \in [P], j \in [M], k \in [\nu]$ ) be the indicator random variables defined as below:

$$C_{i,j,k} = \begin{cases} 0 & \text{if slot } i \text{ is selected for background eviction in time step } j, k\text{-th eviction} \\ 1 & \text{otherwise} \end{cases}$$

Notice that in the above, the indicator  $C_{i,j,k}$  is 0 (rather than 1) if slot  $i$  is selected for background eviction in time step  $j$ . This is an intentional choice which will later ensure that the number of blocks in a slot is a non-decreasing function of these indicator random variables.

Due to Proposition 11 of [3], the vector  $\{B_{i,j}\}_{i \in [P], j \in [M]}$  is negatively associated.

Similarly, due to the Zero-One lemma of [3], the vector  $\{1 - C_{i,j,k}\}_{i \in [P], j \in [M], k \in [\nu]}$  is negatively associated, and hence, the vector  $\{C_{i,j,k}\}_{i \in [P], j \in [M], k \in [\nu]}$  is negatively associated,

Now, since all  $B_{i,j}$  and  $\{C_{i,j,k}\}$ 's are mutually independent, the set of variables  $\{B_{i,j}\}_{i \in [P], j \in [M]} \cup \{C_{i,j,k}\}_{i \in [P], j \in [M], k \in [\nu]}$  is negatively associated due to Proposition 7 of [3].

For any  $M \in \mathbb{N}$ , after  $M$  time steps, the number of balls  $Z_i$  in slot  $i$  where  $i \in [P]$  is a non-decreasing function of  $Z_i := Z_i(\{B_{i,j}\}_{j \in [M]}, \{C_{i,j,k}\}_{j \in [M], k \in [\nu]})$ . Due to Proposition 7 of [3], the number of blocks in each cache slot, i.e., the vector  $\{Z_i\}_{i \in [P]}$  is negatively associated.  $\square$

**Lemma 2** (Tail bound for sum of geometric random variables). *Let  $X_1, X_2, \dots, X_k$  be independent geometric random variables, each having parameter  $p$ , and mean  $\frac{1}{p}$ . Let  $X := \sum_{i=1}^k X_i$ , let  $\mu = \frac{k}{p}$ . Then, for  $0 < \epsilon < 1$ , we have*

$$\Pr[X \geq (1 + \epsilon)\mu] \leq \exp\left(-\frac{\epsilon^2 k}{4}\right)$$

*Proof.* Use the method of moment generating functions. Suppose  $e^t < \frac{1}{1-p}$ .

$$\begin{aligned} \mathbb{E}[\exp(tX_i)] &= pe^t + p(1-p)e^{2t} + p(1-p)^2e^{3t} \dots \\ &= \frac{p}{1-p} \sum_{i=1}^{\infty} (e^t(1-p))^i \\ &= \frac{p}{1-p} \cdot e^t(1-p) \cdot \frac{1}{1-e^t(1-p)} \\ &= \frac{pe^t}{1-e^t(1-p)} \end{aligned}$$

$$\mathbb{E}[\exp(X)] = \prod_{i=1}^k \mathbb{E}[\exp(tX_i)] = \left(\frac{pe^t}{1-e^t(1-p)}\right)^k = \left(\frac{pe^t}{1-e^t(1-p)}\right)^{\mu p}$$

Therefore,

$$\begin{aligned} \Pr[X > (1 + \epsilon)\mu] &= \Pr[\exp(tX) > \exp(t(1 + \epsilon)\mu)] \\ &\leq \left(\frac{pe^t}{1-e^t(1-p)}\right)^{\mu p} \cdot \left(\frac{1}{e^{t(1+\epsilon)\mu}}\right) \\ &= \left(\frac{pe^t}{1-e^t(1-p)}\right)^{\mu p} \cdot \left(\frac{1}{e^{t(1+\epsilon)/p}}\right)^{\mu p} \\ &= \left(\frac{p}{1-e^t(1-p)}\right)^{\mu p} \cdot \left(\frac{1}{e^{t(\frac{1+\epsilon}{p}-1)}}\right)^{\mu p} \\ &= \left(\frac{p}{1-e^t(1-p)} \cdot \frac{1}{e^{t(\frac{1+\epsilon}{p}-1)}}\right)^{\mu p} \end{aligned}$$

The above inequality holds for all  $t$  such that  $e^t < \frac{1}{1-p}$ . We now pick the  $t$  to minimize  $\Pr[X > (1 + \epsilon)\mu]$ . It is not hard to see that the above is minimized when  $e^t = \frac{1+\epsilon-p}{(1+\epsilon)(1-p)}$ . Therefore, plugging

$e^t = \frac{1+\epsilon-p}{(1+\epsilon)(1-p)}$  back in,

$$\begin{aligned}
\Pr[X > (1+\epsilon)\mu] &\leq \left( \frac{p}{1 - \frac{1+\epsilon-p}{1+\epsilon}} \cdot \frac{1}{\left(\frac{1+\epsilon-p}{(1+\epsilon)(1-p)}\right)^{\left(\frac{1+\epsilon}{p}-1\right)}} \right)^{\mu p} \\
&= \left( (1+\epsilon) \left( \frac{(1+\epsilon)(1-p)}{1+\epsilon-p} \right)^{\left(\frac{1+\epsilon}{p}-1\right)} \right)^{\mu p} \\
&= \left( (1+\epsilon)^p \left( 1 - \frac{\epsilon p}{1+\epsilon-p} \right)^{1+\epsilon-p} \right)^{\mu} \\
&\leq ((1+\epsilon)^p e^{-\epsilon p})^{\mu} \\
&= \left( \frac{1+\epsilon}{e^{\epsilon}} \right)^k
\end{aligned}$$

Specifically, for  $0 < \epsilon < 1$ ,  $\frac{1+\epsilon}{e^{\epsilon}} \leq \exp(-\frac{\epsilon^2 k}{4})$ . Therefore, for  $0 < \epsilon < 1$ , we have:

$$\Pr[X > (1+\epsilon)\mu] \leq \exp\left(-\frac{\epsilon^2 k}{4}\right)$$

□

**Lemma 3** (Tail bound for sum of negatively-associated geometric random variables). *Let  $X_1, X_2, \dots, X_k$  be negatively associated geometric random variables, each having parameter  $p$ , and mean  $\frac{1}{p}$ . Let  $X := \sum_{i=1}^k X_i$ , let  $\mu = \frac{k}{p}$ . Then, for  $0 < \epsilon < 1$ , we have*

$$\Pr[X \geq (1+\epsilon)\mu] \leq \exp\left(-\frac{\epsilon^2 k}{4}\right)$$

*Proof.* Similar to the proof of Lemma 2. Observe also that for negatively associated random variables  $X_1, X_2, \dots, X_k$ , for  $t > 0$ , we have

$$\mathbb{E}[\exp(tX)] = \mathbb{E}\left[\prod_{i=1}^k \exp(tX_i)\right] \leq \prod_{i=1}^k \mathbb{E}[\exp(tX_i)]$$

The remainder of the proof follows directly from the proof of Lemma 2. □

**Fact 4.** *At any given point of time, let  $Z_i$  denote the number of blocks in slot  $i \in [P]$ , where  $P$  is the number of partitions (or slots). Then,  $Y_i := Z_i + 1$  is a geometrically distributed random variable with mean  $\frac{1}{1-\rho}$ . Moreover, as the random variables  $\{Z_i\}_{i \in [P]}$  are negatively associated, so are  $\{Y_i\}_{i \in [P]}$ .*

**Lemma 4.** *Let  $Z$  denote the total cache size at any point of time after the chain has reached stationary distribution. Let  $P = \sqrt{N}$  denote the number of partitions (or slots). From Fact 3,  $\mathbb{E}[Z] = \frac{\rho P}{1-\rho} \leq \sqrt{N}$ . We have the following tail bound:*

$$\Pr[Z > \sqrt{N} + 4cN^{\frac{1}{4}}\sqrt{\ln N}] \leq \frac{1}{N^{c^2}}$$

*Proof.* Let  $Y = \sum_{i=1}^P Y_i = \sum_{i=1}^P (Z_i + 1)$  denote the sum of negatively associated geometric random variables  $Y_i$ , with mean  $\frac{1}{1-\rho}$ . Therefore  $\mathbb{E}[Y] = \frac{\sqrt{N}}{1-\rho} \leq 2\sqrt{N}$ .

$$\Pr[Z > \mathbb{E}[Z] + 4cN^{\frac{1}{4}}\sqrt{\ln N}] = \Pr[Y > \mathbb{E}[Y] + 4cN^{\frac{1}{4}}\sqrt{\ln N}]$$

Let

$$\epsilon := \frac{4cN^{\frac{1}{4}}\sqrt{\ln N}}{\mathbb{E}[Y]} \geq \frac{2c\sqrt{\ln N}}{N^{\frac{1}{4}}}$$

Notice that  $0 < \epsilon < 1$  for sufficiently large  $N$ . Therefore,

$$\begin{aligned} & \Pr[Z > \mathbb{E}[Z] + 4cN^{\frac{1}{4}}\sqrt{\ln N}] \\ &= \Pr[Y > \mathbb{E}[Y] + 4cN^{\frac{1}{4}}\sqrt{\ln N}] \\ &= \Pr[Y > (1 + \epsilon)\mathbb{E}[Y]] \leq \exp\left(-\frac{\epsilon^2\sqrt{N}}{4}\right) \leq \exp\left(-\frac{4c^2 \ln N}{4}\right) = \frac{1}{N^{c^2}} \end{aligned}$$

□

**Theorem 9** (Data cache capacity). *Let the total number of data requests  $M \leq N^k$  for some  $k > 0$ . Let  $Z(\vec{0}, t)$  denote the total number of blocks in the client data cache at time  $t \in [M]$ , assuming that the system initially starts in the state  $\vec{0}$ , i.e., all slots are empty initially. Then, for  $c > 0$ ,*

$$\Pr \left[ \max_{t \in [M]} Z(\vec{0}, t) > \sqrt{N} + 4\sqrt{k+c} \cdot N^{\frac{1}{4}}\sqrt{\ln N} \right] \leq \frac{1}{N^c}$$

*Proof. (sketch.)* Assume that the mixing time of the Markov Chain for each slot is  $T$ .

We show that with high probability, the data cache size never exceeds  $\sqrt{N} + o(\sqrt{N})$  between time  $T$  and  $T + M$ . To show this, simply use Lemma 4, and take union bound over time steps  $T$  through  $T + M$ :

$$\Pr \left[ \max_{t \in [T, T+M]} Z(\vec{0}, t) > \sqrt{N} + 4\sqrt{k+c} \cdot N^{\frac{1}{4}}\sqrt{\ln N} \right] \leq \frac{1}{N^c}$$

Furthermore, notice that the cache size is less likely to exceed a certain upper-bound when each slot starts empty, than starting in any other initial state. One can formally prove this by showing that for every sample path (i.e., sequence of coin flips), starting in the empty state never results in more blocks in the client's data cache than starting in any other state.

Therefore,

$$\begin{aligned} & \Pr \left[ \max_{t \in [M]} Z(\vec{0}, t) > \sqrt{N} + 4\sqrt{k+c} \cdot N^{\frac{1}{4}}\sqrt{\ln N} \right] \\ & \leq \Pr \left[ \max_{t \in [T, T+M]} Z(\vec{0}, t) > \sqrt{N} + 4\sqrt{k+c} \cdot N^{\frac{1}{4}}\sqrt{\ln N} \right] \\ & \leq \frac{1}{N^c} \end{aligned}$$

□

## B Recursive Construction Costs

*Proof of Theorem 5.* The recursive O-RAM construction is obtained by recursively applying the O-RAM\* construction  $O(\log N)$  times to the position map.

- The amortized cost of the O-RAM\* construction is  $O(\log N)$ . The recurrence equation for the amortized cost is:

$$T(N) = T(N/\alpha) + O(\log N)$$

which solves to  $T(N) = O((\log N)^2)$ .

- The worst-case cost of the O-RAM\* construction is  $O(\sqrt{N})$ . The recurrence relation of the worst-case cost is

$$T(N) = T(N/\alpha) + O(\sqrt{N})$$

which solves to  $T(N) = O(\sqrt{N})$ .

- With high probability, each partition's capacity in the O-RAM\* construction will not exceed  $O(\sqrt{N})$  (Theorem 8), and hence the total server-side storage of the O-RAM\* construction is  $O(N)$ . The recurrence relation for the server-side storage is

$$T(N) = T(N/\alpha) + O(N)$$

which solves to  $T(N) = O(N)$ .

- With high probability, the client's data cache will not exceed  $O(\sqrt{N})$  (Theorem 9) in the O-RAM\* construction. The recurrence relation for the client-side storage is

$$T(N) = T(N/\alpha) + O(\sqrt{N})$$

which solves to  $T(N) = O(\sqrt{N})$ .

Notice that the O-RAM construction by Goodrich *et al.* [6], which we use for the partition O-RAM requires a shuffling buffer of size  $O(\sqrt{N})$  for an O-RAM of capacity  $N$ . But this reshuffling buffer can be shared across all partitions at all levels of recursion. Therefore, it does not increase the client-side storage asymptotically.

□

## C Security of the Practical Partition O-RAM

Here we prove the security of the partition O-RAM construction of our practical scheme.

**Lemma 5.** *The ReadPartition operation will never read the same block from a level more than once before that level is reshuffled.*

*Proof.* A block is read from a level for one of two reasons. It is either a real block that the client wants to read from the partition, or it is a dummy block. If it is a real block, then the real block will be placed in the client's cache and the next time that same real block is being read, it will be read from its new location. If the block is a dummy block, then after reading it, the nextDummy counter is incremented, ensuring that another dummy block will be read the next time a dummy must be read from that level. When a level is reshuffled, it either becomes unfilled or it is filled with a new set of blocks. □



**Theorem 10.** *The ReadPartition operation causes blocks to be read from the server pseudo-randomly without replacement, hence independently from the data request sequence.*

*Proof.* The ReadPartition operation reads a block from each level of the partition. Since the blocks in a level are pseudo-randomly permuted by applying the PRP function, each block read is pseudo-randomly chosen. By Lemma 5, the block read from each level will be a previously unread block, so the blocks are read without replacement.  $\square$

**Lemma 6.** *A reshuffling of a set of levels leaks no other information to the server except that a reshuffling of those levels occurred.*

*Proof.* A reshuffling operation always reads exactly  $2^\ell$  unread blocks from a level  $\ell$  on the server, shuffles them on the client side, and uploads them to the first unfilled level (or the top level if all levels are filled). Since the server always knows which levels are filled, which blocks have been read, and cannot observe the shuffling that happens entirely on the client-side, then the server learns nothing new.  $\square$

**Theorem 11.** *The WritePartition operations leak no information about the data request sequence.*

*Proof.* After exactly every  $2^\ell$  WritePartition operations, levels  $0, 1, \dots, \ell$  are reshuffled. Therefore the reshufflings happen at regular deterministic intervals. The reshufflings are the only operations caused by WritePartition that are observed by the server. By Lemma 6, the reshuffling operations leak no information to the server except that the reshufflings happened. Since the reshufflings happen at deterministic intervals independent of the data request sequence, the WritePartition operations leak no information about the data request sequence.  $\square$

## D Concurrent Constructions: Proof of Worst-Case Cost

Consider level  $i$  ( $1 \leq i \leq \lfloor \log_\alpha N \rfloor$ ) of the recursion, let  $S$  be the maximum capacity for each partition, and let  $P$  denote the number of partitions. For the sake of asymptotic proofs, we focus on  $1 \leq i < \frac{1}{2} \lfloor \log_\alpha N \rfloor$  – since the O-RAM capacity at level  $\frac{1}{2} \lfloor \log_\alpha N \rfloor$  (or lower) is bounded by  $O(\sqrt{N})$ . Therefore, we assume that the recursions stops at level  $\frac{1}{2} \lfloor \log_\alpha N \rfloor - 1$ , and that that the client simply stores level  $\frac{1}{2} \lfloor \log_\alpha N \rfloor$  locally.

### D.1 Distribution of Amount of Work Queued for One Partition

We now analyze the distribution of the amount of work queued for one specific partition at any point of time, after the system reaches steady state. Imagine that the amortizer schedules work fast enough, such that all all jobs will be dequeued in at most  $\tau$  time steps.  $\tau$  is a parameter to be determined later.

Consider the following stochastic process: Let  $C_p \in \mathbb{Z}_S$  denote a counter for partition  $p$ , where  $S$  is the maximum capacity of each partition. At every time step, flip an independent random coin  $r \leftarrow \text{UniformRandom}(1..P)$ , and let  $C_r \leftarrow C_r + 1 \pmod{S}$ .

We shall first focus our analysis on a single given partition. The stochastic process for a given partition can be described as below. Basically, let  $C$  denote the counter for the given partition. At every time step, we flip an independent random coin which comes up heads with probability  $\frac{1}{P}$ . We let  $C \leftarrow C + 1 \pmod{S}$  if the coin comes up heads.

Whenever the counter  $C$  reaches a multiple of  $2^i$  for some positive integer  $i$  (but  $C$  is not a multiple of  $2^{i+1}$ ), a shuffling job of size  $2^i$  is created and enqueued. Furthermore, *whenever a*

job of size  $2^i$  is created and enqueued, all existing jobs of size  $\leq 2^i$  are immediately cancelled and removed from the queue. All jobs will be dequeued after at most  $\tau$  time steps.

**Fact 5.** Consider a given partition. Suppose that jobs in the queue are ordered according to the time they are enqueued. Then the sizes of jobs in the queue are strictly decreasing.

**Fact 6.** At any point of time, for a given partition, suppose that the largest job in the queue has size  $2^i$ , then the total size of all jobs in the queue is bounded by  $2 \cdot 2^i$ .

Henceforth, we refer to the total size of all unfinished jobs as the *amount of work* for a given partition.

For a given partition, the above stochastic process can be modelled by a Markov Chain. Each state is denoted by the tuple  $(c, Q)$  where  $c$  is the counter value, and  $Q$  denotes the current state of the queue. Specifically, let  $Q := \{(s_i, t_i)\}_{i \in [\ell]}$ .  $0 \leq \ell \leq \lceil \log S \rceil$  denotes the current queue length. The sequence of  $s_i$ 's represent the job sizes and are strictly decreasing according to Fact 5. Each  $0 \leq t_i < \tau$  represents the time elapsed since the  $i$ -th job was enqueued. The transitions of the Markov Chain are defined as below:

Let  $(c, Q)$  denote the current state, where  $Q := \{(s_i, t_i)\}_{i \in [\ell]}$ .

- If  $c + 1 \pmod{S}$  is a multiple of  $2^i$  for some positive interger  $i$ . Let  $i$  denote the largest positive integer such that  $c + 1$  is a multiple of  $2^i$ :
  - With probability  $\frac{1}{P}$ , transition to state  $(c + 1 \pmod{S}, Q')$  where  $Q' := \{(2^i, 0)\} \cup \{(s, t + 1) \mid (s, t) \in Q \text{ and } t < \tau - 1 \text{ and } s > 2^i\}$ .
  - With probability  $1 - \frac{1}{P}$ , transition to state  $(c, Q')$  where  $Q' := \{(s, t + 1) \mid (s, t) \in Q \text{ and } t < \tau - 1\}$ .
- If  $c + 1 \pmod{S}$  is not a multiple of  $2^i$ :
  - With probability  $\frac{1}{P}$ , transition to state  $(c + 1 \pmod{S}, Q')$  where  $Q' := \{(s, t + 1) \mid (s, t) \in Q \text{ and } t < \tau - 1\}$ .
  - With probability  $1 - \frac{1}{P}$ , transition to state  $(c, Q')$  where  $Q' := \{(s, t + 1) \mid (s, t) \in Q \text{ and } t < \tau - 1\}$ .

It is also not hard to see that the Markov Chain is ergodic , and therefore, has a stationary distribution.

Let  $\pi_i$  denote the probability that the largest job in a given partition has size  $2^i$ . According to Fact 6, the total amount of work for that partition is then bounded by  $2 \cdot 2^i$ . Since the Markov Chain has a stationary distribution,  $\pi_i$  is both the time average and ensemble average in its steady state.

**Lemma 7.** The probability that the largest job in a given partition has size  $2^i$   $\pi_i = O(\frac{\tau}{P \cdot 2^i})$ .

*Proof.* We use time average to obtain an upper bound on  $\pi_i$ . Suppose we let the Markov Chain run for a really long time  $T$ . Let  $X_i$  denote the indicator random variable that the Markov Chain goes from  $(c, *)$  to  $(c + 1, *)$  during time step  $i \in [T]$ .

Let  $X(T) := \sum_{i \in [T]} X_i$ . It is not hard to see that

$$\mathbb{E}[X(T)] = \frac{T}{P}$$

Due to the central limit theorem, as  $T \rightarrow \infty$ ,  $\Pr[X(T) < 2\mathbb{E}[X(T)]] \rightarrow 1$ .

If the counter has advanced  $X$  times, then it means that the counter has completed at most  $\lceil \frac{X}{S} \rceil$  cycles. In each cycle, there are at most  $\frac{S \cdot \tau}{2^i}$  time steps in which largest job has size  $2^i$ . Therefore, over  $\lceil \frac{X}{S} \rceil$  cycles, there are at most  $\frac{2X\tau}{2^i}$  time steps in which the largest job has size  $2^i$ .

Therefore,

$$\forall 1 \leq i \leq \lceil \log S \rceil : \quad \pi_i = \lim_{T \rightarrow \infty} \frac{1}{T} \cdot \frac{2X(T) \cdot \tau}{2^i} \leq \frac{1}{T} \cdot \frac{2\tau}{2^i} \cdot 2\mathbb{E}[X(T)] = \frac{4\tau}{P \cdot 2^i}$$

□

**Lemma 8.** *In steady state, the expected size of the largest job for a given partition is upper bounded by  $\frac{4\tau}{P} \log S$ . Moreover, the expected amount of work for a given partition is upper bounded by  $\frac{8\tau}{P} \log S$ .*

*Proof.* Straightforward from Lemma 7 and Fact 6. □

## D.2 Bounding Total Amount of Work Queued for All Partitions

**Lemma 9** (Measure concentration for independent random variables). *Let  $X_1, X_2, \dots, X_P$  denote i.i.d. random variables. Let  $\lambda \in \mathbb{N}$ , suppose that each  $X_j$  ( $j \in [P]$ ) has non-zero probability for the range of integer values within  $[0, 2^\lambda]$ . Furthermore, the distribution of each  $X_j$  satisfies the following. For each integer  $1 \leq i \leq \lambda$ :  $\Pr[X_j = 2^i] \leq \frac{\beta}{2^i}$  for some  $\beta > 0$ . Let  $X = \sum_{j=1}^P X_j$ . It is not hard to see that  $\mathbb{E}[X] = P \cdot \mathbb{E}[X_1] \leq \beta\lambda P$ . Furthermore,*

$$\Pr[X \geq \beta\lambda P + 2 \cdot 2^\lambda \cdot \log \frac{\lambda}{\delta}] \leq \delta$$

*Proof.* For  $j \in [P]$  and  $i \in [\lambda]$ , let  $Y_{j,i}$  denote the following random variable:

$$Y_{j,i} = \begin{cases} 1 & \text{if } X_j = 2^i \\ 0 & \text{otherwise} \end{cases}$$

Let  $Y_i = 2^i \cdot \sum_{j=1}^P Y_{j,i}$ . It is not hard to see that  $\mathbb{E}[Y_i] = 2^i \cdot \sum_{j=1}^P \mathbb{E}[Y_{j,i}] = \beta P$ . Let  $q = \frac{\beta}{2^i}$ . For  $\gamma \in [P]$ , we have:

$$\Pr[Y_i \geq \gamma \cdot 2^i] \leq \binom{P}{\gamma} \cdot q^\gamma \leq \frac{(qP)^\gamma}{\gamma^\gamma}$$

where the last inequality above is due to Stirling's formula. Suppose  $\gamma = qP + \epsilon$ , we have:

$$\Pr[Y_i \geq P\beta + \epsilon \cdot 2^i] \leq \left( \frac{qP}{qP + \epsilon} \right)^{qP + \epsilon} = \left( 1 - \frac{1}{(qP + \epsilon)/\epsilon} \right)^{qP + \epsilon} \leq \exp(-\epsilon)$$

Notice that  $X = \sum_{i=1}^\lambda Y_i$ . Therefore, due to union bound,

$$\Pr[X \geq \beta\lambda P + 2 \cdot 2^\lambda \cdot \log \frac{\lambda}{\delta}] \leq \Pr[X \geq \beta\lambda P + \log \frac{\lambda}{\delta} \cdot \sum_{i=1}^\lambda 2^i] \leq \delta$$

□

**Lemma 10** (Total amount of work over all partitions). *At any given point of time, let  $X_j$  denote the maximum job size for the  $j$ -th partition. From Lemma 7, we know that for  $1 \leq i \leq \lceil \log S \rceil$ ,  $1 \leq j \leq P$ ,  $\Pr[X_j = 2^i] \leq \frac{4\tau}{P2^i}$ . Let  $X := \sum_{j \in [P]} X_j$ . Then,*

$$\Pr[X \geq 8\tau \log S + 3 \cdot S \cdot \log \frac{\log S}{\delta}] \leq \delta$$

(Due to Fact 6, the total amount of work across all partitions is bounded by  $2X$ .)

*Proof.* Let  $\beta = \frac{8\tau}{P}$ ,  $\lambda = \log S$ . The proof is similar to that of Lemma 9, except that the  $X_j$ 's are no longer independent.

We use negative associativity [3] to deal with this problem. For technical reasons which will become clear later, we will consider the sum of all but 1 partitions. Specifically, let  $\hat{X} := \sum_{j \in [P-1]} X_j$ . Hence,  $X = \hat{X} + X_P$ . Since the maximum job size for the  $P$ -th partition can be at most  $S$ , it suffices to prove that

$$\Pr[\hat{X} \geq 8\tau \log S + 2 \cdot S \cdot \log \frac{\log S}{\delta}] \leq \delta$$

Similar to the proof of Lemma 9, for  $j \in [P]$  and  $i \in [\lambda]$ , let  $Y_{j,i}$  denote the following random variable, but with a minor change. Basically, instead of letting  $Y_{j,i} = 1$  when  $X_j = 2^i$ , we now let  $Y_{j,i} = 1$  when  $X_j \geq 2^i$ .

$$Y_{j,i} = \begin{cases} 1 & \text{if } X_j \geq 2^i \\ 0 & \text{otherwise} \end{cases} \quad (1)$$

Let  $Y_i := 2^i \cdot \sum_{j \in [P-1]} Y_{j,i}$ . Observe that in this case,  $X \leq \sum_{i=1}^{\lambda} Y_i$ , and  $\Pr[Y_{j,i} = 1] = \Pr[X_j \geq 2^i] \leq 2 \Pr[X_j = 2^i] \leq \frac{8\tau}{P2^i}$ .

If we can prove that  $Y_{1,i}, Y_{2,i}, \dots, Y_{P-1,i}$  are negatively associated (which we will show later), then we will have the following:

$$\begin{aligned} \Pr[Y_i \geq \gamma \cdot 2^i] &\leq \sum_{S \subseteq [P-1], |S|=\gamma} \Pr[\forall j \in S : Y_{j,i} = 1] \\ &= \sum_{S \subseteq [P-1], |S|=\gamma} \Pr[\forall j \in S : Y_{j,i} \geq 1] \\ &\leq \sum_{S \subseteq [P-1], |S|=\gamma} \prod_{j \in S} \Pr[Y_{j,i} \geq 1] \quad (\text{due to negative associativity, Proposition 4 in [3]}) \\ &= \sum_{S \subseteq [P-1], |S|=\gamma} \prod_{j \in S} \Pr[Y_{j,i} = 1] \\ &= \binom{P-1}{\gamma} \cdot q^\gamma \leq \binom{P}{\gamma} \cdot q^\gamma \end{aligned}$$

where  $q := \frac{8\tau}{P2^i}$ .

From here on, the remaining proof would be similar to that of Lemma 9.

So far, we have shown how to prove this lemma assuming that  $Y_{1,i}, Y_{2,i}, \dots, Y_{P-1,i}$  are negatively associated. In the remainder of this proof, we will show that this is indeed the case in the following lemma.  $\square$

**Lemma 11.** *For any  $i \in [\log S]$ , the random variables  $Y_{1,i}, Y_{2,i}, \dots, Y_{P-1,i}$  as defined in Equation 1 are negatively associated.*

*Proof.* Suppose we run for  $M$  time steps –  $M$  is large enough such that the system reaches steady state, and we examine the random variables  $Y_{j,i}$ 's at the end of  $M$  time steps.

To show that after  $M$  time steps,  $Y_{1,i}, Y_{2,i}, \dots, Y_{P-1,i}$  are negatively associated, we first argue that after  $M - \tau$  steps, the counters of each partition  $C_1, C_2, \dots, C_{P-1} \pmod{S}$  are independent. To see this, think of the vector  $(c_1, c_2, \dots, c_{P-1})$  as the configuration of counters of all but one partitions at time  $t$ . From time  $t$  to  $t+1$ , the configuration vector  $(c_1, c_2, \dots, c_{i-1}, c_i+1 \pmod{S}, c_{i+1}, \dots, c_{P-1})$  can transition into any neighboring vector with probability  $\frac{1}{P}$ , and self-loops with probability  $\frac{1}{P}$ . It is not hard to see that configuration vector forms an ergodic Markov Chain. In addition, in the stationary distribution, all configurations are “equivalent”, so all configurations have the same probability. It is not hard to see now that the counters  $(C_1, \dots, C_{P-1})$  are independent random variables at time step  $M - \tau$ . Note that the reason why we left one partition out is because the counters  $(C_1, \dots, C_P)$  form a *periodic* Markov Chain (i.e., the sum of all counters should be equal to the number of time steps mod  $S$ ), therefore, a stationary distribution does not exist.

We now argue why after  $M$  time steps,  $Y_{1,i}, Y_{2,i}, \dots, Y_{P-1,i}$  are negatively associated.

For  $j \in [P - 1], t \in [M - \tau + 1, M]$ , let  $B_{j,t}$  be indicator random variable as defined below:

$$B_{j,t} := \begin{cases} 1 & \text{partition } j \text{ is chosen in the } t\text{-th time step} \\ 0 & \text{otherwise} \end{cases}$$

Due to Proposition 11 of [3], the vector  $\{B_{j,t}\}_{j \in [P-1], t \in [M-\tau+1, M]}$  is negatively associated. Earlier, we argued that the partition counters mod  $S$  for all but one partition are independent. Using a similar argument, we can prove that the partition counters  $(C_1, C_2, \dots, C_{P-1}) \pmod{2^i}$  are independent. Since the variables  $\{B_{j,t}\}_{j \in [P-1], t \in [M-\tau+1, M]}$  are independent of the partition counters  $(C_1, C_2, \dots, C_{P-1}) \pmod{2^i}$  at time  $M - \tau$ , we can conclude that the union of the partition counters  $(C_1, C_2, \dots, C_{P-1}) \pmod{2^i}$  and the vector  $\{B_{j,t}\}_{j \in [P-1], t \in [M-\tau+1, M]}$  is negatively associated. Without loss of generality, we assume that every job will remain in the queue for exactly  $\tau$  amount of time, even if the job may be completed before that.

At the end of  $M$  time steps, the random variable  $Y_{j,i}$  is a *non-decreasing* function of the partition counter  $C_j \pmod{2^i}$  at time  $M - \tau$ , and  $\{B_{j,t}\}_{t \in [M-\tau+1, M]}$ . Due to Proposition 7 of [3], the vector  $(Y_{j,i})_{j \in [P-1]}$  is negatively associated. Furthermore, this holds for all  $i \in [\lambda]$ .  $\square$

**Amount of work amortized to each time step.** We will pick  $\tau = P = \sqrt{N}$ . As a result, if the amortizer schedules  $16 \log S$  work to be done per time step, then with  $1 - \frac{1}{\text{poly}(N)}$  probability, we guarantee that each job remains in the queue for  $\tau$  time or less.

The remainder of this section will bound the additional client cache required for the concurrent construction, including the memory necessary for storing cached reads and pending writes.

### D.3 Bounding the Size of Cached Reads

For the practical construction, if a partition currently has a shuffling job up to level  $\ell$  in the queue, and a `ReadPartition` operation occurs, then the blocks read from levels  $1, \dots, \ell$  of that partition needs to be cached, since the same block cannot be read twice. Note that reads for levels  $\ell + 1$  and higher need not be cached. We now bound the size of client cache needed to store these cached reads.

Note also that in the theoretic construction the buffer for cached reads is optional – since we use a variant of the Goodrich-Mitzenmacher [6] O-RAM as the partition O-RAM, where we do not use any dummy blocks, and the O-RAM can be read an unlimited number of times. In particular,

every time we read a level, it always appears to the server that two random locations are being accessed.

Without loss of generality, we will assume that every cached read will remain in the client's cache for  $\tau$  amount of time. In reality, since all shuffling jobs are guaranteed to be done within  $\tau$  time, each cached read will remain in the cache for  $\tau$  time or less. Therefore, this allows us to obtain an upper-bound on the size of cached reads in the client's cache.

We first study the distribution of the size of cached reads for a single partition. At some time  $t + \tau$ , the cached reads are accumulated from time steps  $t$  to  $t + \tau$ . For each cached read, its size is the the logarithm of the size of the largest job at the time the cached read is created. For the sake of an upper bound, we will assume that within a window  $[t, t + \tau]$ , the size of all cached reads are the logarithm of the size of the largest job between time  $t$  and  $t + \tau$ .

**Lemma 12.** *In steady state, let  $p_i$  denote the probability that the largest job between a time window  $[t, t + \tau]$  for a given partition is of size  $2^i$ , for any time  $t$ . Let  $\tau = P$ . Then,*

$$p_i \leq \frac{8}{2^i}$$

*Proof.* Consider the Markov Chain for the counter  $c$  for a given partition.

Let  $q_c$  denote the probability that the counter is  $c \bmod S$  in the steady state. It is not hard to see that  $q_c = 1/S$  for any  $1 \leq c \leq S$ .

Let  $R_t$  be a random variable representing the counter value at time  $t$ .

$$\begin{aligned} & \Pr[\text{largest job between } t \text{ and } t + \tau \text{ has size } 2^i] \\ & \leq \sum_{0 \leq \alpha \leq 2\tau} \Pr[\exists k : R_{t-\tau} = k \cdot 2^i - \alpha] \cdot \Pr[\text{this partition is selected } \geq \alpha \text{ times in a time window of } 2\tau] \\ & \leq \sum_{0 \leq \alpha \leq 2\tau} \frac{1}{2^i} \cdot \binom{2\tau}{\alpha} \cdot \frac{1}{P^\alpha} \\ & \leq \sum_{0 \leq \alpha \leq 2\tau} \frac{1}{2^i} \cdot \exp(-(\alpha - \frac{2\tau}{P})) \end{aligned}$$

When we select  $\tau = P$ , it is not hard to see that

$$\Pr[\text{largest job between } t \text{ and } t + \tau \text{ has size } 2^i] \leq \frac{8}{2^i}$$

□

**Lemma 13.** *At any point of time  $t$  in steady state, let  $X_j$  denote the logarithm of largest job size for partition  $j \in [P]$  in a time window  $[t, t + \tau]$ . Let  $X = \sum_{j \in [P]} X_j$ . Then*

$$\Pr[X \geq \mathbb{E}[X] + (\sqrt{P} + 1) \log S \sqrt{\log \frac{1}{\delta}}] \leq \delta$$

*Proof.* For technical reasons, we first bound the sum of  $X_j$ 's for all but one partitions, i.e.,  $X_1, \dots, X_{P-1}$ . Let  $\hat{X} = \sum_{j=1}^{P-1} X_j$ . Since  $X_P \leq \log S$ , it suffices to prove that

$$\Pr[\hat{X} \geq \mathbb{E}[X] + \sqrt{P} \log S \sqrt{\log \frac{1}{\delta}}] \leq \delta$$

We first show that  $X_1, X_2, \dots, X_{P-1}$ 's are negatively associated, and we then apply Hoeffding's inequality which holds for negatively associated random variables. The proof of negative associativity is similar to the proof of negative associativity in Lemma 11, assuming that all cached reads will remain in the cache for exactly  $\tau$  time.

Now, according to Hoeffding inequality,

$$\Pr[\hat{X} \geq \mathbb{E}[X] + \epsilon P] \leq \exp\left(-\frac{2\epsilon^2 P^2}{P(\log S)^2}\right) = \exp\left(-\frac{2\epsilon^2 P}{(\log S)^2}\right)$$

Let  $\epsilon = \frac{\log S}{\sqrt{P}} \sqrt{\log \frac{1}{\delta}}$ , we have

$$\Pr[\hat{X} \geq \mathbb{E}[X] + \sqrt{P} \log S \sqrt{\log \frac{1}{\delta}}] \leq \delta$$

When  $\tau = P$ ,  $\Pr[X_j = i] \leq \frac{8}{2^i}$  for all  $j \in [P]$ . Therefore, it is not hard to see that  $\mathbb{E}[X] \leq 16P$ . Therefore,

$$\Pr[\hat{X} \geq 16P + \sqrt{P} \log S \sqrt{\log \frac{1}{\delta}}] \leq \delta$$

□

We now bound the size of cached reads at any point of time in steady state. The cached reads at time  $t + \tau$  are created during time steps  $t$  through  $t + \tau$ . Therefore, it suffices to bound the total size of cached reads created during time steps  $t$  through  $t + \tau$ .

Let  $\vec{X} := (X_1, X_2, \dots, X_P)$  denote the logarithm of the maximum job size for each partition, during time steps  $t$  through  $t + \tau$ . If time step  $t + i$  where  $0 \leq i \leq \tau$  chooses partition  $j$ , then  $X_j$  number of cached reads are created.

**Lemma 14.** *Suppose we are given that  $\vec{X} = \vec{x}$ , and let  $\mu = \text{mean}(\vec{x})$ . For  $0 \leq i \leq \tau$ , let  $Y_i$  denote the number of cached reads created in time step  $t + i$ . Let  $Y := \sum_{i=0}^{\tau} Y_i$ .*

$$\Pr[Y \geq \tau\mu + \sqrt{\tau} \cdot \log S \cdot \sqrt{\log \frac{1}{\delta}} \mid \vec{X} = \vec{x}] \leq \delta$$

*Proof.* For at time  $t + i$  (where  $i \in [0, \tau]$ ) suppose partition  $j$  is chosen. Recall that we assume the number of cached reads the number of cached reads  $Y_i$  generated in that time step depends on the largest job size of partition  $j$  between the entire  $[t, t + \tau]$ . As a result, given a fixed  $\vec{X}$ , each  $Y_i$  (where  $i \in [0, \tau]$ ) depends only on which partition is chosen to be read in time step  $t + i$ . Therefore, the  $Y_i$ 's are independent.

By Hoeffding bound,

$$\begin{aligned} \Pr[Y \geq \tau\mu + \tau\epsilon \mid \vec{X} = \vec{x}] &\leq \exp\left(-\frac{2\epsilon^2 \tau^2}{\tau(\log S)^2}\right) \\ &= \exp\left(-\frac{2\epsilon^2 \tau}{(\log S)^2}\right) \end{aligned}$$

Let  $\epsilon = \frac{\log S}{\sqrt{\tau}} \sqrt{\log \frac{1}{\delta}}$ , we have the following:

$$\Pr[Y \geq \tau\mu + \sqrt{\tau} \cdot \log S \cdot \sqrt{\log \frac{1}{\delta}} \mid \vec{X} = \vec{x}] \leq \delta$$

□

**Theorem 12** (Bounding cached reads). *Consider the system in steady state. For  $0 \leq i \leq \tau$ , let  $Y_i$  denote the number of cached reads created in time step  $t + i$ . Let  $Y := \sum_{i=0}^{\tau} Y_i$ . Assume that  $\tau = P$ . Then,*

$$\Pr \left[ Y \geq 16P + 3\sqrt{P} \log S \sqrt{\log \frac{1}{\delta}} \right] \leq 2\delta$$

*Proof.* According to Lemma 13,

$$\Pr[\text{mean}(\vec{X}) \geq 16 + \frac{2 \log S}{\sqrt{P}} \sqrt{\log \frac{1}{\delta}}] \leq \delta$$

Let  $G$  denote the event that  $\text{mean}(\vec{X}) \leq 16 + \frac{2 \log S}{\sqrt{P}} \sqrt{\log \frac{1}{\delta}}$ . Let  $\bar{G}$  denote the event that  $\text{mean}(\vec{X}) > 16 + \frac{2 \log S}{\sqrt{P}} \sqrt{\log \frac{1}{\delta}}$ . Due to Lemma 14,

$$\Pr \left[ Y \geq 16\tau + \frac{2\tau \log S}{\sqrt{P}} \sqrt{\log \frac{1}{\delta}} + \sqrt{\tau} \cdot \log S \cdot \sqrt{\log \frac{1}{\delta}} \mid G \right] \leq \delta$$

Therefore,

$$\begin{aligned} & \Pr \left[ Y \geq 16\tau + \frac{2\tau \log S}{\sqrt{P}} \sqrt{\log \frac{1}{\delta}} + \sqrt{\tau} \cdot \log S \cdot \sqrt{\log \frac{1}{\delta}} \right] \\ & \leq \Pr \left[ Y \geq 16\tau + \frac{2\tau \log S}{\sqrt{P}} \sqrt{\log \frac{1}{\delta}} + \sqrt{\tau} \cdot \log S \cdot \sqrt{\log \frac{1}{\delta}} \mid G \right] + \Pr[\bar{G}] \leq 2\delta \end{aligned}$$

□

Plug in  $\tau = P$ , we get the above theorem.

#### D.4 Bounding the Size of Pending Writes

In the concurrent scheme, when a WritePartition operation occurs, the block to be written is added to the pending write queue. At each time step,  $O(1)$  number of pending writes are created. Since we guarantee that all queued shuffling jobs are completed in  $\tau$  time, each pending write will be completed in  $\tau$  time. Therefore, the total number of pending writes in the system is bounded by  $O(\tau)$ .