

# Implications of parameters of PSR J1903+0327 for its progenitor neutron star

M. Bejger<sup>1</sup>, M. Fortin<sup>1,2</sup>, P. Haensel<sup>1</sup>, and J. L. Zdunik<sup>1</sup>

<sup>1</sup> N. Copernicus Astronomical Center, Polish Academy of Sciences, Bartycka 18, PL-00-716 Warszawa, Poland

<sup>2</sup> LUTH, UMR 8102 du CNRS, Observatoire de Paris, F-92195 Meudon Cedex, France  
 bejger@camk.edu.pl, fortin@camk.edu.pl, haensel@camk.edu.pl, jlz@camk.edu.pl

Received xxx Accepted xxx

## ABSTRACT

**Context.** Millisecond pulsar PSR J1903+0327 rotating at 465 Hz has the second largest precisely-measured mass ( $1.67 M_{\odot}$ ) and a weak surface magnetic field ( $\simeq 2 \times 10^8$  G). It is located in the Galactic plane, bound in a highly eccentric ( $e = 0.44$ ) orbit in a binary system with a solar-mass main-sequence star. These observational facts pose a challenge for the theory of stellar evolution.

**Aims.** Using intrinsic PSR J1903+0327 parameters evaluated from radio observations (mass  $M$ , rotation period  $P$ , magnetic field  $B$  deduced from  $P$  and  $\dot{P}$ ) and a model of spin evolution during the "recycling" phase (spin-up by accretion from a low-mass companion lost afterwards) that takes into account the accretion-induced magnetic field decay, we aim to calculate the mass of its neutron star progenitor,  $M_i$ , at the onset of accretion. Simultaneously, we derive constraints on average accretion rate  $\dot{M}$  and the pre-accretion magnetic field  $B_i$ . We also seek for the imprint of the poorly known equation of state of dense matter at supra-nuclear densities on the spin-up tracks and the progenitor neutron star.

**Methods.** Spin-up is modeled by accretion from a thin magnetized disk, using the magnetic-torque disk-pulsar coupling model proposed by Kluźniak and Rappaport (2007). An observationally motivated model of the surface magnetic field dissipation due to accretion is used. Three equations of state of dense matter, consistent with the existence of  $2.0 M_{\odot}$  neutron star, are considered. Orbital parameters in the accretion disk are obtained using the space-time generated by a rotating neutron star within the framework of General Relativity.

**Results.** Constraints on the progenitor neutron star parameters and on the accretion itself are obtained. The minimum average accretion rate should be larger than  $2 - 8 \times 10^{-10} M_{\odot} \text{ yr}^{-1}$ , the highest lower bound corresponding to the stiffest equation of state. Allowed  $B_i$ -dependent values of  $M_i$  are within  $1.0 - 1.4 M_{\odot}$ , much lower than an oversimplified, but widely used  $B \equiv 0$  result, where one gets  $M_i > 1.55 M_{\odot}$ .

**Conclusions.** The influence of magnetic field in the "recycling" process is crucial - it leads to a significant decrease of spin-up rate and larger accreted masses, in comparison to the  $B = 0$  model. Estimated initial neutron-star mass depends on the assumed dense-matter equation of state. We also show that the otherwise necessary relativistic corrections to the Newtonian model of Kluźniak and Rappaport, related to the existence of the marginally-stable circular orbit, can be neglected in the case of PSR J1903+0327.

**Key words.** dense matter – equation of state – stars: neutron – pulsars: general – accretion disks

## 1. Introduction

Discovery of PSR J1903+0327, first millisecond radio pulsar in a binary system with a  $1.03 M_{\odot}$  main-sequence (MS) companion in an eccentric ( $e = 0.44$ ) 95-day orbit presents a challenge to current theory of formation of millisecond pulsars (Champion et al., 2008). On one hand, its timing parameters - spin frequency  $f = 465$  Hz and spin period derivative  $\dot{P} = 1.88 \times 10^{-20} \text{ s s}^{-1}$  - are nothing unusual for millisecond pulsars. On the other hand however, high eccentricity of the orbit and the MS companion, as well as the location in the vicinity of the Galactic plane make it unique. Pulsar-clock stability and high eccentricity of the orbit enabled the pulsar mass measurement (by means of the Shapiro delay) with a formidable precision. Analysis of the timing data obtained from 2006 December through 2010 January using the 305-m Arecibo radio telescope and the 105-m Green Bank Telescope, yields the pulsar mass

$1.67 \pm 0.021 M_{\odot}$  (at the 99.7% confidence limit) together with a strong evidence that effects other than space-time curvature e.g., stellar winds or tidal forces acting on MS companion are negligible (Freire et al., 2011).

According to the current theory of neutron-star (NS) evolution, millisecond radio pulsars ( $P < 10$  ms) originate from "radio-dead" pulsars via the accretion-caused spin-up in low-mass X-ray binaries (LMXB, see Alpar et al. 1982; Radhakrishnan & Srinivasan 1982). This, so-called "recycling", process is believed to facilitate the spin-up from the initial  $\sim 0.1$  Hz frequency to  $\sim 500$  Hz in  $\sim 10^9$  yrs and is associated with accretion of  $\sim 0.1 M_{\odot}$ . It was corroborated by the detection of millisecond X-ray pulsations in LMXBs, interpreted as the manifestation of rotating and accreting NSs (Wijnands & van der Klis, 1998). Such millisecond X-ray pulsars are thought to become radio millisecond pulsars after the accretion process expires. Radio millisecond pulsars are extremely stable rotators, with  $\dot{P} \sim 10^{-20} - 10^{-19} \text{ ss}^{-1}$ . Implied surface magnetic fields (esti-

mated from the timing properties) are three - four orders of magnitude weaker than these in normal radio pulsars, for which  $B \simeq 10^{12}$  G. This is explained either by the "burying" of the original magnetic field under a layer of accreted  $\sim 0.1 M_{\odot}$  material (Bisnovatyi-Kogan & Komberg, 1974; Taam & van den Heuvel, 1986; Cumming et al., 2001) or/and by the Ohmic dissipation of electric currents in the accretion-heated crust (Romani, 1990; Geppert & Urpin, 1994). The "recycling" in LMXBs is a particularly efficient mechanism in dense stellar systems like globular clusters and is in accordance with a very special statistics of radio millisecond pulsars (Lorimer, 2008). Indeed, out of a total of 213 millisecond pulsars, some 100 (i.e., nearly half) are in binaries, while of all 1850 radio pulsars, only 141 (i.e., 8%) are in binaries. Moreover, out of all radio millisecond pulsars, more than half (130) are found in 26 Galactic globular clusters! Finally, as much as 40% of 130 globular-cluster radio millisecond pulsars are in binaries.

Efficient spin-up to the kHz frequencies is possible because the low-mass companion stays for  $\sim 10^8 - 10^9$  yrs in the post-MS phase, overflowing its Roche lobe and feeding the accretion disk around a NS. Consequently, tidal friction within the extended companion has ample time to circularize the orbit. Only an additional dynamic perturbation, involving a third star, not so rare within a globular cluster, can make the orbit highly eccentric or even tear the system apart. This may be the origin of eccentric binaries as well as some isolated millisecond pulsars, both in globular clusters and in the Galactic disk.

However, PSR J1903+0327 does not fit the above picture, as neither its orbit is circular, nor its companion a post-MS star. It is thus a first specimen of a new group; constructing a viable scenario of its formation turns out to be a difficult challenge. Main scenarios that were proposed since the discovery of the PSR J1903+0327 binary will be briefly critically reviewed in Sect. 2. All but one are ruled out, and the surviving *triple system* scenario is not free of its own problems either (Freire et al., 2011; Portegies Zwart et al., 2011). On thing is clear: PSR J1903+0327 wasn't "recycled" by its current MS companion. In the following we will focus on the LMXB stage of the pulsar evolution that certainly preceded the formation of the presently observed binary. We consider the millisecond-pulsar formation model in order to (hopefully) deduce the parameters of the pre-accretion progenitor NS and to put constraints on the poorly known equation of state (EOS) of dense matter.

A brief introduction to accretion spin-up scenario and the dissipation of pulsar magnetic field due to accretion is presented in Sect. 3 and 4. In Sect. 5 we describe the main elements of the Kluźniak & Rappaport (2007) magnetic-torque model (hereafter referred to as KR) acting on a NS accreting from a thin accretion disk. We report on extending Newtonian KR model to include the effects of the space-time curvature, especially to take into account the existence of the marginally-stable circular orbit predicted by General Relativity. In our "recycling" simulations we use three EOS of dense matter consistent with the existence of a  $2.0 M_{\odot}$  NS (Demorest et al., 2010) - they are briefly described in Sect. 6, whereas results of the simulations are presented in Sect. 7. As a final result, we obtain constraints on the average accretion rate during spin-up stage, initial magnetic field, and the mass of the progenitor NS. In Sect. 8 we summarize our main results. An Appendix contains a terse overview of an influence of the space-time curvature effects,

absent in the original KR model, on the spin-up tracks of PSR J1903+0327.

## 2. Proposed scenarios of formation of the PSR J1903+0327 binary

Three formation scenarios, denoted below as *I-III*, were proposed already in the discovery paper (Champion et al., 2008), then scenario *I* was further elaborated by Liu & Li (2009). These three scenarios were ruled out by new observational data combined with theoretical modeling and a *IVth* scenario was advanced by Freire et al. (2011) and Portegies Zwart et al. (2011). These scenarios, together with their critique, are briefly discussed below:

### I. Rapid rotation at birth

The pulsar was born spinning rapidly in a core-collapse supernova, in a binary system in the Galactic disk, with a MS companion, the supernova kick making the orbit strongly eccentric (Liu & Li, 2009). Spin frequency of 465 Hz is reached due to accretion from the fallback disk, which requires less than  $10^3 - 10^4$  yrs before the accretion (or rather *hyperaccretion* - the mean rate is  $\sim 10^{-4} M_{\odot} \text{ yr}^{-1}$ ) stops and the pulsar becomes an active radio emitter. This scenario was already considered unlikely by Champion et al. (2008), because of a very low surface magnetic field ( $B \sim 10^8$  G), implied by the measured value of  $\dot{P}$ . Liu & Li (2009) explain the low magnetic field value by its dissipation associated with accretion. However, they use a model of a magnetic field dissipation developed originally for slow accretion in an LMXB, which is not valid for hyperaccreting newly born NS. Additional arguments, in particular - observational ones, against this scenario can be found in Freire et al. (2011) and Portegies Zwart et al. (2011). It is therefore not acceptable.

### II. Hierarchical triple system

The pulsar has been recycled in a LMXB and currently is a member of a hierarchical triple system containing a white dwarf (inner binary with the pulsar) and a MS star (outer binary). High eccentricity of the pulsar orbit is generated by the Kozai resonance (Kozai, 1962) between the inner and outer binaries. The scenario is ruled out by the precise measurement of the optical spectra of the MS companion of the pulsar, allowing for the calculation of the companion radial velocity, that turned out to be consistent with predictions based on the orbital parameters determined from the pulsar timing. The optical data lead to an independent estimate of the mass ratio in the binary (Freire et al., 2011). Finally, there is no time dependence of the eccentricity  $e$  in the TEMPO2 timing analysis, while  $e$  growth is expected due to the Kozai resonance in the triple hierarchical system (Gopakumar, Bagchi & Ray, 2009). The scenario should be therefore ruled out as inconsistent with observations (see also Freire et al. 2011; Portegies Zwart et al. 2011).

### III. Pulsar spun up in a LMXB and then ejected to the Galactic disk together with a newly captured MS companion

The pulsar was spun up in an LMXB in a globular cluster, then it exchanged the evolved companion in a process of in-

teraction with a MS star in the cluster core, its binary orbit becoming very eccentric. The kick-off in the three-body interaction was sufficient to eject the final NS-MS binary out of the globular cluster and into the Galactic disk. However, measurements of the proper 3-D velocity of the binary allowed to track its position back in time (Freire et al., 2011). The binary was found to be always within 270 pc from the galactic disk and farther than 3 kpc from the Galactic center. Therefore, an exchange interaction (evolved companion in a LMXB exchanged for a MS star), probable in a dense stellar environment like a globular cluster or the Galactic center, is so unlikely that it leads to rejection of the scenario (Freire et al., 2011).

#### IV. Pulsar in a triple (tertiary) system with two MS stars of different masses, the pulsar being spun-up by accretion from the evolved, more massive companion that was afterwards expelled from the tertiary to make it a binary

This scenario was recently proposed by Freire et al. (2011); Portegies Zwart et al. (2011). A starting point is a tertiary composed of a massive star and two MS stars of different masses. The massive star collapses, giving birth to a pulsar, the tertiary being still bound. The initially more massive MS star (MS1) evolves forming a LMXB with the pulsar and spinning it up by accretion. After a substantial mass loss, MS1 is removed from the system due to the ablation/accretion induced by the interaction with the millisecond pulsar or ejected from the system due to the 3-body interactions (Freire et al., 2011). This leaves a system as the observed one, with  $1.03 M_{\odot}$  companion still at the MS stage, in an eccentric orbit. The ablation/accretion removal of the companion has been already proposed as a mechanism producing *isolated recycled pulsars* in the Galactic disk. The ablation by the NS radiation is actually acting in the PSR B1957+20 binary (Black Widow), with the companion mass reduced to  $0.025 M_{\odot}$  (Fruchter et al., 1988; Kluźniak et al., 1988). However, details of the ablation process are rather uncertain and the timescale needed to completely vaporize the companion can be longer than the Hubble time (Levinson & Eichler, 1991). Alternatively, expulsion of the lower-mass companion due to the chaotic character of 3-body interaction in the triple system is proposed. Let us notice though, that references quoted in Freire et al. (2011) do not seem to be useful for the particular case of PSR J1903+0327: Hut (1984) assumes equal masses of the three bodies; Phillips (1993) studies reflection of the pulsar radio beam from the swarm of asteroids orbiting the pulsar and derives an upper bound of  $\sim 10^{-4} M_{\odot}$  on the mass of the asteroid-like material orbiting the Vela pulsar within 1 AU. In our opinion, scenario as presented by (Freire et al., 2011) is not yet properly supported by reliable quantitative estimates. In a very recent paper of Portegies Zwart et al. (2011), both the evolution and the dynamics of the NS+MS1+MS2 system are studied in detail. Several competing channels of evolution of the tertiary are compared using advanced numerical simulations. Available parameter space leading to the observed PSR J1903+0327+MS2 binary is estimated and the birth-rate of such binaries in the Galactic disk is found to be acceptable. Portegies Zwart et al. (2011) note a need to (observationally) find a missing link in the scenario: wide LMXB orbited by a tertiary low-mass MS star. It is clear that the discov-

ery of such a system would strongly fortify the triple-star scenario.

Four scenarios, reviewed critically above, were proposed up to now. Only one of them is not immediately ruled out by the observational facts, but even this one lacks a solid quantitative basis. On the other hand, it is clear that PSR J1903+0327 has been "recycled" in order to get its present spin period, low surface magnetic field and the mass much higher than the average  $1.4 M_{\odot}$ . From now on, we will focus exclusively on the spin-up phase of the pulsar evolution, in order to deduce its pre-accretion parameters.

### 3. Spin-up by accretion in LMXBs

Consider a binary consisting of a young radio pulsar (of a "canonical" surface magnetic field  $B_i \simeq 10^{12}$  G, and spin period of a fraction of a second) and a low-mass MS companion. In a few million years, it spins down by magnetic dipole braking down to the period of a few seconds, without suffering any significant magnetic field decay. Consequently, it crosses the radio pulsar death line and disappears as a pulsar. On a much longer timescale of a billion years, the low-mass companion enters the red giant phase and fills its Roche lobe. This entails the mass transfer onto the NS via an accretion disk. The binary system becomes a LMXB, remaining in this stage for  $10^8 - 10^9$  yrs. Accretion of the plasma onto a NS increases its mass while accelerating its rotation, as well as induces the decay (dissipation) of its surface magnetic field.

The *accretion rate* is expressed in terms of the baryon mass  $M_b$ , as it is the parameter that can be uniquely determined for the binary system;  $M_b$  is related to the star's total baryon number  $N_b$  by  $M_b = N_b m_0$ , where  $m_0$  is mass per nucleon of the  $^{56}\text{Fe}$  atom. The increase of  $M_b$  is straightforward and proportional to the accretion rate - at time  $t$  (measured by a distant observer) it will be denoted as  $\dot{M}_b(t)$ . Assuming that accretion starts at  $t_i$ , the integrated (total) baryon mass increase is

$$\Delta M_b(t) = \int_{t_i}^t \dot{M}_b(t') dt'. \quad (1)$$

The detailed history of accretion being unknown, we will treat  $\dot{M}_b$  as a constant, so that  $\Delta M_b(t) \approx \dot{M}_b(t - t_i)$ . While  $M_b$  is a very important global stellar parameter, the quantity that is actually measured is the *gravitational mass*  $M$ . We define its increase as

$$\Delta M(t) = \int_{t_i}^t \dot{M}(t') dt'. \quad (2)$$

$\Delta M$  depends on  $\Delta M_b$  according to the relation between  $dM$ ,  $dM_b$  and the total angular momentum  $J$  (see e.g., Friedman et al. 1988):

$$dM = \Omega dJ + u^t dM_b, \quad (3)$$

where  $u^t$ , the time component of fluid 4-velocity as seen by a distant observer, has the meaning of chemical potential (divided by  $m_0 c^2$ ). For  $\Delta M(t)$  one obtains

$$\Delta M(t) = \int_{t_i}^t \dot{M}_b(u^t + l_{\text{tot}}\Omega) dt', \quad (4)$$

using the total angular momentum  $J$  evolution equation

$$\frac{dJ}{dM_b} = l_{\text{tot}}(M_b, f, B), \quad (5)$$

where  $l_{\text{tot}}$  includes the angular momentum transferred to the star by the in-falling matter and the influence of the magnetic torque (for details see Sect. 5). The values of the gravitational mass  $M$  and spin frequency  $f = 1/P$  for a given  $M_b$  and  $J$  are calculated for stationary rigidly rotating 2D NS models (Bonazzola et al., 1993), with the `rotstar` code implementation from the numerical relativity library LORENE<sup>1</sup>.

#### 4. Decay of neutron-star magnetic field in LMXBs

Millisecond pulsars have low surface polar magnetic field  $B_p \sim 10^8 - 10^9$  G (see e.g., Lorimer 2008), but the observations do not give any evidence of the  $B_p$  decay during the radio-pulsar phase. However, a substantial  $B_p$  decay (by some four orders of magnitude) is thought to occur during the accretion “recycling” in a LMXB, which leads to the formation of a millisecond pulsar (Taam & van den Heuvel 1986, for a review see Colpi et al. 2001). We relate  $B_p$  to measured values of  $P$  and  $\dot{P}$  by a standard formula,  $B_p = (P/s)^{1/2} (\dot{P}/10^{-14}\text{s/s})^{1/2}$  (Manchester & Taylor, 1977). It assumes the stellar moment of inertia  $I = 10^{45} \text{ g} \cdot \text{cm}^2$  and radius  $R = 10$  km, and enables one to replace the measured value of  $\dot{P}$  by  $B_p$ .

##### 4.1. Decay of magnetic field - theory

Theoretical modeling of accretion-induced decay of  $B_p$  turns out to be a challenging task. Original idea that  $B_p$  decays in close binaries because it is ‘buried’ (‘screened’) by the accreted matter is due to Bisnovatyi-Kogan & Komberg (1974). Romani (1990) suggested that combination of crustal heating due to accretion, accelerating Ohmic dissipation, and advection of magnetic field lines from the poles towards the equator could explain the  $B_p$  decay. Some other authors focused on the realistic modeling of acceleration of the Ohmic dissipation of the crustal  $B$  due to the heating induced by accretion (Geppert & Urpin 1994; Urpin & Geppert 1995). Decay of  $B_p$  due to the diamagnetic screening by the accreted layer was studied in (Zhang et al. 1994; Zhang 1998). Dependence of the screening of crustal magnetic field on the accretion rate was studied in more detail later by Cumming et al. (2001). These authors considered in detail the interplay between the advection of magnetic field and its Ohmic diffusion, and used realistic microscopic models of the outer ‘ocean’ (molten crust) and the crust. In the last decade, magnetohydrodynamical simulation of accretion-burial of  $B_p$  were performed by several authors (e.g. Payne & Melatos 2004, 2007, see also recent work of Wette et al. 2010 and references therein). This very brief and incomplete (especially as far as the references are concerned) review illustrates the theoretical effort to explain the decay of  $B_p$  during the accretion-driven recycling of the millisecond pulsars. Unfortunately, no reliable and robust scenario based on

realistic microphysics combined with complete magnetohydrodynamical treatment, and consistent with astronomical observations, is available today. Therefore, in what follows we will limit our description of the  $B_p$  decay to simple phenomenological models, based to some extent on observations of three populations: old radio pulsars, accreting binary neutron stars, and millisecond pulsars. Our basic assumption (widely accepted) is that these populations are linked by the recycling process, driven by accretion onto a magnetized neutron star in a close binary.

##### 4.2. Decay of magnetic field - phenomenology (with some observational basis)

Taam & van den Heuvel (1986) analyzed a set of LMXBs of different age and therefore with different amounts of accreted mass. They suggested a possible inverse correlation between  $B_p$  and the (estimated) total amount of accreted material. Their conclusion was confirmed in a later study by van den Heuvel & Bitzaraki (1995). Shibasaki et al. (1989) presented more detailed arguments based on a subset of LMXBs that allowed for quantifying this inverse correlation as

$$B_p = B_p(\Delta M_b) = B_i / (1 + \Delta M_b / m_B), \quad (6)$$

where  $B_i$  is initial (pre-accretion) magnetic field,  $B_p(\Delta M_b)$  is the magnetic field after accreting of  $\Delta M_b = \dot{M}_b t$  by the neutron star, and  $m_B$  is a constant setting the scale of dissipation of  $B_p$  with increasing  $\Delta M_b$ . It should be stressed that Shibasaki et al. (1989) do not advocate any physical model leading to Eq. (6). They note astrophysically interesting bounds on  $m_B$ , resulting from the application of Eq. (6) to some LMXBs, X-ray pulsars and millisecond pulsars. Namely, for  $m_B \gtrsim 10^{-3} M_\odot$ , the evolution at an X-ray pulsar stage proceeds along the equilibrium spin-up line, with accretion (advection) torque balanced by the magnetic torque (Ghosh & Lamb 1979, Fig. 1 of Shibasaki et al. 1989) - rapid millisecond rotation cannot be obtained in this way. If, however,  $m_B \lesssim 10^{-4} M_\odot$ , then the evolutionary tracks in the  $\log B_p - \log P$  plane are consistent with measured pairs of  $B_p, P$  for binary and isolated millisecond radio pulsars. Finally, taking  $m_B \sim 10^{-4} M_\odot$  allows for a reasonable representation of the inverse correlation between  $B_p$  and  $\Delta M_b$  noted by Taam & van den Heuvel (1986).

One has to be aware that Eq. (6) is based on a limited and uncertain set of data referring to LMXBs. It is clear that Eq. (6) is too simplistic to describe magnetic field decay for *all kinds* of accreting neutron stars. It is natural to expect that the decay of  $B_p$  depends not only on  $\Delta M_b$ , but also on  $\dot{M}$  which is decisive for the heating of the neutron-star interior (Wijers, 1997; Urpin & Geppert, 1996; Urpin et al., 1998; Cumming et al., 2001). Specifically, Wijers (1997) has shown that the decay law  $B_p \propto 1/\Delta M_b$  is inconsistent with a broader set of available data on accreting neutron stars in both X-ray binaries and recycled millisecond pulsars.

In spite of the limitations and uncertainties discussed above, we will adopt the Eq. (6) as our baseline description of the  $B_p$  decay in LMXBs and compare it with other proposed phenomenological formulae for the accretion-induced  $B_p$  decay in order to assess the model-independent features of our basic results.

<sup>1</sup> <http://www.lorene.obspm.fr>

For example, Wijers (1997) discussed the square dependence on  $\Delta M_b/m_B$  in denominator of Eq. (6) as well:

$$B_p = B_p(\Delta M_b) = B_i/(1 + \Delta M_b/m_B)^2. \quad (7)$$

In this case, one has to use a lower value of  $m_B \simeq 10^{-3} \div 10^{-2} M_\odot$ , which allows to form a millisecond pulsar before the field decays to very low values.

An exponential decay of  $B_p$  was employed by Kiel et al. (2008) and Ośłowski et al. (2011):

$$B_p = (B_i - B_{\min}) \exp(-\Delta M_b/m_B) + B_{\min}, \quad (8)$$

where  $B_{\min} = 10^8$  G is the *assumed* minimal residual magnetic field, to reproduce the observed  $P - \dot{P}$  distribution by means of the population synthesis studies (Ośłowski et al., 2011). We discuss briefly how the final results depend on the assumed magnetic field decay model in Sect. 7.3.

## 5. Spin-up by disk accretion onto a magnetized neutron star

We assume that the evolution of an accreting NS can be represented as a sequence of stationary rotating configurations of increasing baryon mass. We then use the KR formalism to determine the circular orbit  $r_0$ , from where the accretion *effectively* takes place - the radial inner boundary of the Keplerian accretion disk in which the viscous torque is non-vanishing. Following KR we define the corotation radius  $r_c \equiv (GM/\omega_s^2)^{1/3}$  (i.e., the radial distance at which the Keplerian orbital angular frequency  $\Omega_K$  is equal to the rotation frequency of a central star,  $\omega_s = 2\pi f$ ), the magnetospheric radius  $r_m \equiv (GM)^{-1/7} \dot{M}^{-2/7} \mu^{4/7}$  (where  $\mu = B_p R^3$  approximates the stellar magnetic dipole moment), the magnetic-to-corotating radius ratio  $\xi \equiv r_m/r_c$ , and the so-called "fastness" parameter  $\omega \equiv \omega_s/\Omega_K(r_0) = (r_0/r_c)^{3/2}$ . In addition, we include relativistic effects - inevitable in the space-time generated by a rotating NS - especially the existence of the marginally stable orbit  $r_{ms}$  and denote the Schwarzschild gravitational radius as  $r_s \equiv 2GM/c^2$ , and the corotation radius in  $r_s$  units,  $\beta \equiv r_c/r_s$ .

We then solve the equation corresponding to vanishing of the viscous torque to determine the inner boundary of a disk:

$$\frac{dl}{dr} = -\frac{\mu}{Mr^4}(1 - \omega), \quad (9)$$

where  $l$  is the specific angular momentum of a particle calculated in a relativistic way. The radius of the marginally stable orbit corresponds then to the solution of

$$\frac{dl}{dr} = 0. \quad (10)$$

In order to avoid arduous calculations of the NS space-time needed to obtain the specific angular momentum  $l$  at a given disk radius  $r_0$  in every time-step of the evolution, we exploit the result of Bejger et al. (2010), who provide an approximation for the value of  $l(r_0)$ , defined as

$$l_0(r_0) = r_0 \frac{v_0}{\sqrt{1 - v_0^2/c^2}}, \quad (11)$$

with an approximate value of the particle orbital velocity  $v_0$ :

$$v_0 = \frac{r_0}{\sqrt{1 - 2GM/(r_0 c^2)}} \left( \sqrt{\frac{GM}{r_0^3}} - \frac{2GJ}{r_0^3 c^2} \right). \quad (12)$$

Such an approximate value of  $l(r_0)$  deviates by less than one per cent from the true value for spin frequencies and masses similar to PSR J1903+0327 measurements (for details see Bejger et al. 2010). As we aim to produce a robust model applicable in simulations of the "recycling" of extremely rapidly-rotating and massive millisecond pulsars, in a general case one has to - for each time-step labeled by the stellar mass  $M$ , the angular frequency of the rotating star  $\omega_s$  and the magnetic field  $B_p$  - determine the value of  $r_0$  by solving

$$\frac{1}{2} f_{ms}(r_0) = \left( \frac{r_m}{r_0} \right)^{7/2} \left( \sqrt{\frac{r_c^3}{r_0^3}} - 1 \right) = \frac{\xi^{7/2}}{\omega^{10/3}} (1 - \omega), \quad (13)$$

which is analogous to Eq. (17) of KR, improved however by including the effect of General Relativistic marginally-stable circular orbit  $r_{ms}$ , with an aid of function  $f_{ms}$  defined below (for KR  $f_{ms} \equiv 1$ ; the validity of employing a refined approach in the particular case of PSR J1903+0327 is studied in the Appendix). Value of  $r_{ms}$  is stated by

$$f_{ms} = \frac{1 - \alpha/\bar{r}^{3/2}}{(1 - v^2/c^2)^{3/2} \sqrt{1 - 1/\bar{r}}} \left( \frac{\bar{r} - 2}{\bar{r} - 1} - 2 \frac{v^2}{c^2} + \frac{3\alpha}{\bar{r}^{3/2} - \alpha} \right), \quad (14)$$

where  $\alpha = Jc/(\sqrt{2}GM^2)$  and  $\bar{r} = r_0/r_s = \beta\omega^{2/3}$ , by demanding that  $f_{ms}(r_{ms}) = 0$ . To calculate the increase of the total stellar angular momentum  $J$ , we take into account the transfer of specific angular momentum  $l_0 \equiv l(r_0)$  and the KR prescription for the magnetic torque:

$$\frac{dJ}{dM_b} = l_{\text{tot}} = l(r_0) - \frac{\mu^2}{9r_0^3 \dot{M}_b} \left( 3 - 2\sqrt{\frac{r_c^3}{r_0^3}} \right). \quad (15)$$

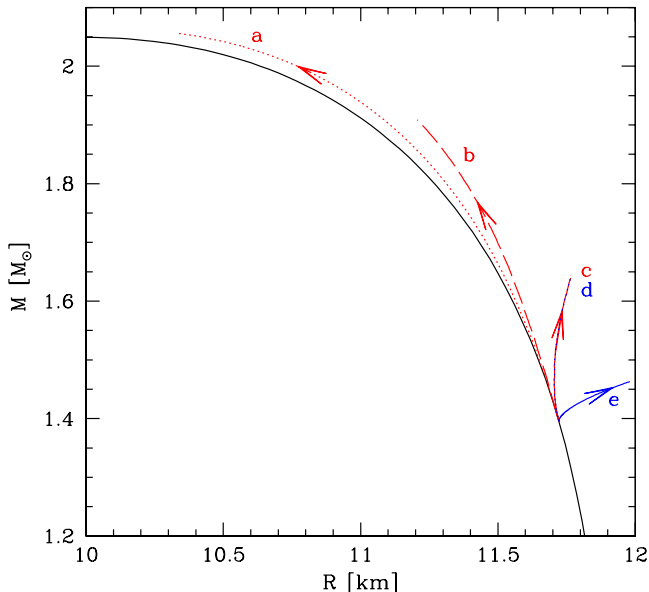
## 6. Equations of state

The EOS of dense cores of NSs is, up to date, still poorly known. This is due to, on one hand, a lack of knowledge of strong interactions in dense matter, and on the other hand, deficiencies of available many-body theories of dense matter. This uncertainty was up to now reflected in a rather broad scatter of theoretically derived and EOS dependent maximum allowable mass for NSs,  $M_{\max}(\text{EOS})$  (see, e.g. Haensel et al. 2007). Fortunately, recent measurement of the mass of PSR J1614-2230,  $1.97 \pm 0.04 M_\odot$  (Demorest et al., 2010), introduces a rather strong constraint,  $M_{\max} \geq 2.0 M_\odot$ . This means the true EOS is rather stiff. To illustrate a still-existing uncertainty in the stiffness, we considered three different models of the EOS. In all cases the simplest composition of matter is assumed - neutrons, protons, electrons, and muons in  $\beta$ -equilibrium (*npeμ*):

**DH** of Douchin & Haensel (2001). Non-relativistic model.

Energy density functional is based on the SLy4 effective nuclear interaction. The model describes in a unified way both the dense liquid core of NS and its crust. Yields  $M_{\max} = 2.05 M_\odot$  and circumferential radius at maximum mass  $R_{M_{\max}} = 10.0$  km.

**APR** = A18 +  $\delta v$  + UIX\* from Akmal et al. (1998). Non-relativistic model with some relativistic corrections. Two-nucleon Argonne potential A18 with relativistic boost corrections  $\delta v$  and adjusted three-nucleon Urbana UIX\* potential. Variational solution of the many-body problem. Yields  $M_{\max} = 2.21 M_\odot$  and circumferential radius at maximum mass  $R_{M_{\max}} = 10.0$  km.



**Fig. 1.** Mass-radius relation for accreting stars with different initial magnetic field  $B_i$  and accretion rate  $\dot{M}$ . Solid black curve denotes static configurations. Evolutionary tracks (arrows mark the direction of evolution) correspond to the following initial parameters ( $B_i$  [G],  $\dot{M}$  [ $M_\odot/\text{yr}$ ]) - **a**: ( $10^{12}$ ,  $3 \times 10^{-11}$ ), **b**: ( $10^{12}$ ,  $10^{-10}$ ), **c**: ( $10^{12}$ ,  $10^{-9}$ ), **d**: ( $10^{11}$ ,  $10^{-11}$ ), **e**: ( $10^{11}$ ,  $10^{-9}$ ). Tracks **c** and **d** coincide, as explained in Sect. 7.1 (color online).

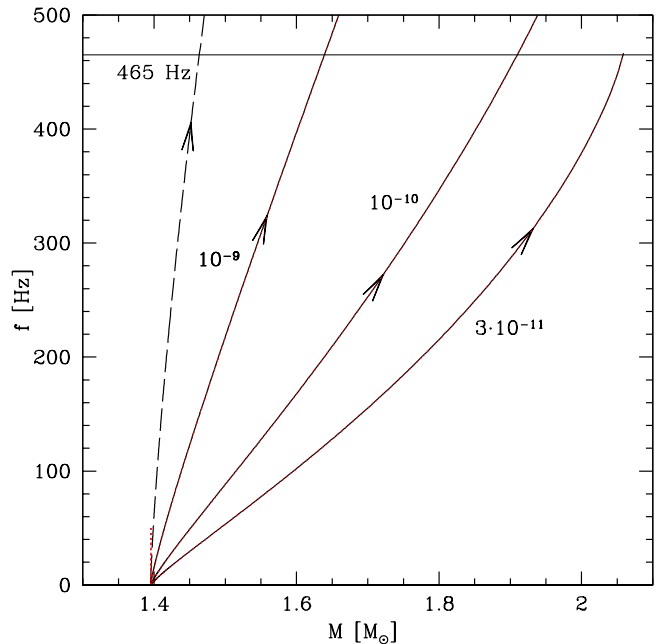
**BM** = *TM16S0* (with some minor changes) from Bednarek & Mańka (2009). Relativistic model and therefore subluminal ( $v_s \leq c$ ) by construction. Lorenz covariant effective nonlinear Lagrangian including up to quartic terms in meson fields, based on chiral-symmetry breaking expansions. EOS calculated in the mean field approximation. Yields  $M_{\text{max}} = 2.11 M_\odot$  and circumferential radius at maximum mass  $R_{M_{\text{max}}} = 11.95$  km.

## 7. Results

In order to illustrate laws and relations governing the „recycling” process, let us start with constraining the final spin frequency,  $f = 465$  Hz. We then calculate sets of the evolutionary tracks labeled with NS initial parameters -  $M_i$ ,  $P_i$  and  $B_i$  - covering a broad range of possible values. If not stated otherwise, figures relate to results obtained using the DH EOS. In what follows, we will denote  $B_p$  by  $B$  and  $M_b$  by  $M$ .

### 7.1. Constraining the parameter space: final frequency $f = 465$ Hz

Fig. 1 presents the mass-radius relation for accreting NSs for different values of accretion rate  $\dot{M}$  and initial magnetic field  $B_i$ . The initial mass is fixed at  $1.4 M_\odot$ . Upper ends of each curve correspond to the final frequency, 465 Hz. For  $B_i = 10^{12}$  G the lowest accretion rate considered is  $3 \times 10^{-11} M_\odot/\text{yr}$  because for lower rates the configurations enter the axisymmetric-perturbation instability region al-

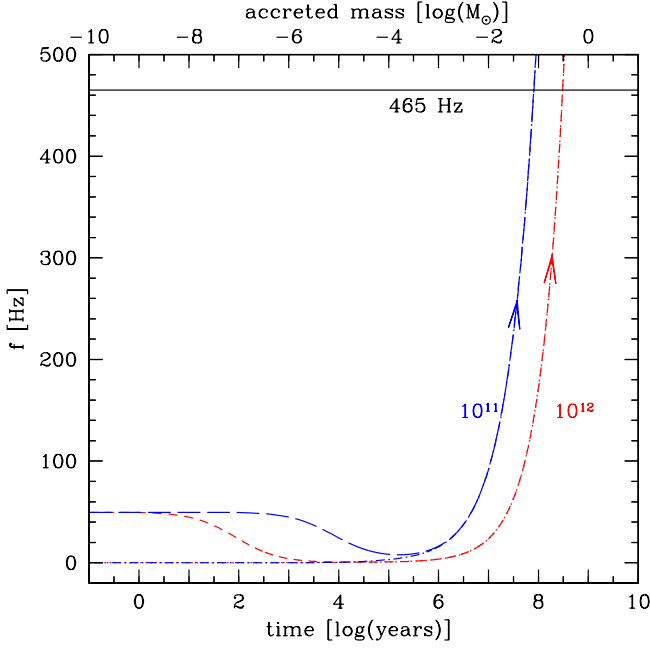


**Fig. 2.** Spin frequency evolution during accretion, for initial frequencies zero and 50 Hz, as a function of stellar mass. Three different cases of accretion rates (in  $M_\odot/\text{yr}$ ) for initial magnetic field  $B_i = 10^{12}$  G (solid line),  $10^{11}$  G (dashed line) are shown (color online).

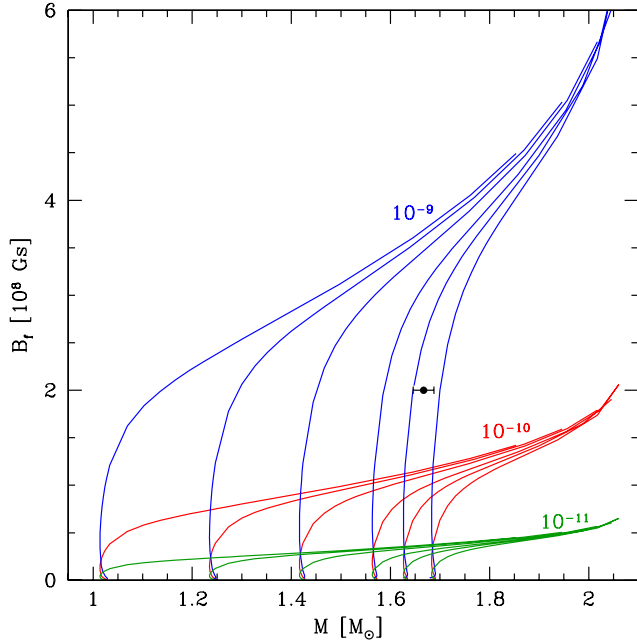
ready for frequencies lower than 465 Hz. The same configurations are shown in Fig. 2, where the rotational frequency as a function of mass is presented for different accretion rates. For some evolutionary tracks in Fig. 2, the initial frequency is set to  $f_i = 50$  Hz, the value corresponding to a typical frequency expected for newly-born pulsars (Table 7 of Faucher-Giguere & Kaspi 2006). These curves are indistinguishable from those corresponding to initially non-rotating configurations, as the braking time-scale is by many orders of magnitude shorter than the spin-up time. The difference is visible in logarithmic scale in Fig. 3, where we present the frequency evolution of an accreting star for two initial configurations: non-rotating NS and a configuration rotating initially with frequency 50 Hz. Accretion rate here is fixed,  $\dot{M} = 10^{-9} M_\odot/\text{yr}$ . For  $B_i \sim 10^{12}$  G the *spin-down* dominates for  $\sim 10^3$  yrs, afterwards the accretion *spins-up* the star. The amount of accreted material depends dramatically on the strength of the initial magnetic field; correspondingly, for  $B_i = 10^{11}$  G the spin-down timescale is two orders of magnitude larger ( $10^5$  yrs) than for  $B_i = 10^{12}$  G. This is a direct consequence of the quadratic dependence of the magnetic torque on the magnetic field  $B$ , Eq. (15). The minimum value of rotation frequency corresponds to the exact balancing of angular momentum  $l_0(r_0)$  at the accretion disk edge,  $r_0$ , by the magnetic torque. In Fig. 4 and 5 we show the magnetic field vs. mass dependence in such a case (error bar corresponds to the  $3-\sigma$  measurement of the mass,  $M = 1.667 \pm 0.021 M_\odot$ ).

We note that the problem under consideration is degenerate with respect to the constant

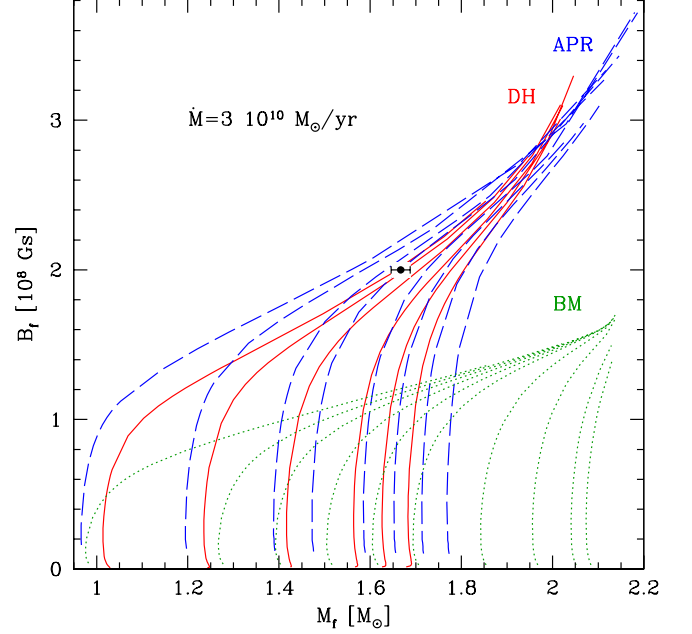
$$q \equiv B^2/\dot{M}, \quad (16)$$



**Fig. 3.** Spin frequency evolution for initial spin frequencies of zero and 50 Hz and for initial magnetic field  $B_i = 10^{12}$  G and  $10^{11}$  G as a function of the accreted mass (upper axis) or time (lower axis) calculated for constant accretion rate  $\dot{M} = 10^{-9} M_\odot/\text{yr}$ , in logarithmic scale (color online).



**Fig. 4.** Final magnetic field  $B_f$  versus gravitational mass  $M$  for configurations rotating at  $f = 465$  Hz. Colors correspond to different accretion rates. For a given accretion rate (in  $M_\odot/\text{yr}$ ) different curves are defined by a given initial configuration (i.e., central density or initial mass). Along each curve initial magnetic field increases upwards. The error bar corresponds to the uncertainty ( $3\sigma$ ) in the mass measurement (color online).



**Fig. 5.** Final magnetic field  $B_f$  vs the gravitational mass for a star rotating at  $f = 465$  Hz. Different colors correspond to different EOSs (solid red - DH, dashed blue - APR, dotted green - BM). The accretion rate is  $\dot{M} = 3 \times 10^{-10} M_\odot/\text{yr}$ . The error bar reflects the uncertainty ( $3\sigma$ ) in the mass measurement (color online).

(see Fig. 4), as a consequence of Eqs. (13) and (15) depending on the quantity  $q$ , and not  $B$  and  $\dot{M}$  separately.

In order to obtain the results for some  $\dot{M}_2$  the magnetic field  $B$  corresponding to  $\dot{M}_1$  should be multiplied by the factor  $\sqrt{\dot{M}_2/\dot{M}_1}$ . This relation allows us to determine the lower bound on the accretion rate for a given observed values of  $B$  and  $M$  or, assuming an accretion rate, to determine the maximum value of the final magnetic field e.g., if  $\dot{M} = \dot{M}_{10} = 10^{-10} M_\odot/\text{yr}$  (red curve on Fig. 4),  $B_{\text{max}} = 1.16 \times 10^8$  G for  $M = 1.67 M_\odot$ . From the observations, we have  $B_f \simeq 2 \times 10^8$  G - as the condition  $B_{\text{max}} > B_f$  should be fulfilled, we use the scaling law

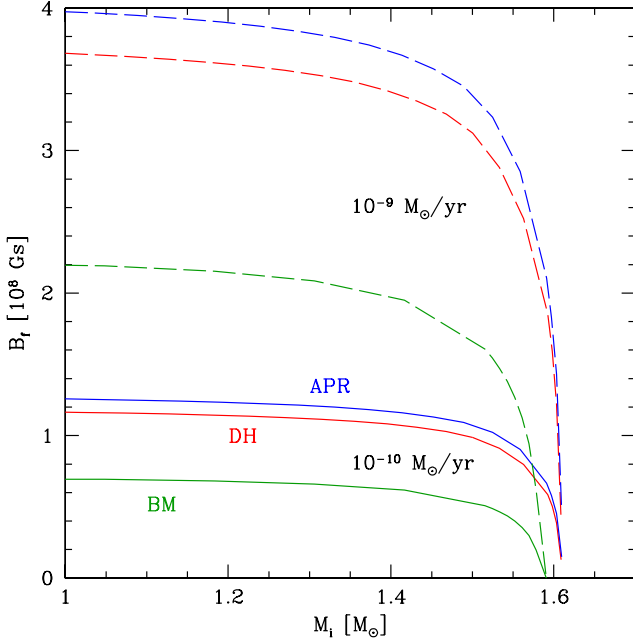
$$B_{\text{max}}(\dot{M}) = B_{\text{max}}(\dot{M}_{10}) \left( \frac{\dot{M}}{\dot{M}_{10}} \right)^{1/2}, \quad (17)$$

to obtain a lower limit for the accretion rate

$$\dot{M} > \left( \frac{B_f}{B_{\text{max}}(\dot{M}_{10})} \right)^2 \dot{M}_{10} = 3 \times 10^{-10} M_\odot/\text{yr}. \quad (18)$$

In Fig. 5 we present the relation between the magnetic field and the gravitational stellar mass for the configuration spun up to 465 Hz, for three different EOSs described in Sect. 6. The lower limit on  $\dot{M}$  assessed above is marginally consistent with the DH EOS for the measured values of  $M = 1.67 M_\odot$  and  $B = 2 \times 10^8$  G.





**Fig. 6.** Final magnetic field,  $B_f$ , versus initial gravitational mass, for a star with final parameters  $M = 1.67 M_\odot$  and the frequency  $f = 465$  Hz, for APR, DH and BM EOSs. The accretion rate is  $\dot{M} = 10^{-10} M_\odot/\text{yr}$  (solid curves) and  $\dot{M} = 10^{-9} M_\odot/\text{yr}$  (dashed curves). Scaling relation  $B_f(\dot{M}_1) = B_f(\dot{M}_2) \cdot \sqrt{\dot{M}_1/\dot{M}_2}$  is fulfilled, i.e., dashed curves match the solid ones multiplied by  $\sqrt{10}$  (color online).

### 7.2. Constraining the parameter space even further: $f = 465$ Hz and $M = 1.67 M_\odot$

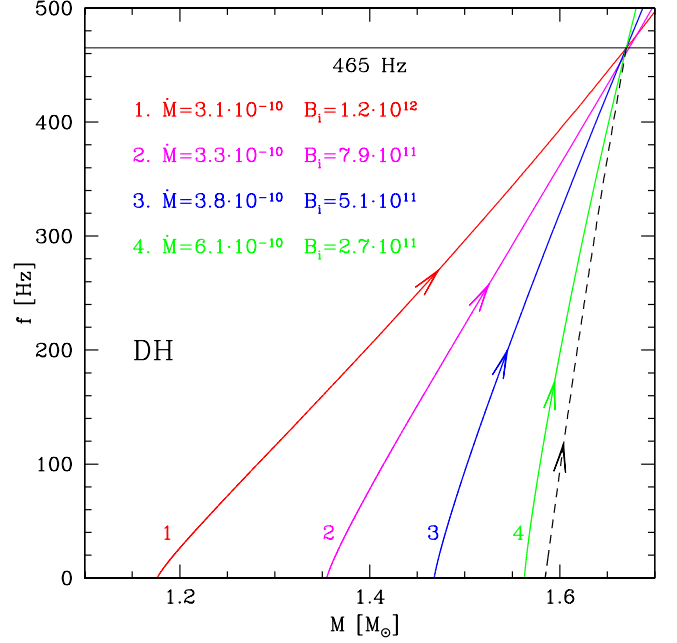
Lines presented in Fig. 6 correspond to different initial parameters (magnetic field  $B_i$  and mass  $M_i$ ) that lead to configurations of  $M = 1.67 M_\odot$  at the spin frequency  $f = 465$  Hz. We employ two fixed accretion rates  $\dot{M} = 10^{-10} M_\odot/\text{yr}$  and  $\dot{M} = 10^{-9} M_\odot/\text{yr}$ . Scaling relation  $B_f(\dot{M}_1) = B_f(\dot{M}_2) \cdot \sqrt{\dot{M}_1/\dot{M}_2}$  holds and allows us to set limits on  $\dot{M}$  for a given value of the magnetic field.

The differences between DH and APR EOSs are small in comparison to the difference with much stiffer BM EOS. The value of stellar moment of inertia is responsible for such a discrepancy:  $I(M)$  for the BM EOS is about 25% higher than the corresponding values for the DH and APR EOS (for the same  $M$ ). Consequently, in order to obtain the same final frequency one needs larger  $J$  and a larger amount of accreted mass, which leads to the smaller value of  $B_f$ .

### 7.3. From a progenitor NS to PSR J1903+0327:

$M = 1.67 M_\odot$ ,  $f = 465$  Hz and  $B = 2 \times 10^8$  G

One can obtain a stringent limit on the parameters of the progenitor NS by fixing the final value of the magnetic field. Some tracks considered in this subsection are shown in Fig. 7, labeled by the initial value of the magnetic field  $B_i$  and the accretion rate  $\dot{M}$ . Final magnetic field is fixed at  $B = 2 \times 10^8$  G. For comparison, we present the case in which



**Fig. 7.** Spin-up tracks of the accreting NSs leading to the final configuration rotating at  $f = 465$  Hz and with gravitational mass  $M = 1.67 M_\odot$  and magnetic field  $B = 2 \times 10^8$  G. Curves are labeled by the average accretion rate (in  $M_\odot/\text{yr}$  and initial value of the magnetic field (in G). For comparison the spin-up for  $B = 0$  (dashed line), via accretion from marginally stable orbit, is shown (color online).

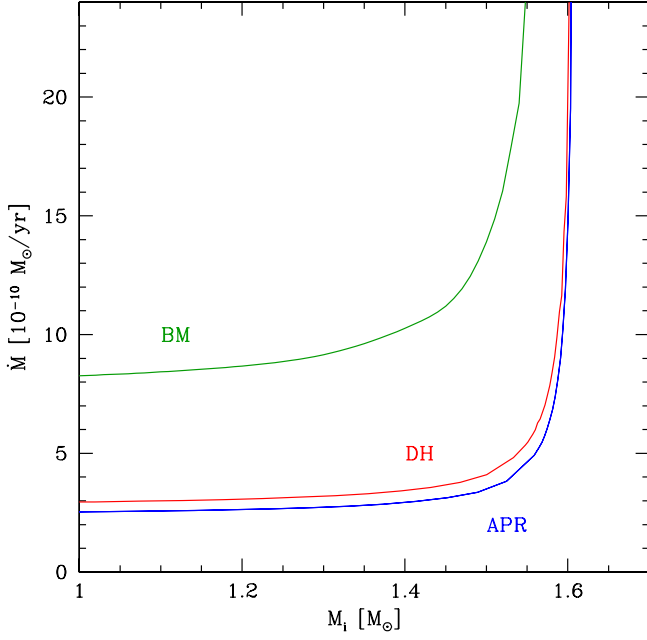
we neglect the effect of magnetic field entirely: the accretion takes place from the marginally-stable orbit calculated exactly in General Relativity (see, e.g., Zdunik et al. 2002).

The spin-up in the  $B = 0$  case is very efficient, one needs  $\simeq 0.1 M_\odot$  only to reach the observed frequency of 465 Hz. Neglecting magnetic field leads therefore to a rather high progenitor-NS mass,  $1.58 M_\odot$ , whereas reasonable values of the progenitor  $B$  and  $\dot{M}$  allow for reaching  $M_f$  starting from a moderate value of  $M_i \sim 1.3 M_\odot$ . The amount of accreted matter in the  $B = 0$  case can be larger if we allow for the reduction of the angular momentum transport efficiency (parameter  $x_l \ll 1$  in Zdunik et al. 2002), here however we assume 100% efficiency ( $x_l \equiv 1$ ), in accordance with recent numerical calculations (Beckwith et al., 2008; Shafee et al., 2008).

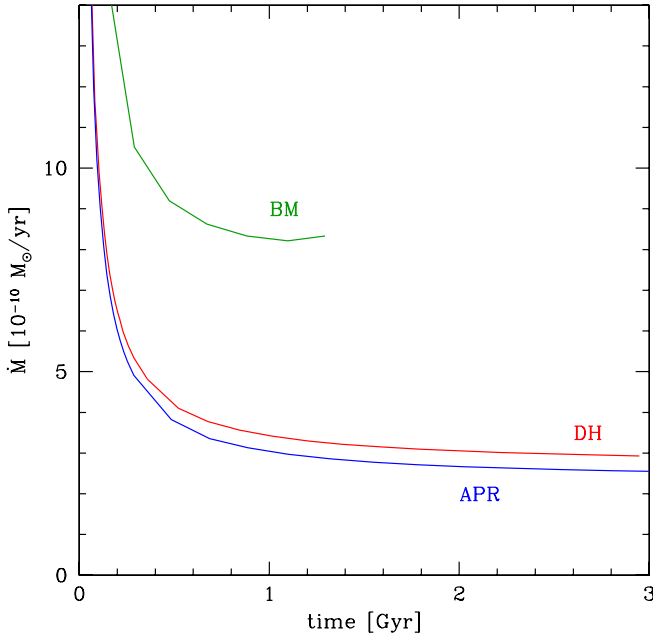
The accretion rate as a function of  $M_i$  (assuming final  $B_f = 2 \times 10^8$  G) is presented in Fig. 8. The lower limit for the accretion rate depends on the EOS and ranges from  $2.5 \times 10^{-10} M_\odot/\text{yr}$  (DH, APR) to  $8.5 \times 10^{-10} M_\odot/\text{yr}$  (BM). For a given EOS, the required  $\dot{M}$  depends weakly on the accreted mass needed to spin up the star to 465 Hz, provided  $\Delta M > 0.2 M_\odot$ . For  $\Delta M < 0.1 M_\odot$  the required accretion rate increases dramatically with decreasing  $\Delta M$ . Using  $\Delta M_b = \dot{M}_b t$  we obtain the time needed to spin up the star to its presently observed frequency. The result is presented in Fig. 9.

We have also performed calculations for other  $B(\Delta M)$  dependences (Eqs. 7 and 8 in Sect. 4). The results are qualitatively similar in the case of inverse quadratic dependence (Eq. 7); the value of  $\dot{M}$  at the “plateau” region in Figs. 8 and 9 is slightly larger,  $3.6 \times 10^{-10} M_\odot/\text{yr}$ , than





**Fig. 8.** Average accretion rate vs initial mass needed to evolve a NS by disk accretion to the frequency  $f = 465$  Hz, mass  $M = 1.67 M_{\odot}$  and magnetic field  $B = 2 \times 10^8$  G for the three EOSs under consideration (color online).



**Fig. 9.** Accretion rate versus time of accretion needed to reach observable configuration (color online).

$3 \times 10^{-10} M_{\odot}/\text{yr}$ , while the Eq. (6) is adopted. For the exponential field decay (Eq. 8) however, resulting  $\dot{M}$  is  $8 \times 10^{-10} M_{\odot}/\text{yr}$  (for the mass decay scale  $m_B = 0.05 M_{\odot}$  that, according to Osłowski et al., gives the best agreement of their population synthesis model with the observed  $P-\dot{P}$  data for galactic pulsars). This discrepancy is due to a different behavior of  $B_p(\Delta M)$  close to the final  $B_p$  value -

Eq. (8) gives there significantly larger values of  $B_p$  than Eq. (6). For an efficient spin-up, the "magnetic term" proportional to  $B_p^2/\dot{M}$  in  $t_{\text{tot}}$  should be small (Eq. 15), hence the relatively large value of  $B_p$  has to be compensated by a larger value of  $\dot{M}$  - for example, assuming  $B_i = 10^{12}$  G, Eq. (6) yields  $\Delta M = 0.5 M_{\odot}$  in  $1.7 \times 10^9$  yrs, while the exponential decay of Osłowski et al. (2011) gives  $0.46 M_{\odot}$  in  $6 \times 10^8$  yrs, that is, almost the same amount of accreted matter but somewhat faster (one should treat this kind of empirical formulae with caution however, since in the case of parameters obtained by population synthesis methods they may be uncontrollably affected by other assumptions).

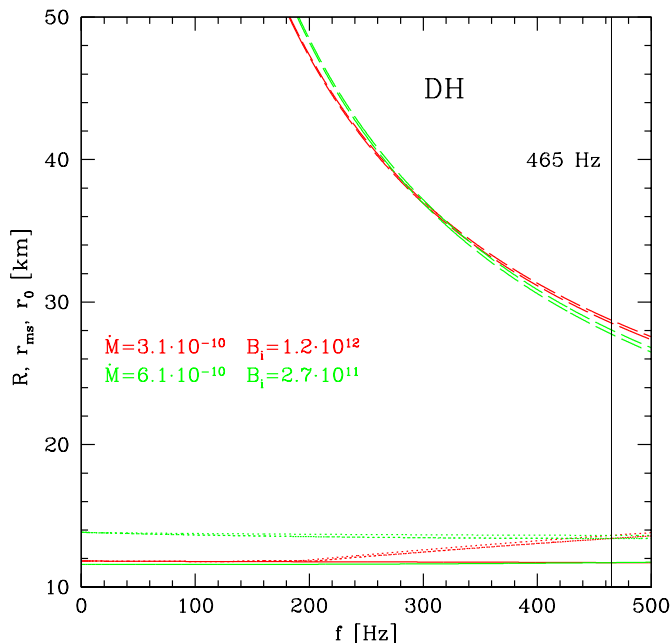
## 8. Conclusions

Our simulations allow to estimate intrinsic parameters of the progenitor NS required to reach, in the process of recycling, the measured parameters of PSR J1903+0327. To some extent, as we have shown, the progenitor NS parameters depend on the EOS of dense matter. This was studied using three EOSs consistent with the recent measurement of  $2 M_{\odot}$  NS (Demorest et al., 2010).

We find that the mean accretion rate  $\dot{M}$  during recycling should be larger than  $(2.5 \div 8.5) \times 10^{-10} M_{\odot}/\text{yr}$ , the highest lower bound obtained for the stiffest EOS.

For each EOS, the required mean accretion rate is approximately constant for a broad range of initial masses,  $1 M_{\odot} \div 1.4 M_{\odot}$ . Therefore, depending on the initial magnetic field  $B_i$  we can reproduce parameters of PSR J1903+0327, or more generally, observed millisecond pulsars, for a specific range of initial masses. In other words, present parameters of a recycled millisecond pulsar do not allow to determine its initial mass, contrary to the case of recycling by accretion with  $B = 0$ . Simulations that neglect the magnetic field (following the seminal paper of Cook et al. 1994) give a rather high value of the lower bound on the progenitor NS mass:  $M_i > 1.55 M_{\odot}$  ( $1.58 M_{\odot}$  for DH and APR EOS and  $1.55 M_{\odot}$  for the BM EOS). This is a direct consequence of the fact that the magnetic field significantly *decreases* the spin-up rate (effectively *decreasing* the efficiency of angular momentum transfer onto the star, similarly to the  $B = 0$  and  $x_l \ll 1$  case). Accounting for the magnetic field effect (magnetic torque) is therefore crucial for the understanding of observable pulsar population properties, especially in view of proposed gravitational wave emission as a main dissipative agent that prevents efficient spin-up (Arras et al., 2003; Watts et al., 2008; Watts & Krishnan, 2009). In other words, for evolutionary reasons there may not be sufficient time *and/or* a sufficient amount of matter to accrete that is needed to form a rapidly-spinning pulsar with magnetic field sufficiently strong to produce a detectable radio beam.

The framework presented here is suitable for testing the global properties of the Galactic pulsar population, as well as for studying other millisecond pulsars with precisely measured masses, e.g., massive millisecond pulsars recycled in intermediate-mass X-ray binaries, where the recycling process is much shorter than the one studied here (Tauris et al., 2011). Our analysis can also be easily extended to take into account time-varying accretion rates and more detailed multi-parameter magnetic field decay prescriptions - this paper is first of a series devoted to such studies.



**Fig. 10.** Spin-up tracks of accreting NSs leading to presently observed PSR J1903+0327 parameters on radius-spin frequency plane are presented. We show the characteristic radii relevant for the considered problem: stellar radius (solid curves), radius of a marginally stable orbit (dotted curves), and radius of the inner boundary of accretion disk (dashed curves). Colors correspond to the specific values of accretion rate and the initial value of the magnetic field (color online).

*Acknowledgements.* We are grateful to W. Kluźniak for his helpful comments referring to the Kluźniak-Rappaport model of magnetically-torqued accretion disks. We also acknowledge helpful remarks of participants of the CompStar 2011 Workshop (Catania, Italy, 9-12 May, 2011), after the talk by one of the authors (JLZ). This work was partially supported by the Polish MNiSW grant no. N N203 512 838, by the LEA Astrophysics Poland-France (Astro-PF) program, and the ESF Research Networking Programme CompStar. MB acknowledges Marie Curie Fellowship within the 7th European Community Framework Programme (ERG-2007-224793).

## Appendix: The importance of relativistic effects in the "recycling" process of PSR J1903+0327

The original framework of Kluźniak & Rappaport (2007) is restricted to the non-relativistic limit, i.e., it does not include the effects of the existence of a marginally stable orbit of radius  $r_{ms}$ . As it is mentioned by the Authors, their model should be used only for  $r_0 \gg r_{ms}$ . In order to obtain a more general model that can be applied to compact and massive configurations near the mass-shedding limit, we amend this shortcoming by introducing the Eq. (13). Below we show however that in the case of moderately fast-spinning PSR J1903+0327 this refined approach is not essential.

Fig. 10 shows three characteristic radii of the problem -  $r_0$ , stellar radius  $R$  and  $r_{ms}$ , calculated along a spin-up evolutionary track. For the final configuration ( $f = 465$  Hz,  $M = 1.67 M_\odot$ ,  $B = 2 \times 10^8$  G), where  $r_0$  reaches its minimum value,  $r_0/r_{ms} \simeq 2$ . We then compare two results: one with the GR effect mitigated by Eq. (13), and the original model of KR,  $f_{ms} = 1$  in Eq. (13). The difference in  $r_0$  values is  $\sim 200$  m, i.e., 0.7%. We therefore conclude that in the case of PSR J1903+0327 the relativistic correction accounting for  $r_{ms}$  is not necessary.

## References

- Akmal, A., Pandharipande, V. R., & Ravenhall, D. G. 1998, *Phys. Rev. C*, 58, 1804
- Alpar M.A., Cheng A.F., Ruderman M.A., Shaham J., 1982, *Nature*, 300, 728
- Arras, P., Flanagan, E. E., Morsink, S. M., Schenk, A. K., Teukolsky, S. A., & Wasserman, I. 2003, *ApJ*, 591, 1129
- Backer D.C., Kulkarni S.R., Heiles C., et al., 1982, *Nature*, 300, 61
- Beckwith, K., Hawley, J. F., & Krolik, J. H. 2008, *MNRAS*, 390, 21
- Bednarek, I., & Manka, R. 2009, *Journal of Physics G: Nuclear Physics*, 36, 095201
- Bejger, M., Zdunik, J. L., Haensel, P., 2010, *A&A*, 520, 16
- Bisnovatyi-Kogan G.S., Komberg B.V., 1974, *SvA*, 18, 217
- Bonazzola, S., Gourgoulhon, E., Salgado, M., Marc, J.A. 1993, *A&A*, 278, 421
- Champion D.J., et al., 2008, *Science*, 320, 1309
- Colpi M., Possenti A., Popov S., Pizzolato F., 2001, in "Physics of neutron star interiors", D. Blaschke, A. Sedrakian, N.K. Glendenning, eds., (Springer, LNP 578), p. 440
- Cook, G. B., Shapiro, S. L., & Teukolsky, S. A. 1994, *ApJ*, 423, L117
- Cumming A., Zweibel E., Bildsten L., 2001, *ApJ*, 557, 958
- Demorest P.B., et al., 2010, *Nature*, 467, 1081
- Douchin, F., Haensel, P., 2001, *A&A*, 380, 151
- Faucher-Giguère C., Kaspi V., 2006, *ApJ*, 643, 332
- Friedman, J.L., Ipser, J.R., Sorkin, R.D., 1988, *ApJ* 325,722
- Freire P.C., et al., 2011, *MNRAS*, 412, p. 2763
- Fruchter A.S., Stinebring D.R., Taylor, J.H., 1988, *Nature*, 333, 237
- Geppert U., Urpin V., 1994, *MNRAS*, 271, 490
- Ghosh P., Lamb F.K., 1979, *ApJ*, 234, 296
- Gopakumar A., Bagchi M., Ray A., 2009, *MNRAS*, 399, L123
- Haensel, P., Potekhin, A.Y., Yakovlev, D.G. 2007, *Neutron Stars 1. Equation of State and Structure* (New York, Springer)
- van den Heuvel E.P.J., Bitzaraki O., 1995, *A&A*, 297, L41
- Hut P., 1984, *ApJS*, 55, 301
- Kiel P. D., Hurley J. R., Bailes M., Murray J. R., 2008, *MNRAS*, 388, 393
- Kluźniak W. & Rappaport S., 2007, *ApJ*, 671, 1990
- Kluźniak, W., Ruderman, M., Shaham, J., & Tavani, M. 1988, *Nature*, 334, 225
- Konar S., Bhattacharya D., 1997, *MNRAS*, 284, 311
- Kozai, Y. 1962, *AJ*, 67, 591
- Levinson A., Eichler D., 1991, *ApJ*, 379, 359
- Liu X.-W., Li X.-D., 2009, *ApJ*, 692, 723
- Lorimer D.R., 2008, "Binary and Millisecond Pulsars", *Liv. Rev. Relativity*, 11, (2008), 8. URL (cited on 19 August 2009): <http://www.livingreviews.org/lrr-2008-8>
- Manchester, R. N., Taylor, J. H., 1977, *Pulsars* (Freeman, San Francisco)
- Osłowski, S., Bulik, T., Gondek-Rosińska, D., Belczyński, K., 2011, *MNRAS*, 413, 461
- Payne D.J.B., Melatos A., 2004, *MNRAS*, 351, 569
- Payne D.J.B., Melatos A., 2007, *MNRAS*, 376, 609
- Phillips J.A., in *Planets around Pulsars*, ed. J.A. Phillips, S.E. Thorsett, & S.R. Kulkarni, volume 36, ASP Conf. Series, 321
- Portegies Zwart, S., van den Heuvel, E.P.J., van Leeuwen, J., Nelemans, G., 2011, *arXiv:1103.2375v1 [astro-ph.SR]*
- Radhakrishnan V., Srinivasan G., 1982, *Curr. Sci.*, 51, 1096
- Romani R.W., 1990, *Nature*, 347, 741
- Shafee, R., McKinney, J. C., Narayan, R., Tchekhovskoy, A., Gammie, C. F., & McClintock, J. E. 2008, *ApJ*, 687, L25
- Shibasaki N., Muarakami T., Shaham J., Nomoto K., 1989, *Nature*, 342, 656
- Taam R.E., van den Heuvel E.P.J., 1986, *ApJ*, 305, 235
- Tauris T.M., Langer N., Kramer M., 2011, *arXiv:1103.4996v1 [astro-ph.SR]* 25 Mar 2011
- Urpin V.A., Geppert U., 1995, *MNRAS*, 275, 1117
- Urpin V.A., Geppert U., 1996, *MNRAS*, 278, 471
- Urpin V.A., Geppert U., Konenkov D., 1998, *A&A*, 331, 244
- Watts, A. L., & Krishnan, B. 2009, *Advances in Space Research*, 43, 1049
- Watts, A. L., Krishnan, B., Bildsten, L., & Schutz, B. F. 2008, *MNRAS*, 389, 839
- Wette K., Vigelius M., Melatos A., 2010, *MNRAS*, 402, 1090
- Wijnands R., van der Klis M., 1998, *Nature*, 394, 344
- Wijers R.A.M.J., 1997, *MNRAS*, 287, 607
- Zdunik, J. L., Haensel, P., Gondek, D., Gourgoulhon, E., 2000, *A&A*, 356, 612

- Zdunik, J. L., Haensel, P., Gourgoulhon, E., 2002, A&A, 381, 933  
Zhang C.-M., Wu X.-J., Yang G.-C., 1994, A&A, 283, 889  
Zhang C.-M., 1998, A&A, 330, 195