

# Conical emission from laser filaments and higher-order Kerr effect in air

P. Béjot and J. Kasparian\*

*Université de Genève, GAP-Biophotonics, 20 rue de l'Ecole de Médecine, 1211 Geneva 4,  
Switzerland*

*\*Corresponding author: jerome.kasparian@unige.ch*

We numerically investigate the conical emission (CE) from ultrashort laser filaments, both considering and disregarding the higher-order Kerr effect (HOKE). While the consideration of HOKE has almost no influence on the predicted CE from collimated beams, differences arise for tightly focused beams. This difference is attributed to the different relative contributions of the non-linear focus and of the modulational instability over the whole filament length. © 2018 Optical Society of America

*OCIS codes:* 320.2250, 190.2620, 190.3270, 190.5940, 190.7110, 320.7110

The filamentation of ultrashort laser pulses attracts much interest due to its spectacular potential applications [1] such as remote sensing [2], lightning control [3], water condensation [4], or the generation of THz radiation [5]. A prominent property of filaments is conical emission (CE) [6, 7], which denotes the spatio-spectral distribution of the supercontinuum generated in the filaments, with a well-defined relationship between the wavelength and the emission angle. It provides an angle-resolved spectrum reflecting the complex dynamics of femtosecond pulses propagating in nonlinear dispersive media [8]. CE is observed on both sides of the fundamental wavelength [9]. This spectral symmetry is understood by considering either modulational instability [10, 11] or the X-wave propagation regime [8].

Filamentation is generally described as a dynamic balance between Kerr self-focusing and defocusing by the plasma generated at the non-linear focus [1, 12–14]. The temporally asymmetric distribution of the plasma along the pulse local time is expected to generate a spectral asymmetry of CE in the region of the filament onset (or beam collapse). [7, 13–15].

However, a controversy is currently running about the possible contribution of higher-order Kerr effect (HOKE) [16] to filamentation in gases [17–20]. Since their consideration leads to expect 10 to 100 times lower plasma densities in filaments [17], and CE is both a key property of filaments and expectedly strongly connected to ionization, it is important to understand how the HOKE would impact CE.

In this Letter, we numerically investigate both the impact of beam focusing on CE and the build-up of the CE along the filament length. We find that both models reproduce CE on both sides of the fundamental wavelength for collimated beams, but that considering the HOKE is necessary to reproduce the observed CE from focused beams on the high-frequency side of the spectrum [21].

We simulated the propagation of a 5 mJ, 45 fs pulse (13 critical powers  $P_{cr}$ ) centered at 800 nm, launched collimated in air with a radius of 3.8 mm at  $1/e^2$ . The code is based on the unidirectional pulse propagation equation (UPPE) [22], in which we used the published values for the HOKE [16]. The model, described in detail in [18] in the case of argon, was completed by a detailed weak-field quantum modeling of the Raman-induced rotational effects in the air [23]. The far-field CE pattern is computed as Fourier (in the temporal domain) and Hankel (in the spatial domain) transforms of the electric field.

Both the behavior of the conical emission and the impact of the HOKE consideration strongly depend on external focusing. For a collimated beam, both models reproduce the CE from a collimated beam at the experimentally measured angles on both the visible [24] and the infrared [9] sides of the spectrum. However, predictions diverge when the focusing gets tighter. The truncated model predicts the disappearance of the CE, first on the visible side (Figure 1d), then on the infrared side (Figure 1f) of the fundamental wavelength. Conversely, the full model predicts CE on both sides of the spectrum, regardless of the numerical aperture. Focusing only offsets the CE angle by an amount comparable to the numerical aperture imposed to the beam, and broadens the angular distribution for each spectral component (Figure 1a,c,e). Let us note that CE was indeed observed in the visible side of the spectrum in beams with comparable  $f$ -numbers by Faccio et al. [15]. Such behavior is only reproduced by the full model, although experimental conditions differ slightly from those of our calculations, preventing a direct comparison.

The similarity of the conical emission patterns predicted by both models from a collimated beam (Figure 2) apparently contradicts the recent finding that considering the HOKE in models suppresses the CE from the filament onset region [20]. This paradox can be resolved by considering the build-up of CE over the propagation distance (Media 1 of Figure 2 and Figure 3). Note that, in the truncated model outcome, the intensity spikes are not numerical artifacts. They stem from refocusing of the the trailing part of the pulse during the propagation [25]. Although both models predict the same filamentation onset distance ( $z \approx 9$  m, Figure 3a), the truncated one yields a slightly earlier rise of the CE, which is more pronounced on the visible side of the spectrum (Figure 3b,c). This is especially the case at wavelengths close to the fundamental one, where the build-up of the CE appears offset by up to 1 m between the two models (See inset of Figure 3c). The offset in the CE build-up predicted by the two models at the filament onset may in principle be used to distinguish

between their validity [20]. However, this offset has the same order of magnitude than the mismatch displayed the filament onset location observed experimentally and predicted by the full model on one side, and its location predicted by the truncated model on the other side (See Figure 1a,b of [20]). We therefore expect that such test is hardly conclusive in practice.

The differences observed between the two models including and disregarding the HOKE can be understood by considering that two processes contribute to the CE, namely the modulational instability (MI) all along the filament length, and refraction of the continuum by the refractive index gradient induced by the transverse plasma density profile. The gain of the MI contribution to CE writes [11]:

$$K = \sqrt{D(2k_0 I_0 n_{2,\text{eff}} - D) + k^{(1)2} \omega^2 I_0^2 n_{2,\text{eff}}^2} \quad (1)$$

where  $D = \frac{k_\perp^2}{2k_0} - \frac{k^{(2)}\omega^2}{2}$  is the spatio-spectral dispersion operator,  $\omega$  is the frequency detuning relative to the fundamental frequency,  $k_0$  (taken at  $\omega_0$ ) and  $k_\perp$  the total and transverse wave vectors,  $k^{(1)}$  and  $k^{(2)}$  the first- and second-order dispersion term,  $I_0$  the incident intensity and  $n_{2,\text{eff}}$  the effective non-linear refractive index. For  $n_{2,\text{eff}} < 0$ , the gain cancels and the supercontinuum emission is confined on the beam axis [11]. Conversely, since the electron density accumulates over the pulse duration, its contribution intrinsically bears a strong temporal asymmetry, which converts into a spectral one, because dispersion and self-phase modulation red-shift the front of the pulse and blue-shift its trail. Furthermore, the plasma contribution can be considered as negligible in the framework of the full model, where the plasma density is insufficient to significantly influence the pulse propagation [18].

Compared to the full model, the truncated one predicts a nonlinear refractive index inversion at a higher intensity [17], resulting in a higher MI gain, hence in an earlier growth of CE at the filament onset, followed by a larger intensity. Furthermore, the high-intensity peak predicted at  $z \approx 9$  m by the truncated model (Figure 3a) will result in high plasma density at the filament onset, offering a supplementary boost to the early CE emission on the visible side of the spectrum.

Tighter focusing results in higher plasma densities, especially in the framework of the truncated model. This plasma density accumulating during the pulse results in an increasingly negative contribution to  $n_{2,\text{eff}}$ , ultimately inverting it to negative values preventing CE. Focusing tighter will yield to an earlier inversion of  $n_{2,\text{eff}}$ , extinguish CE from MI first on the visible side of the fundamental, and then on the infrared side, as displayed in Figure 1d,f.

In conclusion, we have investigated the influence of beam focusing on conical emission as well as the dynamics of its build-up along the filamentation of ultrashort laser pulses. CE is emitted from the whole filament length through MI [11]. For collimated beams, which yield long filaments, the contribution of the non-linear focus region is moderate and the consideration of the HOKE has no practical impact on the predicted CE. For tightly focused

beams, the high plasma density predicted if the HOKE are disregarded would lead to expect the extinction of CE. Our work therefore illustrates the need to consider CE emission from the whole filament length. It also suggests the behavior of CE at tight focusing as a successful experimental test of the need to consider the HOKE to adequately describe CE from laser filaments.

Acknowledgements. We acknowledge fruitful discussion with O. Kosareva and S. Tzortzakis. This work was supported by the Swiss NSF (contract 200021-125315).

## References

1. J. Kasparian and J.-P. Wolf. *Opt. Express* **16**, 466 (2008).
2. J. Kasparian, M. Rodriguez, G. Mejean, J. Yu, E. Salmon, H. Wille, R. Bourayou, S. Frey, Y. B. André, A. Mysyrowicz, R. Sauerbrey, J. P. Wolf, L. Woste. *Science* **301**, 61-64, (2003).
3. J. Kasparian, R. Ackermann, Y.-B. André, G. Méchain, G. Méjean, B. Prade, P. Rohwetter, E. Salmon, K. Stelmaszczyk, J. Yu, A. Mysyrowicz, R. Sauerbrey, L. Wöste, J.-P. Wolf, *Opt. Express* **16**, 5757 (2008)
4. P. Rohwetter, J. Kasparian, K. Stelmaszczyk, S. Henin, N. Lascoux, W. M. Nakaema, Y. Petit, M. Queißer, R. Salamé, E. Salmon, Z.Q. Hao, L. Wöste, J.-P. Wolf, *Nature Photon.* **4**, 451 (2010)
5. S. Tzortzakis, G. Méchain, G. Pantalano, Y. B. André, B. Prade, M. Franco, A. Mysyrowicz, J. M. Munier, M. Gheudin, G. Beaudin, P. Encrenaz, *Opt. Lett.* **27**, 1944 (2002)
6. E.T.J. Nibbering, P.F. Curley, G. Grillon, B.S. Prade, M.A. Franco, F. Salin, A. Mysyrowicz, *Opt. Lett.* **21**, 62 (1996)
7. O.G. Kosareva, V.P. Kandidov, A. Brodeur, C.Y. Chen, S.L. Chin, *Opt. Lett.* **22**, 1332(1997)
8. D. Faccio, P. Di Trapani, S. Minardi, A. Bramati, F. Bragheri, C. Liberale, V. Degiorgio, A. Dubietis, A. Matijosius, *J. Opt. Soc. Am. B* **22**,. 862 (2005)
9. F. Théberge, M. Châteauneuf, V. Ross, P. Mathieu, J. Dubois, *Opt. Lett.* **33**, 2515-2517 (2008)
10. G. G. Luther, A. C. Newell, J. V. Moloney, E. M. Wright *Opt. Lett.* **19**, 789 (1994)
11. P. Béjot, B. Kibler, E. Hertz, B. Lavorel, O. Faucher *Phys. Rev. A* **83**, 013830 (2011)
12. S. L. Chin, S. A. Hosseini, W. Liu, Q. Luo, F. Theberge, N. Aközbek, A. Becker, V. P. Kandidov, O. G. Kosareva, H. Schroeder. *Can. J. Phys.* **83**, 863 (2005).
13. L. Bergé, S. Skupin, R. Nuter, J. Kasparian, J.-P. Wolf. *Rep. Prog. Phys.* **70**, 1633 (2007).
14. A. Couairon and A. Mysyrowicz. *Phys. Rep.*, **441** 47 (2007).

15. D. Faccio, A. Averchi, A. Lotti, P. Di Trapani, A. Couairon, D. Papazoglou, S. Tzortzakis, *Opt. Express* **16**, 1565 (2008)
16. V. Loriot, E. Hertz, O. Faucher, B. Lavorel, *Opt. Express* **16**, 13429 (2009); Erratum in *Opt. Express* **18** 3011 (2010)
17. P. Béjot, J. Kasparian, S. Henin, V. Loriot, T. Vieillard, E. Hertz, O. Faucher, B. Lavorel, J.-P. Wolf, *Phys. Rev. Lett.* **104**, 103903 (2010)
18. P. Béjot, E. Hertz, J. Kasparian, B. Lavorel, J.-P. Wolf, O. Faucher, *Phys. Rev. Lett.* **106**, 243902 (2011)
19. P. Polynkin, M. Kolesik, E. M. Wright, J. V. Moloney, *Phys. Rev. Lett.* **106**, 153902 (2011)
20. O. Kosareva, J.-F. Daigle, N. Panov, T. Wang, S. Hosseini, S. Yuan, G. Roy, V. Makarov, S. L. Chin, *Opt. Lett.* **36**, 1035 (2011)
21. D. Faccio, A. Averchi, A. Lotti, P. Di Trapani, A. Couairon, D. Papazoglou, S. Tzortzakis *Opt. Express* **16**, 1565 (2008)
22. M. Kolesik, J. V. Moloney and M. Mlejnek, *Phys. Rev. Lett.* **89**, 283902 (2002).
23. R. A. Bartels, T. C. Weinacht, S. R. Leone, H. C. Kapteyn, M. M. Murnane *Phys. Rev. Lett.* **88**, 013903 (2002)
24. P. Maioli, R. Salamé, N. Lascoux, E. Salmon, P. Béjot, J. Kasparian, J.-P. Wolf, *Opt. Express* **17**, 4726 (2009)
25. M. B. Gaarde and A. Couairon, *Phys. Rev. Lett.* **103**, 043901 (2009)

## References

1. J. Kasparian and J.-P. Wolf. *Physics and applications of atmospheric nonlinear optics and filamentation*. *Opt. Express* **16**, 466 (2008).
2. J. Kasparian, M. Rodriguez, G. Mejean, J. Yu, E. Salmon, H. Wille, R. Bourayou, S. Frey, Y. B. André, A. Mysyrowicz, R. Sauerbrey, J. P. Wolf, L. Woste. *White-light filaments for atmospheric analysis*. *Science* **301**, 61-64, (2003).
3. J. Kasparian, R. Ackermann, Y.-B. André, G. Méchain, G. Méjean, B. Prade, P. Rohwetter, E. Salmon, K. Stelmaszczyk, J. Yu, A. Mysyrowicz, R. Sauerbrey, L. Wöste, J.-P. Wolf, *Electric Events Synchronized with Laser Filaments in Thunderclouds*. *Opt. Express* **16**, 5757 (2008)
4. P. Rohwetter, J. Kasparian, K. Stelmaszczyk, S. Henin, N. Lascoux, W. M. Nakaema, Y. Petit, M. QueiBer, R. Salamé, E. Salmon, Z.Q. Hao, L. Wöste, J.-P. Wolf, *Laser-induced water condensation in air*. *Nature Photon.* **4**, 451 (2010)
5. S. Tzortzakis, G. Méchain, G. Pantalano, Y. B. André, B. Prade, M. Franco, A. Mysyrowicz, J. M. Munier, M. Gheudin, G. Beaudin, P. Encrenaz, *Coherent subterahertz*

- radiation from femtosecond infrared filaments in air.* Opt. Lett. **27**, 1944 (2002)
6. E.T.J. Nibbering, P.F. Curley, G. Grillon, B.S. Prade, M.A. Franco, F. Salin, A. Mysyrowicz, *Conical emission from self-guided femtosecond pulses in air.* Opt. Lett. **21**, 62 (1996)
  7. O.G. Kosareva, V.P. Kandidov, A. Brodeur, C.Y. Chen, S.L. Chin, *Conical emission from laser-plasma interactions in the filamentation of powerful ultrashort laser pulses in air.* Opt. Lett. **22**, 1332(1997)
  8. D. Faccio, P. Di Trapani, S. Minardi, A. Bramati, F. Bragheri, C. Liberale, V. Degiorgio, A. Dubietis, A. Matijosius, *Far-field spectral characterization of conical emission and filamentation in Kerr media.* J. Opt. Soc. Am. B **22**,. 862 (2005)
  9. F. Théberge, M. Châteauneuf, V. Ross, P. Mathieu, J. Dubois, *Ultrabroadband conical emission generated from the ultraviolet up to the far-infrared during the optical filamentation in air.* Opt. Lett. **33**, 2515-2517 (2008)
  10. G. G. Luther, A. C. Newell, J. V. Moloney, E. M. Wright *Short-pulse conical emission and spectral broadening in normally dispersive media.* Opt. Lett. **19**, 789 (1994)
  11. P. Béjot, B. Kibler, E. Hertz, B. Lavorel, O. Faucher *General approach to spatiotemporal modulational instability processes.* Phys. Rev. A **83**, 013830 (2011)
  12. S. L. Chin, S. A. Hosseini, W. Liu, Q. Luo, F. Theberge, N. Aközbek, A. Becker, V. P. Kandidov, O. G. Kosareva, H. Schroeder. *The propagation of powerful femtosecond laser pulses in optical media: physics, applications, and new challenges* Can. J. Phys. **83**, 863 (2005).
  13. L. Bergé, S. Skupin, R. Nuter, J. Kasparian, J.-P. Wolf. *Ultrashort filaments of light in weakly-ionized, optically-transparent media* Rep. Prog. Phys. **70**, 1633 (2007).
  14. A. Couairon and A. Mysyrowicz. *Femtosecond filamentation in transparent media* Phys. Rep., **441** 47 (2007).
  15. D. Faccio, A. Averchi, A. Lotti, P. Di Trapani, A. Couairon, D. Papazoglou, S. Tzortzakis, *Ultrashort laser pulse filamentation from spontaneous XWave formation in air.* Opt. Express **16**, 1565 (2008)
  16. V. Loriot, E. Hertz, O. Faucher, B. Lavorel, *Measurement of high-order Kerr refractive index of major air components.* Opt. Express **16**, 13429 (2009); Erratum in Opt. Express **18** 3011 (2010)
  17. P. Béjot, J. Kasparian, S. Henin, V. Loriot, T. Vieillard, E. Hertz, O. Faucher, B. Lavorel, J.-P. Wolf, *Higher-order Kerr terms allow ionization-free filamentation in air.* Phys. Rev. Lett. **104**, 103903 (2010)
  18. P. Béjot, E. Hertz, J. Kasparian, B. Lavorel, J.-P. Wolf, O. Faucher, *Transition from plasma- to Kerr-driven laser filamentation* Phys. Rev. Lett. **106**, 243902 (2011)
  19. P. Polynkin, M. Kolesik, E. M. Wright, J. V. Moloney, *Experimental Tests of the New*

- Paradigm for Laser Filamentation in Gases*, Phys. Rev. Lett. **106**, 153902 (2011)
20. O. Kosareva, J.-F. Daigle, N. Panov, T. Wang, S. Hosseini, S. Yuan, G. Roy, V. Makarov, S. L. Chin, *Arrest of self-focusing collapse in femtosecond air filaments: higher-order Kerr or plasma defocusing?* Opt. Lett. **36**, 1035 (2011)
  21. D. Faccio, A. Averchi, A. Lotti, P. Di Trapani, A. Couairon, D. Papazoglou, S. Tzortzakis *Ultrashort laser pulse filamentation fromspontaneous XWave formation in air*, Opt. Express **16**, 1565 (2008)
  22. M. Kolesik, J. V. Moloney and M. Mlejnek, *Unidirectional Optical Pulse Propagation Equation*. Phys. Rev. Lett. **89**, 283902 (2002).
  23. R. A. Bartels, T. C. Weinacht, S. R. Leone, H. C. Kapteyn, M. M. Murnane *Phase Modulation of Ultrashort Light Pulses using Molecular Rotational Wave Packets* Phys. Rev. Lett. **88**, 013903 (2002)
  24. P. Maioli, R. Salamé, N. Lascoux, E. Salmon, P. Béjot, J. Kasparian, J.-P. Wolf, *Ultraviolet-visible conical emission by multiple laser filaments*. Opt. Express **17**, 4726 (2009)
  25. M. B. Gaarde and A. Couairon, *Intensity Spikes in Laser Filamentation: Diagnostics and Application*. Phys. Rev. Lett. **103**, 043901 (2009)

## List of Figures

- 1 (Color online) Far-field angularly-resolved spectrum of 1 mJ, 30 fs pulses ( $4 P_{cr}$ ) centered at 800 nm, with a radius of 3 mm at  $1/e^2$ . (a,b)  $f = 4$  m,  $f/\# = 1333$ ; (c,d)  $f = 2$  m,  $f/\# = 667$ ; (e,f)  $f = 1$  m,  $f/\# = 333$ , in the case of the full model considering the HOKE (a,c,e) and of the truncated model disregarding the HOKE (b,d,f) . . . . . 9
- 2 (Color online) Far-field angularly-resolved spectrum of 5 mJ, 45 fs pulses centered at 800 nm, after 24 m of propagation in air, including 16 m of filamentation. (a) Full model considering the HOKE; (b) Truncated model disregarding the HOKE. White dots display the experimental data of Théberge et al. [9] and Maioli et al. [24] on the IR and visible sides of the spectrum, respectively. Media 1 displays the build-up of these patterns over 8–14 m propagation range. 10
- 3 (Color online) Build-up of the conical emission from a 5 mJ, 45 fs pulse centered at 800 nm. (a) Total on-axis intensity. (b-d) Intensity of the CE lobe at (b) 500 nm; (c) 700 nm and (d) 1500 nm as a function of propagation distance, as predicted by the full model considering the HOKE and the truncated model disregarding the HOKE. Note that panels b-d share a common intensity scale. 11



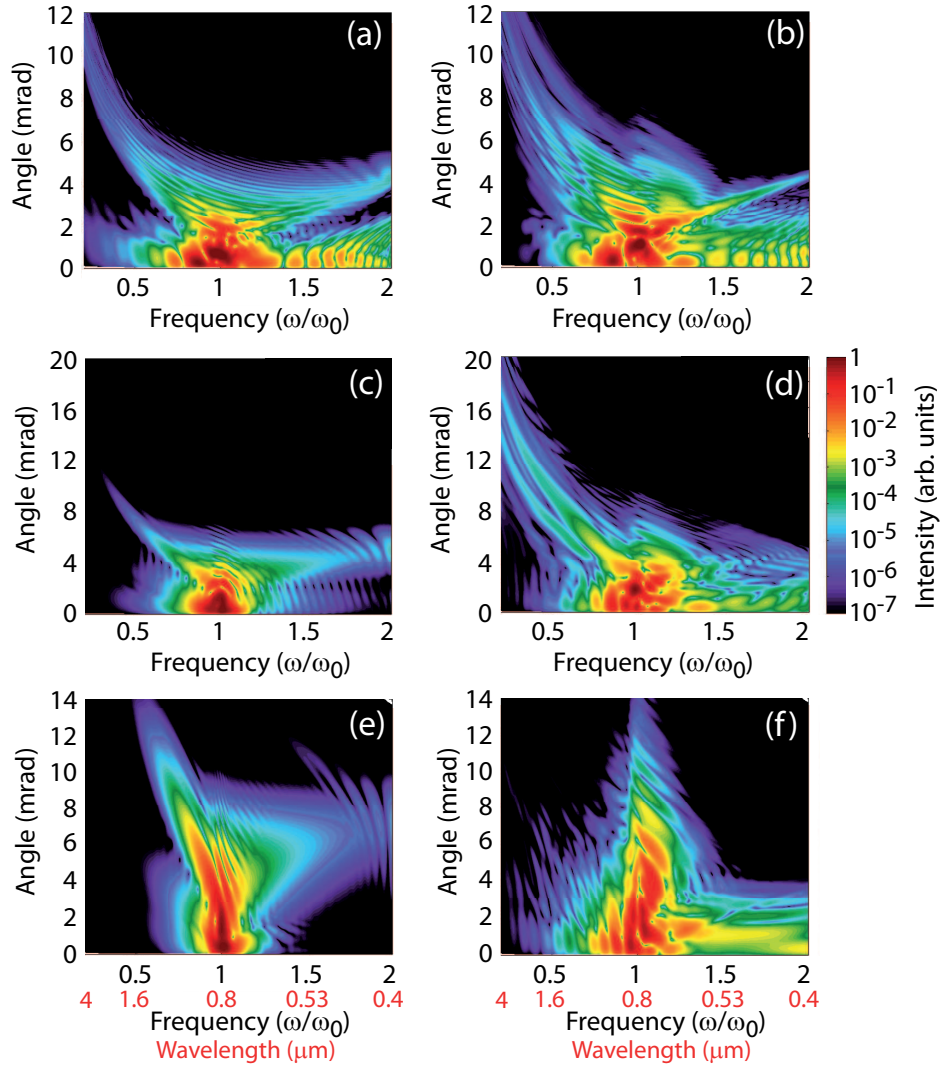


Fig. 1. (Color online) Far-field angularly-resolved spectrum of 1 mJ, 30 fs pulses ( $4 P_{cr}$ ) centered at 800 nm, with a radius of 3 mm at  $1/e^2$ . (a,b)  $f = 4$  m,  $f/\# = 1333$ ; (c,d)  $f = 2$  m,  $f/\# = 667$ ; (e,f)  $f = 1$  m,  $f/\# = 333$ , in the case of the full model considering the HOKE (a,c,e) and of the truncated model disregarding the HOKE (b,d,f)

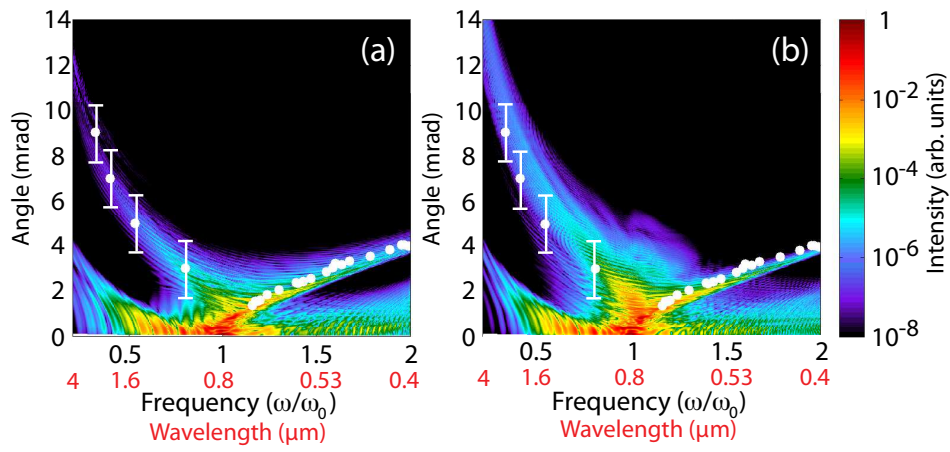


Fig. 2. (Color online) Far-field angularly-resolved spectrum of 5 mJ, 45 fs pulses centered at 800 nm, after 24 m of propagation in air, including 16 m of filamentation. (a) Full model considering the HOKE; (b) Truncated model disregarding the HOKE. White dots display the experimental data of Théberge et al. [9] and Maioli et al. [24] on the IR and visible sides of the spectrum, respectively. Media 1 displays the build-up of these patterns over 8–14 m propagation range.

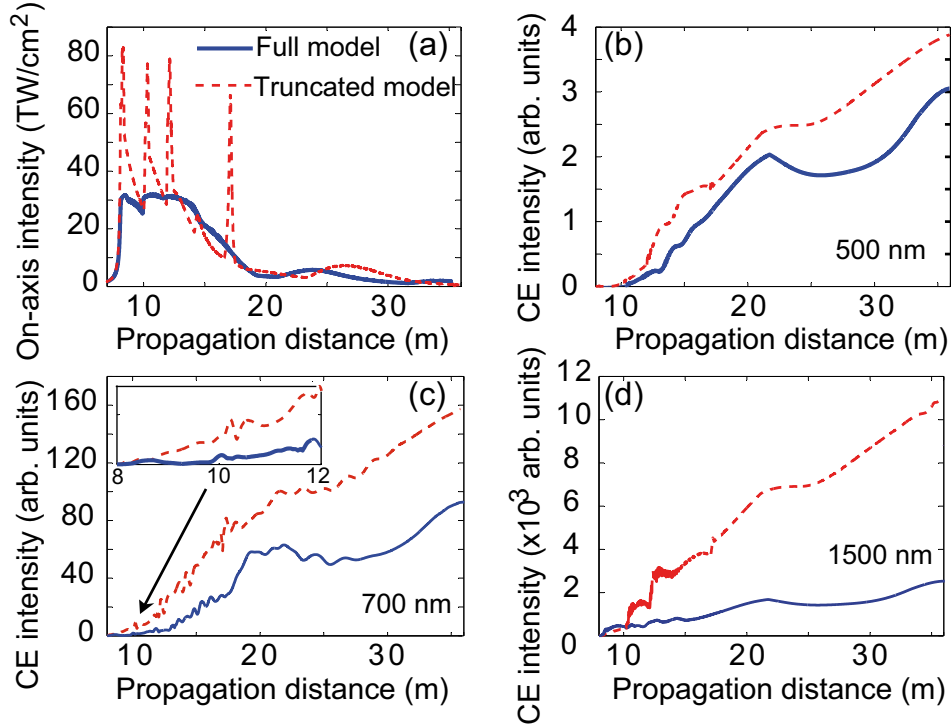


Fig. 3. (Color online) Build-up of the conical emission from a 5 mJ, 45 fs pulse centered at 800 nm. (a) Total on-axis intensity. (b-d) Intensity of the CE lobe at (b) 500 nm; (c) 700 nm and (d) 1500 nm as a function of propagation distance, as predicted by the full model considering the HOKE and the truncated model disregarding the HOKE. Note that panels b-d share a common intensity scale.