

On the progenitors of millisecond pulsars by the recycling evolutionary channel

Wei-Min Liu¹, and Wen-Cong Chen^{1,2,3*},

¹ *Department of Physics, Shangqiu Normal University, Shangqiu 476000, China;*

² *School of Physics and State Key Laboratory of Nuclear Physics and Technology, Peking University, Beijing 100871, China;*

³ *Key Laboratory of Modern Astronomy and Astrophysics (Nanjing University), Ministry of Education, Nanjing 210093, China*

ABSTRACT

The recycling model suggested that low-mass X-ray binaries (LMXBs) could evolve into binary millisecond pulsars (BMSPs). In this work, we attempt to investigate the progenitor properties of BMSPs formed by the recycling evolutionary channel, and if sub-millisecond pulsars can be produced by this channel. Using Eggleton’s stellar evolution code, considering that the dead pulsars can be spun up to a short spin period by the accreting material and angular momentum from the donor star, we have calculated the evolution of close binaries consisting of a neutron star and a low-mass main-sequence donor star, and the spin evolution of NSs. In calculation, some physical process such as the thermal and viscous instability of a accretion disk, propeller effect, and magnetic braking are included. Our calculated results indicate that, all LMXBs with a low-mass donor star of 1.0 - 2.0 M_{\odot} and a short orbital period ($\lesssim 3 - 4$ d) can form millisecond pulsars with a spin period less than 10 ms. However, it is difficult to produce sub-millisecond pulsars by this evolutionary channel. In addition, our evolutionary scenario cannot account for the existence of BMSPs with a long orbital period ($P_{\text{orb}} \gtrsim 70 - 80$ d).

Key words: binaries: close – pulsars: general – stars: neutron – stars: evolution – stars: magnetic field – stars: low-mass

1 INTRODUCTION

Millisecond pulsars (MSPs) and normal pulsars have distinct observed properties, and they inhabit two different regions in magnetic field - spin period ($B - P$) diagram (Manchester et al. 2005). Normal pulsars have a spin period of $P \sim 1$ s and a magnetic field of $B \sim 10^{12}$ G. However, MSPs show some distinct observed properties such as short spin period ($P \lesssim 20$ ms), low spin-down rate ($\dot{P} \sim 10^{-19} - 10^{-21}$ ss^{-1}), old characteristic age ($\tau = P/(2\dot{P}) \sim 10^9 - 10^{10}$ yr), and weak surface magnetic fields ($B \sim 10^8 - 10^9$ G) (Manchester 2004; Lorimer 2008). About 75% MSPs are in binary system (called binary millisecond pulsars, BMSPs), whereas that is only $\lesssim 1\%$ for normal pulsars.

At present, there exist two scenarios to account for the formation of MSPs. The first one is the recycling model, in which MSPs are proposed to be the evolutionary product of neutron star (NS) low-mass X-ray binaries (LMXBs) or intermediate-mass X-ray binaries (IMXBs) (Alpar et al. 1982). The pulsar crossed the so-called deathline accretes the mass and angular momentum from the donor star that

overflows its Roche lobe, and can be subsequently spun up to a millisecond spin-period (Bhattacharya & van den Heuvel 1991; Tauris & van den Heuvel 2006). During accretion, the magnetic field of the NS decrease to be $B \sim 10^8 - 10^9$ G due to accretion-induced field decay (Konar & Bhattacharya 1997). When the mass transfer ceases, a BMSP consisting of a recycling NS and a low-mass ($\lesssim 0.4M_{\odot}$) helium white dwarf is produced. The discovery of the accreting millisecond X-ray pulsar Sax J 1808.4-3658 presented strong support to this scenario (Wijnands & van der Klis 1998). Recent optical observations also confirm that there exists a transition link between X-ray pulsar and millisecond radio pulsar (e.g. Archibald et al. 2009).

In another evolutionary channel, MSPs may be formed by accretion-induced collapse (AIC) of ONeMg white dwarfs (Michel 1987). When the mass of an ONeMg white dwarf reaches the Chandrasekhar mass limit by accreting from its donor star, the electron-capture process leads to a gravitational collapse rather than a Type Ia explosion, and results in the formation an NS (Nomoto & Kondo 1991)¹. If MSPs

* E-mail: chenwc@nju.edu.cn

¹ When the ONeMg core of an asymptotic giant branch star (Siess 2007; Poelarends et al. 2008) or a He star (Nomoto 1987)

formed by the collapse of low field ($10^3 - 10^4$ G) white dwarf population (Jordan et al. 2007), their magnetic field should be in the range $10^8 - 10^{10}$ G, and without invoking significant field decay. Recently, the calculated birthrates by population synthesis approach indicate that the AIC channel may play an important role in forming MSPs (Hurley et al. 2010). As an alternative formation of MSPs, this evolutionary channel has been widely explored by some authors (Wickramasinghe et al. 2009; Hurley et al. 2010; Chen et al. 2011a). In particular, Du et al. (2009) argued that AIC process of massive white dwarfs can produce sub-millisecond pulsars (quark stars) with a spin-period less than 1 ms (or less than 0.5 ms).

The purpose of this paper is to systemically explore the initial parameter space of LMXBs that could evolve into BMSPs via the recycling evolutionary channel. In addition, we also attempt to examine if this channel can form the so-called sub-millisecond pulsar. The structure of this paper is as follows. We describe the input physics that is necessary in the evolution calculation of LMXBs in section 2. The calculated results are presented in section 3. Finally, we give a brief discussion and summary in section 4.

2 INPUT PHYSICS

Using a stellar evolution code developed by Eggleton (see Eggleton 1971, 1972, 1973), which has been updated with the latest input physics over the past three decades (Han et al. 1994; Pols et al. 1995, 1998), we calculate the evolution of binaries consisting of a NS (of mass M_{NS}) and a main-sequence donor star (of mass M_{d})², and test if they can evolve into MSPs. The stellar OPAL opacities was taken from Rogers & Iglesias (1992) and Alexander & Ferguson (1994) for a low temperature. In our calculation, the ratio of mixing length to local pressure scale height was set to be 2.0, and the overshooting parameter of the donor star (with a solar chemical composition $X = 0.70$, $Y = 0.28$, and $Z = 0.02$) is taken to be 0 (Dewi et al. 2002).

2.1 Accretion disk instability

With nuclear evolution, the donor star overflows its Roche lobe, and transfer hydrogen-rich material onto the NS. Due to the high angular momentum, the accreting material forms a disk surrounding the NS. If the effective temperature in the accretion disk is below ~ 6500 K (the hydrogen ionization temperature), the disk accretion should be thermally and viscous unstable (van Paradijs 1996; King et al. 1997; Lasota 2001). Meanwhile, the accreting NS will be a transient X-ray source, which appears as short-lived outbursts phase and long-term quiescence phase. Recently,

grow to a critical mass, electron-capture supernova can also produce an NS. Podsiadlowski et al. (2004) suggested that the minimum mass of the NS progenitor may be $10 - 12 M_{\odot}$ for single stars, while this value can be $6 - 8 M_{\odot}$ in binaries.

² Certainly, NSs may also recycled by accreting the material from the He star companion. However, some studies show that the evolution products of NS + He star systems should be intermediate-mass binary pulsars or high-mass binary pulsars (see Francischelli et al. 2002; Chen et al. 2011b).

Chen & Panei (2011) found that accretion disk instability model successfully reproduces the orbital period and the mass of the WD of PSR J1713+0747.

When the mass transfer rate $-\dot{M}_{\text{d}}$ is lower than the critical mass-transfer rate (van Paradijs 1996; Dubus et al. 1999)

$$\dot{M}_{\text{cr}} \simeq 3.2 \times 10^{-9} \left(\frac{M_{\text{NS}}}{1.4 M_{\odot}} \right)^{0.5} \left(\frac{M_{\text{d}}}{1.0 M_{\odot}} \right)^{-0.2} \left(\frac{P_{\text{orb}}}{1.0 \text{ d}} \right)^{1.4} M_{\odot} \text{ yr}^{-1}, \quad (1)$$

where P_{orb} is the orbital period of the binary, the NS accretes only during outbursts. Defining a duty cycle d to be the ratio of the outburst timescale to the recurrence time³, the accretion rate of the NS $\dot{M}_{\text{ac}} = -\dot{M}_{\text{d}}/d$. Otherwise for a high mass transfer rate $-\dot{M}_{\text{d}} > \dot{M}_{\text{cr}}$, we assume $\dot{M}_{\text{ac}} = -\dot{M}_{\text{d}}$. Certainly, the mass growth rate of the NS should suffer the limitation of the Eddington accretion rate ($\dot{M}_{\text{Edd}} \approx 1.5 \times 10^{-8} M_{\odot}$). The excess material is assumed to be expelled from the vicinity of the NS by radiation pressure, and carries away the specific orbital angular momentum of the NS.

2.2 Magnetic braking

Low-mass donor star would be braked to spin down by the coupling between the magnetic field and the stellar winds (Verbun & Zwaan 1981). However, the tidal interaction between the donor star and the NS would continuously spin the star back up co-rotation with the orbital rotation (Patterson 1984). Therefore, magnetic braking mechanism indirectly carries away the orbital angular momentum of binaries.

For the angular momentum loss rate via magnetic braking, Rappaport et al. (1983) developed an empirical formula, i. e.

$$\dot{J}_{\text{mb}} \simeq -3.8 \times 10^{-30} M_2 R_{\odot}^4 (R_2/R_{\odot})^{\gamma} \omega^3 \text{ dyn cm}, \quad (2)$$

where R_2 is the radius, ω the angular velocity of the donor star, and γ is a dimensionless parameter in the range of zero to four. This standard magnetic braking model is widely applied in studying the evolution of cataclysmic variables. However, studies on rapidly rotating low-mass stars with a spin period below 2.5 - 5 days in young open clusters show that the standard model overestimates the angular momentum loss rate (Queloz et al. 1998; Andronov et al. 2003).

In calculation, we adopt an induced magnetic braking description given by Sills et al. (2000), in which the angular momentum loss rate is

$$\dot{J}_{\text{mb}} = \begin{cases} -K\omega^3 \left(\frac{R_{\text{d}}}{R_{\odot}} \frac{M_{\odot}}{M_{\text{d}}} \right)^{1/2}, & \omega \leq \omega_{\text{crit}} \\ -K\omega\omega_{\text{crit}}^2 \left(\frac{R_{\text{d}}}{R_{\odot}} \frac{M_{\odot}}{M_{\text{d}}} \right)^{1/2}, & \omega > \omega_{\text{crit}} \end{cases} \quad (3)$$

where $K = 2.7 \times 10^{47} \text{ g cm}^2$ (Andronov et al. 2003), ω_{crit} is the critical angular velocity at which the angular momentum loss rate reaches a saturated state, $\omega = 2\pi/P_{\text{orb}}$ and R_{d} are the angular velocity and the radius of the donor star, respectively. Kim & Demarque (1996) proposed that ω_{crit} is

³ King et al. (2003) proposed that the typical value of duty cycle is about 0.1 to 0.001. In this work, we take $d = 0.01$.

inversely proportional to the convective turbulent timescale of the star when its age is 200 Myr, i. e.

$$\omega_{\text{crit}} = \omega_{\text{crit},\odot} \frac{\tau_{\odot}}{\tau}, \quad (4)$$

where $\omega_{\text{crit},\odot} = 2.9 \times 10^{-5}$ Hz, τ_{\odot} , and τ are the convective turbulent timescales of the Sun and the donor star, respectively.

2.3 Spin evolution of the NS

In stellar evolution code, we also consider the spin evolution of pulsars as follows. With the spin-up of the NS, the accreting material would interact with the magnetosphere of the NS. We simply define the magnetosphere radius as the position that the ram pressure of the infalling material is balanced by the magnetic pressure of the NS (Lamb et al. 1973). Under assumption of spherical accretion (Ghosh & Lamb 1979a,b), the magnetosphere radius is

$$r_m = 1.6 \times 10^8 \left(\frac{B_s}{10^{12} \text{G}} \right)^{4/7} \left(\frac{|\dot{M}_d|}{10^{18} \text{g s}^{-1}} \right)^{-2/7} \text{ cm}, \quad (5)$$

where B_s is the surface magnetic field of the NS. Some observations and analysis argued that the mass accretion of the NS can lead to its magnetic field decay (see Wijers 1997). Here we adopt an empirical model given by Shibazaki et al. (1989), i. e.

$$B_s = \frac{B_i}{1 + \Delta M_{\text{acc}}/m_B}, \quad (6)$$

where B_i is the initial magnetic field of the NS, ΔM_{acc} is the accreted mass of the NS, and m_B is $\sim 10^{-4} M_{\odot}$.

When the NS rotation is too fast, the gravitational force of the accreting material at r_m is less than its centrifugal force. The centrifugal barrier would eject the accreting material, and exerting a propeller spin-down torque on the NS (Illarinov & Sunyaev 1975). Namely, if the magnetosphere radius is greater than the co-rotation radius

$$r_c = 1.5 \times 10^8 \left(\frac{M_{\text{NS}}}{M_{\odot}} \right)^{1/3} P_s^{2/3} \text{ cm}, \quad (7)$$

where P_s is the spin-period of the NS in units of second, the propeller effect occurs. The spin angular momentum loss rate via the propeller effect can be written as

$$\dot{J}_p = 2\dot{M}r_m^2[\Omega_K(r_m) - \Omega], \quad (8)$$

where $\Omega_K(r_m)$ is the Keplerian angular velocity at r_m . When $r_m < r_{\text{co}}$, the accreting material is bound in the magnetic field lines to co-rotate with the NS, and is accreted onto its surface. Assuming rigid body rotation and the momentum of inertia $I = 10^{45} \text{g cm}^2$, the spin-up torque of the accreting material exerting on the NS is given by

$$\dot{J}_{\text{ac}} = \dot{M}_{\text{ac}} \sqrt{GM_{\text{NS}}R}, \quad (9)$$

where G is the gravitational constant, R is the radius of the NS.

In addition, if r_m is greater than the light cylinder radius

$$r_{\text{lc}} = \frac{c}{\Omega} = \frac{cP_s}{2\pi}, \quad (10)$$

the NS appears as a radio pulsar. As a result of magnetic dipole radiation, the spin angular momentum loss rate is

$$\dot{J}_m = -\frac{2B_s^2 R^6 \Omega^3}{3c^3}. \quad (11)$$

3 RESULTS

Based on the stellar evolution code and input physics described in Section 2, we calculated the evolution of large numbers of LMXBs. We take the initial mass of the donor star to be in the range $1.0 - 2.0 M_{\odot}$ (with a solar chemical composition $Y = 0.28$, $Z = 0.02$)⁴, the initial mass of the NS to be $1.4 M_{\odot}$. In addition, we assume that the NS is a dead pulsar, which already evolved to cross the so-called death line, and cannot radiate radio pulses. The spin-period of a dead pulsar should satisfy $P_s^2 > B/1.7 \times 10^{11}$ (Bhattacharya et al. 1992), and the upper-limit of the spin-period for normal radio pulsars is 11 s (Manchester 2004). Wang et al. (2011) proposed that the minimum spin period of the NS is insensitive to its initial spin-period and magnetic field. Therefore, we adopt an initial spin-period of $P_{s,i} = 10$ s and initial magnetic field of $B = 10^{12} \text{G}$ for the accreting NS. If the donor star evolves into a He white dwarf and the Roche lobe overflow ends, we stop the calculation.

In Figure 1, we show an evolutionary example of an LMXB with an initial donor star of $M_{d,i} = 1.5 M_{\odot}$, and an initial orbital period of $P_{\text{orb},i} = 1.5$ day. Due to the loss of orbital angular momentum by magnetic braking, the orbital period decreases from 1.5 d to ~ 1.0 d before the mass exchange. When the age is 2.15×10^9 years, the donor starts to overflow its Roche lobe, and mass transfer onto the NS commences. Because the material transfers from the more massive donor star to the less massive NS, the mass transfer firstly occurs on a thermal timescale at a high rate of $\sim 10^{-8} M_{\odot} \text{yr}^{-1}$. At the same time, the surface magnetic field of the NS sharp decay to 10^9 G. In the initial mass transfer phase, the LMXB appear as a short-lived persistent X-ray source. With the decrease of the donor star mass, the mass transfer subsequently occurs on a nuclear timescale at a lower rate of $\sim 10^{-10} - 10^{-9} M_{\odot} \text{yr}^{-1}$. This rate is always less than the critical mass transfer rate⁵. Therefore, the LMXB should be a transient X-ray source about 95% of all its life. After 1.24×10^9 years mass transfer, the NS grows to $1.63 M_{\odot}$. By gaining the material and angular momentum from the donor star, the spin-period P_s of the NS continuously decrease to 1.8 ms. When the hydrogen-rich envelope of the donor star is exhausted, the degenerate He-rich core remains behind. The endpoint of the evolution is a BMBP consisting a recycled pulsar and a He WD with a mass of $0.27 M_{\odot}$, and with an orbital period of 27.3 d.

The main aim of this work is to explore the progenitor

⁴ Based on the detailed numerical calculations for the non-conservative evolution of close binaries, Tauris & Savonije (1999) concluded that binaries containing a donor star with mass of $\gtrsim 2.0 M_{\odot}$ would experience a common envelope evolution, and evolve into BMSPs with a short orbital period (< 10 days) and a heavy CO or ONeMg white dwarf.

⁵ There exist a lot of spikes and dips in the mass transfer rate curve, which are the results that the donor star exhausted its core hydrogen and deviated thermal equilibrium (Li 2004).

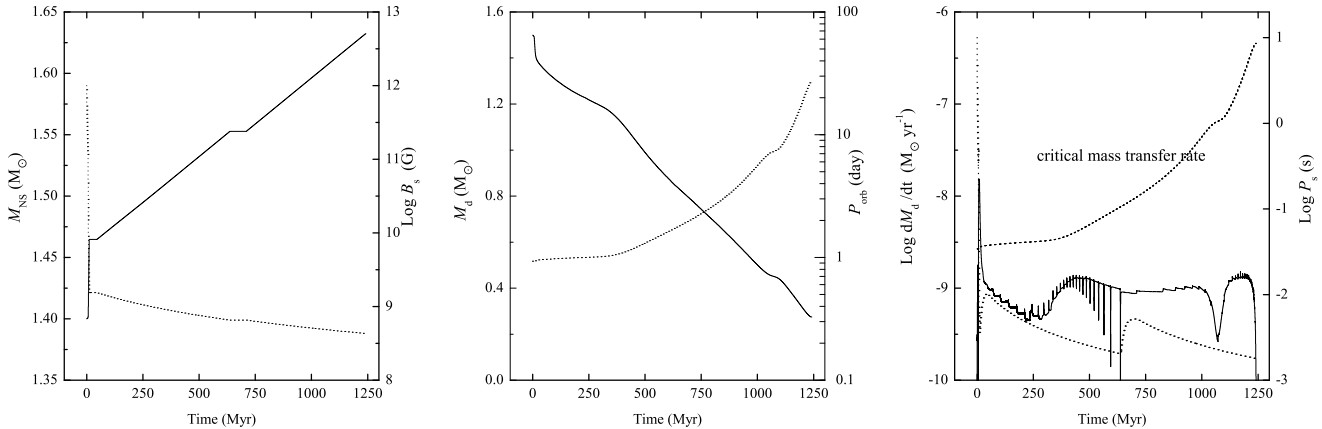


Figure 1. Evolutionary track of an LMXB with $M_{d,i} = 1.5 M_{\odot}$, and $P_{orb,i} = 1.5$ day, which can evolve into a BMSP. The solid and dotted curves represent the evolution the NS mass and the magnetic field in the left panel, the donor star mass and the orbital period in the middle panel, and the mass transfer rate and the spin period of the NS in the right panel, respectively.

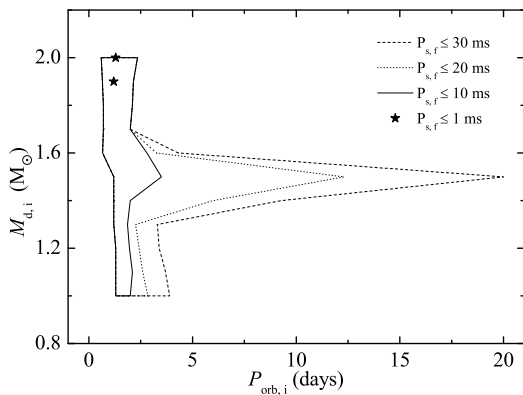


Figure 2. Distribution of the initial orbital periods $P_{orb,i}$ and the initial donor star masses $M_{d,i}$ of LMXBs that can evolve into BMSPs via the recycling evolutionary channel.

properties of BMSPs formed by the recycling evolutionary channel, therefore we have calculated the evolution of large numbers of LMXBs with different initial orbital periods and donor star masses. In Figure 2 we present the progenitor distribution of BMSPs in $M_{d,i} - P_{orb,i}$ diagram. The regions enclosed by the solid, dashed, and dotted curves represent the distribution areas of LMXBs that can result in a BMSP with a spin period of 10 ms, 20 ms, and 30 ms, respectively. Our results show that all NSs in LMXBs have a chance to be spun up to millisecond period, and the final fate strongly depends on the separation of the binary. When the initial mass of the donor star is located in the range of $1.3 M_{\odot} - 1.6 M_{\odot}$, the initial orbital period has a wider distribution from 1.0 day to 20 days. When the initial mass of the companion is between $1.0 M_{\odot}$ and $1.4 M_{\odot}$, the system cannot produce a BMSP unless the initial orbital period is less than 2.0 days.

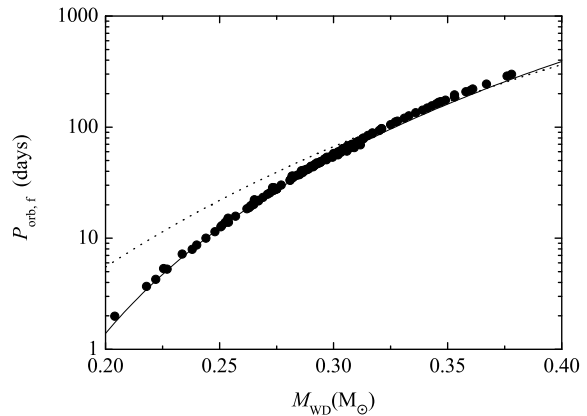


Figure 3. Predicted relation between the orbital period P_{orb} and the white dwarf mass M_{WD} for low-mass binary pulsars. The filled circles, the solid curve and the dotted curve denote our calculated results, the relation obtained by Tauris & Savonije (1999), and Rappaport et al. (1995), respectively.

Beyond these areas, BMSPs cannot be formed due to either a low spin-up efficiency or unstable mass transfer. For donor stars with a mass of $1.4 - 1.6 M_{\odot}$, a lower mass accumulation and spin-up efficiency of the NS result in an upper limit of initial orbital period. However, for massive donor stars with a mass of $1.7 - 2.0 M_{\odot}$, the upper limit on the orbital period originates from the dynamical instability of mass transfer (Willems & Kolb 2002). In particular, in our calculated grids there exist two binaries which can produce a sub-millisecond pulsar with a spin period of 0.9 ms. Both LMXBs have a donor star with an initial mass of $1.9 - 2.0 M_{\odot}$, and an orbital period of $1.2 - 1.3$ days.

The evolutionary endpoint of most LMXBs is BMSPs consisting of a millisecond pulsar and a low-mass He

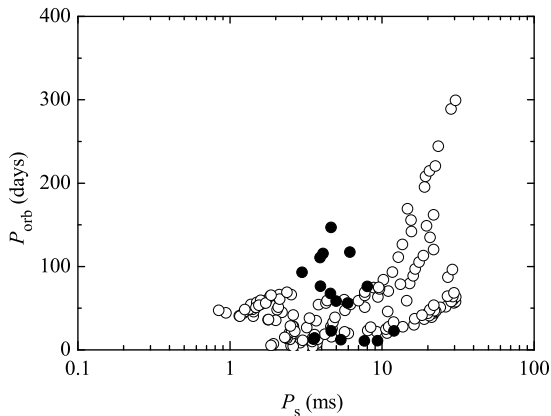


Figure 4. Distribution of BMSPs in the spin-period P_s of BMSPs vs. the final orbital periods P_{orb} diagram. The open circles, solid circles denote our calculated results and the observed data, respectively.

white dwarf, which is called low-mass binary pulsar (LMBP) (Stairs 2004; Tauris & van den Heuvel 2006). Stellar evolution theory predicts a tight relation between the core mass of giants and their radius (Joss et al. 1987). During the evolution of LMXBs, the giant should overflow its Roche lobe, and its radius relates to the orbital separation. When the giant envelope is exhausted, its core evolve into a white dwarf. Therefore, the final orbital period of LMBPs should be correlated with the mass of the white dwarf companion (Savonije 1987; Rappaport et al. 1995). Previous works presented a simple relation between the orbital period P_{orb} and the white dwarf mass M_{WD} for low-mass binary pulsars (see also Rappaport et al. (1995) and Tauris & Savonije (1999)). In Figure 3, we show our obtained low-mass binary pulsars by filled circles in $P_{\text{orb}} - M_{\text{WD}}$ diagram. It is clear that our calculated results are consistent with the relation obtained by Tauris & Savonije (1999). To compare with observations, we summarize the observed parameters for 17 low-mass binary pulsars in Table 1. In Figure 4, we compare the calculated results with the observed data in the $P_{\text{orb}} - P_s$ plane. It seems that our evolutionary model can account for the formation of part BMSPs. However, it is difficult for our evolutionary scenario to produce BMSPs with a short spin-period (3-8 ms) and a long orbital period ($\gtrsim 70 - 80$ day).

In Figure 5, we show the distribution of the final accreted mass and the final spin-period of NSs. One can see that, if NSs accretes a mass of $\gtrsim 0.1 M_{\odot}$, they can be spun up to $\lesssim 10$ ms. In our calculated results, there exist 3 NSs that can accrete mass of $\gtrsim 0.6 M_{\odot}$. Recent Shapiro delay measurements of PSR J1614-2230 suggested that it is a massive MSPs ($\sim 2 M_{\odot}$), and with a CO white dwarf of $\sim 0.5 M_{\odot}$ (Demorest et al. 2010)⁶. We expect the discovery of LMBP with a massive NS like PSR J1614-2230 to test our evolutionary results.

⁶ Recently, Lin et al. (2011) proposed that this MSP may originate from an IMXB with massive NS of $1.6 M_{\odot}$. Another work performed by Tauris, Langer & Kramer (2011) also support the viewpoint that the NS in PSR J1614-2230 was born massive.

Table 1. Observed parameters for 17 low-mass binary pulsars.

Pulsars	P_s (ms)	P_{orb} (days)	$M_c(M_{\odot})$	References
J1455–3330	7.987	76.17	0.3	1
J1600–3053	3.598	14.35	0.2	2
J1618–3921	11.987	22.80	0.2	3
J1643–1224	4.622	147.02	0.1	1
J1709+2313	4.631	22.70	0.3	4
J1713+0747	4.570	67.83	0.3	5
J1751–2857	3.915	110.75	0.2	6
J1804–2717	9.343	11.13	0.2	7
J1853+1303	4.092	115.65	0.3	6
B1855+09	5.362	12.33	0.2	8
J1910+1256	4.984	58.47	0.2	6
J1918–0642	7.646	10.91	0.1	3
J1933–6211	3.543	12.82	0.4	2
B1953+29	6.133	117.35	0.2	9
J2019+2425	3.935	76.51	0.3	10
J2033+1734	5.949	56.31	0.2	11
J2229+2643	2.978	93.02	0.1	12

References: (1)Lorimer (1995); (2)Jacoby et al. (2007); (3)Edwards & Bailes (2001); (4)Lewandowski et al. (2004); (5)Foster et al. (1993); (6)Stairs (2005); (7)Lorimer et al. (1996); (8)Segelstein et al. (1986); (9)Boriakoff et al. (1983); (10)Nice & Taylor (1995); (11)Ray et al. (1996); (12)Wolszczan et al. (2000).

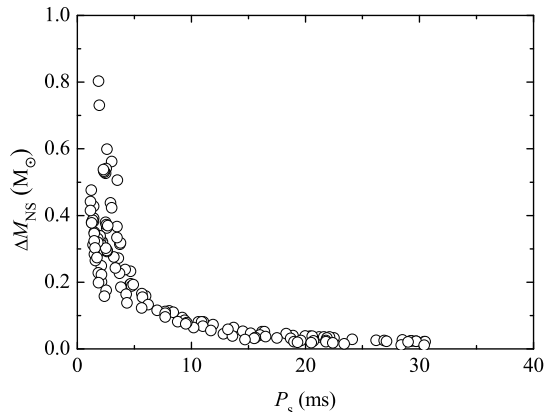


Figure 5. Distribution of our simulated results in the spin-period P_s of BMSPs vs. the accreted mass of NSs ΔM_{NS} diagram.

4 DISCUSSION AND SUMMARY

Using a stellar evolution code, in this work we have investigated the formation of BMSPs formed by the canonical recycling evolutionary channel. In calculation, we take into account the influence of thermal and viscous instability of an accretion disk and propeller effect on the mass transfer process and the spin evolution of NSs. Orbital angular momentum loss mechanism by magnetic braking, which originate from the coupling between the stellar winds and the magnetic field of the donor star, is also considered. Our main results are summarized as follows.

1. We obtain the initial donor star mass and orbital period distribution of the progenitors of BMSPs formed by

the recycled channel (see Figure 2). Our results show that all LMXBs with a donor star of 1.0 - 2.0 M_{\odot} have a chance to evolve into a BMSP with a spin-period of $P_s \lesssim 10$ ms.

2. The final fate of LMXBs strongly depend on the initial donor star mass and the separation of the binary. When the donor star mass is in the range 1.0 - 1.4 M_{\odot} , only LMXBs with a short orbital period ($P_{\text{orb}} \lesssim 2.0$ day) can evolve into low-mass binary pulsars. However, for a higher mass donor star, the upper limitation of the orbital period that can result in birth of binary millisecond pulsars is 2.0 - 3.6 days.

3. Our calculated results show that, if the NS accretes a mass of $\gtrsim 0.1 M_{\odot}$, it can be spun up to millisecond period. In addition, it is possible that few MSPs gain a mass of $\gtrsim 0.5 M_{\odot}$.

4. It is difficult for our evolutionary scenario to produce a sub-millisecond pulsars. This result is consistent with the conclusion obtained by Ferrario & Wickramasinghe (2007). However, AIC evolutionary channel may produce a sub-millisecond pulsar (or quark star) (Du et al. 2009).

Obviously, our evolutionary results depend on the parameterized input physics, especially the magnetic braking model, the duty cycle, and the magnetic field decay model, which have not been fully understood. Firstly, the loss of orbital angular momentum plays a vital role in the evolution of LMXBs, hence magnetic braking model can influence the final orbital period of BMSPs. Secondly, the duty cycle can influence the outburst timescale and the mass growth of the NS. Therefore, a large duty cycle can result in the birth of MSPs with a short spin-period. In addition, the duty cycle may relate to system parameters (Lasota 2001), and may also evolve with the orbital period and mass transfer rate. Thirdly, in our input physics the magnetosphere radius relates to the field decay model, while their relation is not sensitive. Some uncertainties mentioned above may be responsible for the discrepancy between our simulated results and observational data in Figure 4. A large duty cycle and a weak magnetic braking model may produce BMSPs with a short spin period (3-8 ms) and a moderate long orbital period ($\gtrsim 70 - 80$ d). Certainly, if our evolutionary model is correct, there may be other evolutionary channel to BMSPs such as AIC process of massive white dwarfs.

ACKNOWLEDGMENTS

We would like to thank the anonymous reviewer for constructive comments. This work was partly supported by the National Science Foundation of China (No.10873011), Program for Science & Technology Innovation Talents in Universities of Henan Province, and Innovation Scientists and Technicians Troop Construction Projects of Henan Province, China.

REFERENCES

- Alexander D. R., Ferguson J. W. 1994, ApJ, 437, 879
 Alpar M. A., Cheng A. F., Ruderman M. A., Shaham J., 1982, Nat, 300, 728
 Andronov N., Pinsonneault M., Sills A., 2003, ApJ, 582, 358
 Archibald A. M., Stairs I. H., Ransom S. M., et al., 2009, Sci, 324, 1411
 Bhattacharya D., van den Heuvel E. P. J., 1991, Phys. Rep., 203, 1
 Bhattacharya D., Wijers R. A.M. J., Hartman J.W., Verbunt F., 1992, A&A, 254, 198
 Boriakoff V., Buccheri R., Fauci F., 1983, Nat, 304, 417
 Chen W. -C., Panei J. A., 2011, A&A, 527, A128
 Chen W. -C., Liu X. -W., Xu R. -X., Li X. -D., 2011a, MNRAS, 410, 1441
 Chen W. -C., Li X. -D., Xu R. -X., 2011b, A&A, 530, A104
 Dewi J. D. M., Pols O. R., Savonije G. J., van den Heuvel E. P. J., 2002, MNRAS, 331, 1027
 Demorest P. B., Pennucci T., Ransom S. M., Roberts M. S. E., Hessels J. W. T., 2010, Nat, 467, 1081
 Du Y. J., Xu R. X., Qiao G. J., Han J. L., 2009, MNRAS, 399, 1587
 Dubus G., Lasota J. -P., Hameury J. -M., Charles, P. 1999, MNRAS, 303, 139
 Edwards R., Bailes M., 2001, ApJ, 553, 801
 Eggleton P. P., 1971, MNRAS, 151, 351
 Eggleton P. P., 1972, MNRAS, 156, 361
 Eggleton P. P., 1973, MNRAS, 163, 279
 Ferrario L., Wickramasinghe D., 2007, MNRAS, 375, 1009
 Francischelli G. J., Wijers R. A. M. J., Brown G. E., 2002, ApJ, 565, 471
 Foster R. S., Wolszczan A., Camilo F., 1993, ApJ, 410, L91
 Ghosh P., Lamb F. K., 1979a, ApJ, 232, 259
 Ghosh P., Lamb F. K., 1979b, ApJ, 234, 296
 Han Z., Podsiadlowski P., Eggleton P. P., 1994, MNRAS, 270, 121
 Hurley J. R., Tout C. A., Wickramasinghe D. T., Ferrario L., Kiel P. D., 2010, MNRAS, 402, 1437
 Illarionov A. F., Sunyaev R. A., 1975, A&A, 39, 185
 Jacoby B. A., Bailes M., Ord S. M., Knight H. S., Hotan A. W., 2007, ApJ, 656, 408
 Jordan S., Aznar Cuadrado R., Napiwotzki R., Schmid H. M., Solanski S. K., 2007, A&A, 462, 1097
 Joss P. C., Rappaport S., Lewis W., 1987, ApJ, 319, 180
 Kim Y.-C., Demarque P., 1996, ApJ, 457, 340
 King A. R., Frank J., Kolb U., Titter H., 1997, ApJ, 484, 844
 King A. R., Rolfe D. J., Kolb U., Sshenker K., 2003, MNRAS, 341, L35
 Konar S., Bhattacharya D., 1997, MNRAS, 284, 311
 Lasota J. -P., 2001, NewAR, 45, 449
 Lamb F. K., Pethick C. J., Pines D., 1973, ApJ, 184, 271
 Lewandowski W., Wolszczan A., Feiler G., Konacki M.; Soltysiński T., 2004, ApJ, 600, 905
 Li X. -D., 2004, ApJ, 616, L119
 Lin J., Rappaport S., Podsiadlowski Ph., Nelson L., Paxton B., Todorov P., 2011, ApJ, 732, 70
 Lorimer D. R., 1995, MNRAS, 274, 300
 Lorimer D. R., et al., 1996, MNRAS, 283, 1383
 Lorimer D. R., 2008, Living Reviews in Relativity, 11, 8
 Manchester R. N., 2004, Sci, 304, 542
 Manchester R. N., Hobbs G. B., Teoh A., Hobbs M. 2005, AJ, 129, 1993
 Michel F. C., 1987, Nat, 329, 310
 Nice D. J., Taylor J. H., 1995, ApJ, 441, 429
 Nomoto K., 1987, ApJ, 322, 206
 Nomoto K., Kondo, Y., 1991, ApJ, 367, L19

- Podsiadlowski P., Langer N., Poelarends A. J. T., Rappaport S., Heger A., Pfahl E., 2004, *ApJ*, 612, 1044
- Patterson J., 1984, *ApJS*, 54, 443
- Poelarends A. J. T., Herwig F., Langer N., Heger, A., 2008, *ApJ*, 675, 614
- Pols O. R., Tout C. A., Eggleton P. P., Han Z., 1995, *MNRAS*, 274, 964
- Pols O. R., Schroder K. P., Hurley J. R., Tout C. A., 1998, *MNRAS*, 298, 525
- Queloz D., Allain S., Mermilliod J. C., Bouvier J., Mayor M., 1998, *A&A*, 335, 183
- Ray P. S., Thorsett S. E., Jenet F. A., van Kerkwijk M. H., Kulkarni S. R., Prince T. A., Sandhu J. S., Nice, D. J., 1996, *ApJ*, 470, 1103
- Rappaport S., Verbunt F., Joss P. C., 1983, *ApJ*, 275, 713
- Rappaport S., Podsiadlowski Ph., Joss P. C., Stefano R. D., Han Z., 1995, *MNRAS*, 273, 731
- Rogers F. J., Iglesias C. A., 1992, *ApJS*, 79, 507
- Savonije G. J., 1987, *Nat*, 325, 416
- Segelstein D. J., Rawley L. A., Stinebring D. R., Fruchter A. S., Taylor, J. H., 1986, *Nat*, 322, 714
- Shibazaki N., Murakami T., Shaham J., Nomoto K., 1989, *Nat*, 342, 656
- Siess, L. 2007, *A&A*, 476, 893
- Sills A., Pinsonneault M. H., Terndrup D. M., 2000, *ApJ*, 534, 335
- Stairs I. H., 2004, *Sci*, 304, 547
- Stairs I. H., 2005, *ApJ*, 632, 1060
- Tauris T. M., Gerrit J. Savonije., 1999, *A&A*, 350, 928
- Tauris T. M., van den Heuvel E. P. J., 2006, in *Compact stellar X-ray sources*. ed. by W. Lewin & M. van der Klis (Cambridge: Cambridge Univ. Press), 623
- Tauris T. M., Langer N., Kramer M., 2011, *MNRAS*, in press [arXiv:1103.4996]
- van Paradijs, J. 1996, *ApJ*, 464, L139
- Verbunt F., Zwaan C., 1981, *A&A*, 100, L7
- Wang J., Zhang C. M., Zhao Y. H., Kojima Y., Yin H. X., Song L. M., 2011, *A&A*, 526, A88
- Wickramasinghe D. T., Hurley J. R., Ferrario L., Tout C. A., Kiel P. D., 2009, *JPhCS*, 172, 2037
- Wijers R. A. M. J., 1997, *MNRAS*, 287, 607
- Wijnands R., van der Klis M., 1998, *Nat*, 394, 344
- Willems B., Kolb, U., 2002, *MNRAS*, 337, 1004
- Wolszczan A., Doroshenko O. V., Konacki M., Kramer M., Jessner A., Wielebinski R., Camilo F., Nice D. J., Taylor J. H., 2000, *ApJ*, 528, 907

This paper has been typeset from a $\text{\TeX}/\text{\LaTeX}$ file prepared by the author.