

# BAYESIAN AND $L_1$ APPROACHES TO SPARSE UNSUPERVISED LEARNING

SHAKIR MOHAMED, KATHERINE HELLER AND ZOUBIN GHAHRAMANI

**ABSTRACT.** The use of  $L_1$  regularisation for sparse learning has generated immense research interest, with successful application in such diverse areas as signal acquisition, image coding, genomics and collaborative filtering. While existing work highlights the many advantages of  $L_1$  methods, in this paper we find that  $L_1$  regularisation often dramatically underperforms in terms of predictive performance when compared with other methods for inferring sparsity. We focus on unsupervised latent variable models, and develop  $L_1$  minimising factor models, Bayesian variants of “ $L_1$ ”, and Bayesian models with a stronger  $L_0$ -like sparsity induced through spike-and-slab distributions. These spike-and-slab Bayesian factor models encourage sparsity while accounting for uncertainty in a principled manner and avoiding unnecessary shrinkage of non-zero values. We demonstrate on a number of data sets that in practice spike-and-slab Bayesian methods outperform  $L_1$  minimisation, even on a computational budget. We thus highlight the need to re-assess the wide use of  $L_1$  methods in sparsity-reliant applications, particularly when we care about generalising to previously unseen data, and provide an alternative that, over many varying conditions, provides improved generalisation performance.

## 1. INTRODUCTION

Over the last decade, there has been tremendous excitement in learning parsimonious models using sparsity. Sparse learning is now a significant research topic – this significance being tied to the theoretical and practical advancement of sparse learning methods using the  $L_1$  norm. The use of the  $L_1$  norm in penalised regression problems such as the Lasso [1], in natural scene understanding and image coding problems [2], and more recently in compressed sensing [3], have served to cement the importance and efficacy of the  $L_1$  norm as a means of inducing sparsity. Among its important properties, the  $L_1$  norm is the closest convex norm to the  $L_0$  norm, has a number of provable properties relating to the optimality of solutions and oracle properties [4], and allows for the wide array of tools from convex optimisation to be used in computing sparse solutions. With the use of sparse methods in increasingly diverse application domains, it is timely to now contextualise the use of the  $L_1$  norm and critically evaluate its behaviour in relation to other competing methods, which is the topic of this paper.

Most current methods for inducing sparsity rely on the optimisation of regularised functions. In contrast, Bayesian methods avoid optimisation and average over the distribution of latent variables and parameters to explicitly account for uncertainty. Even for a model with priors that prefer sparsity, the Bayesian averaging process often results in non-sparse posteriors. Between optimisation and fully-Bayesian procedures lie Maximum A Posteriori (MAP) methods which start from a Bayesian model but optimise the parameter posterior. The equivalence between the  $L_1$  regularisation and MAP using Laplace priors is well established, and is used in many Bayesian interpretations of models to induce sparsity. The Laplace is just one of many continuous sparsity-favouring priors that can be used – the general class of such priors described by the scale-mixture of Gaussian distributions [5]. To more closely match the desired  $L_0$  objective function, we develop here a use of discrete mixture priors for sparse learning, commonly referred to as spike-and-slab priors [6, 7]. A spike-and-slab is a discrete mixture of a point mass at zero (the spike) and any other continuous distribution (the slab), and is similar to the  $L_0$  norm in that it imposes a penalty on the number of non-zero parameters in a model. We will show that spike-and-slab distributions provide improvements in learning, and that both Bayesian methods and the use of the spike-and-slab distribution deserve more prominent attention in the vast literature on sparse modelling.

Our analysis focuses on unsupervised linear latent variable models (also known as matrix-factorisation models), a class of models that are amongst the core tools in the machine learning practitioner’s toolbox. Factor analysis, the inspiration for this class of models, describes real-valued data by a set of underlying factors

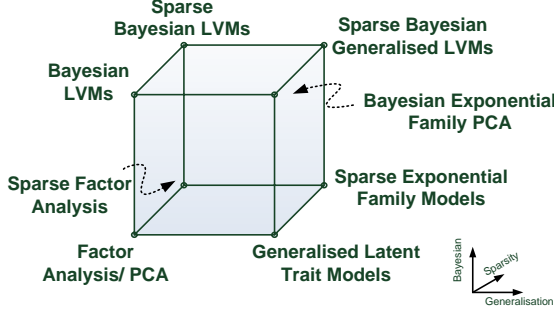


FIGURE 1. Cube depicting the relationship between various latent variable models.

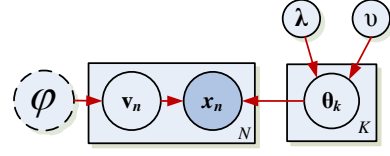


FIGURE 2. Graphical representation for generalised latent variable models.

that are linearly combined to explain the observed data. This base model allows for many adaptations, such as generalisations to non-Gaussian data [8, 9], or in learning sparse underlying factors [10, 11, 12]. In unsupervised learning, a sparse representation is desirable in situations where: 1) there are many underlying factors that could explain the data, 2) only a subset of which explain the data, and 3) the subset is different for each observation. We view the set of such latent variable models (LVM) as a cube (figure ??). This visualisation emphasises the similarities and differences between various models, and allows unexplored parts of the cube to be identified and compared.

After introducing our construction of unsupervised models (section 2), we develop different approaches to sparse unsupervised Bayesian learning, culminating in a thorough comparative analysis. Our contributions include:

- We introduce new generalised latent variable models with sparsity, providing an important new class of sparse models that can readily handle non-Gaussian and heterogeneous data sets (sect. 3).
- We develop a spike-and-slab model for sparse unsupervised learning and derive a full MCMC algorithm for it. This MCMC method is applicable to other models based on discrete-continuous mixtures and is much more efficient than naive samplers (sect. 4).
- We present the first comparison of approaches to sparsity based on optimisation methods, Bayesian methods using continuous sparsity favouring priors, and Bayesian methods using the spike-and-slab. We bring these methods together and compare their performance in a controlled manner on both benchmark and real world data sets across a breadth of model types (section 6).
- Interestingly, our results show that strong sparsity in the form of spike-and-slab models can outperform the commonly used  $L_1$  methods in unsupervised modelling tasks.

## 2. UNSUPERVISED LATENT VARIABLE MODELS AND SPARSITY

We are generally concerned with models of the form:

$$(1) \quad \mathbf{X} = \mathbf{V}\mathbf{\Theta} + \mathbf{E}, \quad \mathbf{e}_n \sim \mathcal{N}(\mathbf{0}, \mathbf{\Sigma}),$$

which is the matrix factorisation problem in which we search for a set of underlying factors  $\mathbf{V}$  and weights  $\mathbf{\Theta}$  that are combined to explain the observed data  $\mathbf{X}$ . We often consider Gaussian latent variables, and Gaussian noise with diagonal or isotropic covariance, in which case this model recovers the familiar factor analysis and principal component analysis models, respectively. If  $\mathbf{V}$  is sparse then subsets of the underlying factors explain the data and different subsets explain each observed data point. Beginning with this specification, we can then construct all the models subsumed by the model cube (figure ??).

Increasingly we do not deal with real-data that is well described by a Gaussian distribution, but data which may be binary, categorical, non-negative or a heterogeneous set of these. It is interesting to then consider generalisations of the basic model (1) in which the conditional probability of the observed data is defined using the exponential family of distributions, as:

$$(2) \quad \mathbf{x}_n | \mathbf{v}_n, \mathbf{\Theta} \sim \text{Expon} \left( \sum_k v_{nk} \boldsymbol{\theta}_k \right); \quad \boldsymbol{\theta}_k \sim \text{Conj}(\boldsymbol{\lambda}, \nu).$$

We use the shorthand  $\mathbf{x}_n \sim \text{Expon}(\boldsymbol{\psi})$  to represent the exponential family of distributions with natural parameters  $\boldsymbol{\psi} = \mathbf{v}_n \boldsymbol{\Theta}$ . For this model, the natural parameters are a sum of the parameters  $\boldsymbol{\theta}_k$ , weighted by  $v_{nk}$ , the points in the latent subspace corresponding to data point  $\mathbf{x}_n$ . For the exponential family of distributions, the conditional probability of  $\mathbf{x}_n$  given parameter vector  $\boldsymbol{\psi}$  takes the form:  $p(\mathbf{x}_n|\boldsymbol{\psi}) = h(\mathbf{x}_n) \exp(s(\mathbf{x}_n)^\top \boldsymbol{\psi} - A(\boldsymbol{\psi}))$ , where  $s(\mathbf{x}_n)$  are the sufficient statistics,  $\boldsymbol{\psi}$  is a vector of natural parameters and  $A(\boldsymbol{\psi})$  is the log-partition function. Probability distributions that belong to the exponential family also have natural conjugate prior distributions, which we use to model the distribution of the parameters  $\boldsymbol{\Theta}$ . We use the notation:  $\text{Conj}(\boldsymbol{\lambda}, \nu)$  as shorthand for the conjugate distribution, which has the form:  $p(\boldsymbol{\theta}_k) \propto \exp(\boldsymbol{\lambda}^\top \boldsymbol{\theta}_k - \nu A(\boldsymbol{\theta}_k))$ , with hyperparameters  $\boldsymbol{\lambda}$  and  $\nu$ , and  $A(\boldsymbol{\theta}_k)$  is the same log-partition function as used for the likelihood function.

Figure 2 is a graphical representation of general unsupervised models; the shaded node  $\mathbf{x}_n$  represents the observed data item  $n$ . The plate notation represents replication of variables and the dashed node  $\boldsymbol{\varphi}$  represents any appropriate prior distribution for the latent variables  $\mathbf{v}_n$ . The observed data forms an  $N \times D$  matrix  $\mathbf{X}$ , with rows  $\mathbf{x}_n$ .  $N$  is the number of data points and  $D$  is the number of observed dimensions.  $\boldsymbol{\Theta}$  is a  $K \times D$  matrix with rows  $\boldsymbol{\theta}_k$ .  $\mathbf{V}$  is an  $N \times K$  matrix  $\mathbf{V}$ , with rows  $\mathbf{v}_n$  which are  $K$ -dimensional vectors, where  $K$  is the number of latent factors.

The  $K$  latent variables for each data point are generally assumed to be independent a priori:  $\mathbf{v}_n \sim \prod_{k=1}^K \mathcal{S}(v_{nk}|\boldsymbol{\varphi})$ , where  $\mathcal{S}$  is the prior on each variable with hyperparameters  $\boldsymbol{\varphi}$  (figure 2). The prior distribution  $\mathcal{S}(v_{nk})$  can be of any type. If the exponential family is Gaussian and we use Gaussian latent variables, we recover factor analysis; general exponential families corresponds to the well known exponential family PCA models (EPCA) [8, 9]. Considering non-Gaussian latent variables instantiates models such as ICA or the relevance vector machine (RVM) [13, 14]

Unsupervised models with sparsity are obtained by employing sparsity-favouring distributions. A sparsity-favouring distribution can be any distribution with high excess kurtosis, indicating that it is highly peaked with heavy tails, or a distribution with a delta-mass at zero. The set of sparsity-favouring distributions includes the Normal-Gamma, Normal Inverse-Gaussian, Laplace (or double Exponential), Exponential, or generally the class of scale-mixtures of Gaussian distributions [5]. Distributions that encourage sparsity fall into two classes: continuous sparsity-favouring or spike-and-slab distributions, which give rise to notions of weak and strong sparsity, respectively:

**Weak sparsity.** A parameter vector  $\boldsymbol{\omega}$  is considered to be ‘weakly sparse’ if none of its elements are exactly zero, but has most elements close to zero with a few large entries. This implies that a weakly sparse vector  $\boldsymbol{\omega}$  has a small  $L_p$  norm for small  $p$ , or has entries which decay in absolute value according to some power law [15].

**Strong sparsity.** A parameter vector  $\boldsymbol{\omega}$  is considered to be ‘strongly sparse’ if elements of  $\boldsymbol{\omega}$  are exactly zero. The spike-and-slab prior places mass explicitly on zero and thus is a prior suited to achieving this notion of sparsity in learning.

### 3. MODELS WITH $L_1$ NORMS AND CONTINUOUS SPARSITY-FAVOURING PRIORS

Sparsity as measured by the number of non-zero elements can be obtained by minimising the  $L_0$  norm. However this combinatorial problem is generally intractable and we must resort to approximations. The  $L_1$  norm has become the established mechanism with which to encode sparsity into many problems. The  $L_1$  norm has a number of appealing properties: it gives the closest convex optimisation problem to the  $L_0$  problem; there is a broad theoretical basis with provable properties ( $L_0$ - $L_1$  equivalence and exact recovery based on RIP); and can be implemented efficiently based on the tools of convex optimisation (linear and semi-definite programming).

#### Sparsity Inducing Loss Functions

This leads us naturally to consider sparse latent variable models based on the  $L_1$  norm. If we assume that the latent distribution is a Laplace,  $\mathcal{S}(\mathbf{v}_n) \propto \exp(-\alpha \|\mathbf{v}_n\|_1)$ , the maximum a posteriori solution for  $\mathbf{V}$  is equivalent to  $L_1$  norm regularisation in this model. We define the following objective for sparse generalised

latent variable modelling:

$$(3) \quad \min_{\mathbf{V}, \Theta} \sum_n \ell(\mathbf{x}_n, \mathbf{v}_n \Theta) + \alpha \|\mathbf{V}\|_1 + \beta R(\Theta),$$

where the loss function  $\ell(\mathbf{x}_n, \mathbf{v}_n \Theta) = -\ln p(\mathbf{x}_n | \mathbf{v}_n \Theta)$ , is the negative log likelihood obtained using equation 2. Equation 3 provides a unifying framework for sparse models with  $L_1$  regularisation. The regularisation parameters  $\alpha$  and  $\beta$ , control the sparsity of the latent variables and the degree to which parameters will be penalised during learning. The function  $R(\Theta)$  is the regulariser for the model parameters  $\Theta$ . This model is specified generally and applicable for a wide choice of regularisation functions  $R(\cdot)$ , including the  $L_1$  norm. Such a loss function was described previously by Lee et al. [11] – here we focus on unsupervised settings and specify the loss more generally, allowing for both sparse activations as well as basis functions. One configuration we consider is the use of the modified loss (3) with  $R(\Theta) = -\ln p(\Theta | \lambda, \nu)$ . This loss allows sparsity in the latent variables and corresponds to finding the maximum a posteriori (MAP) solution. We will refer to this model as the  $L_1$  model.

Optimisation is performed by alternating minimisation. Each step then reduces to established problems for which, we can then rely on the extensive literature regarding  $L_1$  norm minimisation. A number of methods exist to solve these problems: they can be recast as equivalent inequality constrained optimisation problems and solved using a modified LARS algorithm [16], recast as a second order cone programmes, or solved using a number of smooth approximations to the regularisation term [17], amongst others.

### Sparse Bayesian Learning

A Bayesian approach to learning averages model parameters and variables according to their posterior probability distribution given the data, rather than searching for a single best parameter setting as in an optimisation approach. Continuous densities with high excess kurtosis such as the zero-mean Laplace distribution or Student's- $t$  distribution are often used in Bayesian models where sparsity is desired and give solutions with parameters that are nearly zero. If parameters or latent variables are to be positively constrained, the natural choice would be an exponential distribution peaked at zero. We consider sparsity in the latent variables  $\mathbf{v}_n$ , and consider the following models:

**Laplace Model.** Using the Laplace distribution:  $\mathbf{v}_n \sim \prod_{k=1}^K \frac{1}{2} b_k \exp(-b_k |v_{nk}|)$ , a Bayesian version of the  $L_1$  model described by equation 3 can be specified. The equivalence between this model and the  $L_1$  model can be seen by comparing the log-joint probability using the Laplace distribution, to the  $L_1$  loss of equation 3. We refer to Bayesian inference in this Laplace model as LXPCA, in contrast to the  $L_1$  model, which is an optimisation-based method.

**Exponential Model.** The Exponential distribution:  $\mathbf{v}_n \sim \prod_{k=1}^K b_k \exp(-b_k v_{nk})$ , has similar shrinkage properties to the Laplace. In addition, since the distribution has support on the positive real line it allows for non-negative representations of the latent space, such that  $v_{nk} \geq 0$ . We refer to this model as NXPCA.

These distributions are popular in sparse regression problems [18, 14] and are natural candidates in the unsupervised models explored here. To devise a sampling scheme for these models, the hierarchical model specification is completed by placing a Gamma prior on the unknown rate parameters  $\mathbf{b}$ , with shared shape and scale parameters  $\alpha$  and  $\beta$  respectively. We denote the set of unknown variables to be inferred as  $\Omega = \{\mathbf{V}, \Theta, \mathbf{b}\}$  and the set of hyperparameters  $\Psi = \{\alpha, \beta, \lambda, \nu\}$ . The joint probability of the model is given by:

$$(4) \quad p(\mathbf{X}, \Omega | \Psi) = p(\mathbf{X} | \mathbf{V}, \Theta) p(\Theta | \lambda, \nu) p(\mathbf{V} | \mathbf{b}) p(\mathbf{b} | \alpha, \beta).$$

Inference in this model is accomplished using Markov Chain Monte Carlo (MCMC) methods, and the log of the joint probability (4) is central to this sampling. We use a sampling approach based on Hybrid Monte Carlo (HMC) [19, 20]. This can be implemented easily, and we defer the algorithmic details to MacKay [21].

## 4. SPIKE-AND-SLAB SPARSITY

Instead of continuous priors, we can consider using the spike-and-slab prior [6, 7]: a discrete-continuous mixture of a point mass at zero referred to as the ‘spike’ and any other distribution known as the ‘slab’. This slab distribution is most often a uniform or Gaussian distribution, but may be any appropriate distribution. Since we have positive mass on zero, samples produced in this setting include exact zeroes, thereby enforcing *strong sparsity*. In compressed sensing and related areas, the idealised but intractable optimisation

criterion uses the  $L_0$  norm to penalise the number of non-zero parameters. The spike-and-slab can also be seen as placing a penalty on the non-zero parameters, and thus enforces sparsity in a manner similar to an  $L_0$  norm penalisation. MCMC allows us to stochastically find suitable solutions in this setting, where this is impossible otherwise due to the combinatorial nature of the optimisation.

We construct a spike-and-slab prior using a binary indicator matrix  $\mathbf{Z}$  to indicate whether a latent dimension contributes to explaining the observed data or not. Each observed data point  $\mathbf{x}_n$  has a corresponding vector of Bernoulli indicator variables  $\mathbf{z}_n$ . We place a Beta prior on the parameter  $\pi_k$  with hyperparameters  $e$  and  $f$ .

$$(5) \quad p(\mathbf{z}_n|\boldsymbol{\pi}) = \prod_k \mathcal{B}(z_{nk}|\pi_k) = \prod_k \pi_k^{z_{nk}} (1-\pi_k)^{1-z_{nk}}; \quad p(\pi_k|e, f) = \frac{1}{B(e, f)} \pi_k^{e-1} (1-\pi_k)^{f-1},$$

where the Beta function  $B(e, f) = \Gamma(e+f)/(\Gamma(e)\Gamma(f))$ . The spike components are combined with a Gaussian distribution, which forms the slab component:

$$(6) \quad p(\mathbf{v}_n|\mathbf{z}_n, \boldsymbol{\mu}, \boldsymbol{\Sigma}) = \prod_k \mathcal{N}(v_{nk}|z_{nk}\mu_k, z_{nk}\sigma_k^2),$$

where  $\mathcal{N}$  is used to represent the Gaussian density with mean  $\mu_k$  and variance  $\sigma_k^2$ . For this definition, when  $z_{nk} = 0$ ,  $p(v_{nk})$  in equation 6 becomes a  $\delta$ -function at zero, indicating the spike being chosen instead of the slab. We can complete the model specification by using a Gaussian-Gamma prior for the unknown mean and variance  $\mu_k$  and  $\sigma_k^2$ . We denote the set of unknown variables to be inferred as  $\boldsymbol{\Omega} = \{\mathbf{Z}, \mathbf{V}, \boldsymbol{\Theta}, \boldsymbol{\pi}, \boldsymbol{\mu}, \boldsymbol{\Sigma}\}$  and the set of hyperparameters  $\boldsymbol{\Psi} = \{e, f, \boldsymbol{\lambda}, \nu\}$ .

### MCMC Sampling Scheme

The Hybrid Monte Carlo sampling used for continuous sparsity-favouring distributions is not applicable due to the non-differentiability of the spike-and-slab. We proceed in the context of Metropolis-within-Gibbs sampling, where we sequentially sample each of the unknown variables using Metropolis-Hastings. Our sampling procedure iterates through the following steps : 1) Sample  $\mathbf{Z}$  and  $\mathbf{V}$  jointly; 2) Sample  $\boldsymbol{\Theta}$  by slice sampling [22]; 3) Sample  $\boldsymbol{\mu}, \boldsymbol{\Sigma}$  and  $\boldsymbol{\pi}$  by Gibbs sampling.

In sampling the latent factors  $z_{nk}$  and  $v_{nk}$  in step 1, we first decide whether a latent factor contributes to the data or not by sampling  $z_{nk}$  having integrated out  $v_{nk}$ :  $p(z_{nk}=0|\mathbf{X}, \boldsymbol{\pi}, \mathbf{V}_{-nk})$  and  $p(z_{nk}=1|\mathbf{X}, \boldsymbol{\pi}, \mathbf{V}_{-nk})$ , where  $\mathbf{V}_{-nk}$  are current values of  $\mathbf{V}$ , with  $v_{nk}$  excluded. Based on this decision, the latent variable is sampled from the spike or the slab component. All variables  $v_{nk}$  associated with the slab components are sampled using slice sampling. Evaluating these probabilities involve computing the following integrals:

$$(7) \quad p(z_{nk}=0|\mathbf{X}, \boldsymbol{\pi}, \mathbf{V}_{-nk}) = \int p(z_{nk}=0, v_{nk}=0, \mathbf{X}|\mathbf{V}_{-nk}, \boldsymbol{\pi}) dv_{nk} = (1-\pi_k) p(\mathbf{X}|\mathbf{V}_{-nk}, v_{nk}=0, \boldsymbol{\Theta})$$

$$(8) \quad p(z_{nk}=1|\mathbf{X}, \mathbf{V}_{-nk}) = \int p(z_{nk}=1, v_{nk}, \mathbf{X}|\mathbf{V}_{-nk}, \boldsymbol{\pi}) dv_{nk} = \pi_k \int p(\mathbf{X}|\mathbf{V}, \boldsymbol{\Theta}) \mathcal{N}(v_{nk}|\mu_k, \sigma_k^2) dv_{nk}$$

While computing equation 7 is easy, the integral in equation 8 is not tractable in general. In the case of the Gaussian exponential family, this  $v_{nk}$  can be marginalised and we do exactly this. For other families the integral must be approximated. A number of approximation methods exist such as Monte Carlo integration, importance sampling and pseudo-marginal approaches, and the Laplace approximation, which we use here. The use of Laplace's method introduces a bias due to the approximation of the target distribution. This problem has been studied by Guihenneuc-Jouyaux and Rousseau [23] where the Laplace approximation is used in MCMC schemes with latent variables such as in our case, and show that such an approach can behave well. Guihenneuc-Jouyaux and Rousseau [23] show that as the number of observations increases, the approximate distribution becomes close to the true distribution, and describe a number of assumptions for this to hold, such as requiring differentiability, a positive definite information matrix and conditions on the behaviour of the prior at boundaries of the parameter space.

We sample  $\mathbf{V}$  and  $\boldsymbol{\Theta}$  in steps 1 and 2 by slice sampling [22], which can be thought of as a general version of the Gibbs sampler. Sampling proceeds by alternately sampling an auxiliary variable  $u$ , the slice level, and then randomly drawing a value for the parameter from an interval along the slice. The method of slice sampling is more straightforward than Gibbs sampling to implement and has been shown to be more efficient

than simple Metropolis updates [22]. The variables  $\{\boldsymbol{\mu}, \boldsymbol{\Sigma}\}$  and  $\boldsymbol{\pi}$  in step 3 have conjugate relationships with the latent variables  $\mathbf{V}$  and  $\mathbf{Z}$  respectively. Gibbs sampling is used since the f.c.ds are easily derived.

## 5. RELATED WORK

The body of related work is broad and the work described here is far from exhaustive, but attempts to capture many papers of relevance in contextualising approaches to, and applications of sparse learning. There is a wide body of literature for sparse learning in problems of feature selection, compressed sensing and regression using the  $L_1$  norm, such as those by Candes [3], d’Aspremont et al. [24], Lee et al. [16], Tibshirani [1]. Bayesian methods for sparse regression problems using continuous distributions have also been discussed by Carvalho et al. [25], O’Hara and Sillanpää [26], Seeger et al. [18]. Wipf and Nagarajan [14] derive a relationship between automatic relevance determination (ARD), maximum likelihood and iterative  $L_1$  optimization, and Archambeau and Bach [27] provides a nice exploration of ARD-related priors and variational EM.

Of relevance to unsupervised learning of real-valued data is sparse PCA and its variants [28, 24, 29]. The wide body of literature on matrix factorisation is also indirectly related [30, 31]. These methods can not deal with the exponential family generalisation and may yield fairly sparse factors as a by-product, rather than by construction. There are also many other papers of relevance in bioinformatics, computer vision, ICA and blind deconvolution [13].

The use of ‘spike-and-slab’ sparsity priors for variable selection was established in statistics by Mitchell and Beauchamp [6] and more recently by Ishwaran and Rao [7]. Non-parametric approaches to unsupervised learning in linear-Gaussian models using the Indian Buffet Process (IBP) [32], are also relevant (but we do not consider these here to avoid detracting from our main message). Carvalho et al. [12] discusses the use of spike-and-slab-type priors to introduce sparsity in Bayesian factor regression models. They consider a hierarchical sparsity prior to reduce uncertainty as to whether a parameter is non-zero. This comes with increased computation and may not necessarily improve performance. Courville et al. [33] show how the spike-and-slab can be combined with deep belief networks.

## 6. EXPERIMENTAL RESULTS

The experiments here demonstrate representative real-world problems. For example, most psychological questionnaires are based on a constrained battery of questions, which can be a mixed set of both binary and categorical values. Neuroscientists have also expressed interest such models in understanding olfaction, where a sparse set of odours are inferred from the activity of olfactory receptor neurons.

Importantly, we consider the generalisation performance of unsupervised methods to unseen data, which appear as missing data. To handle missing data, we divide the data into a set of observed and missing data,  $\mathbf{X} = \{\mathbf{X}^{obs}, \mathbf{X}^{missing}\}$  and condition on the set  $\mathbf{X}^{obs}$  in the inference. In practice, this is accomplished by using a masking matrix to represent  $\mathbf{X}^{obs}$ . Most models we cite are used to explore the underlying bases and for visualisation, and are not tested on unseen data. These models can overfit the data (especially if learning the prior or setting hyperparameters with the training data). Most applications will involve a generalisation component, thus testing on unseen data is essential to ensure that we are not overfitting.

We create test sets by randomly selecting 10% of the elements of the data matrix. Test elements are set as *missing values* in the training data, and our learning algorithms have been designed in all cases to handle missing data. We calculate the predictive probability (negative log probability, NLP) and the root mean squared error (RMSE) using the testing data. We created 20 such data sets, each with a different set of missing data, and provide mean and one standard deviation error bars for each of our evaluation metrics. For fairness in evaluation, the regularisation parameters,  $\alpha$  and  $\beta$  in section 3 are chosen by cross-validation using a validation data set, which is chosen as 5% of the data elements. This set is independent of the data that has been set aside as training or testing data.

**6.1. Benchmark Data.** We use the block images data [32] as a synthetic benchmark data set. The data consists of 100 6×6 binary images, with each image  $\mathbf{x}_n$  represented as a 36-dimensional vector. The images were generated with four latent features, each being a specific type of block. The observed data is a

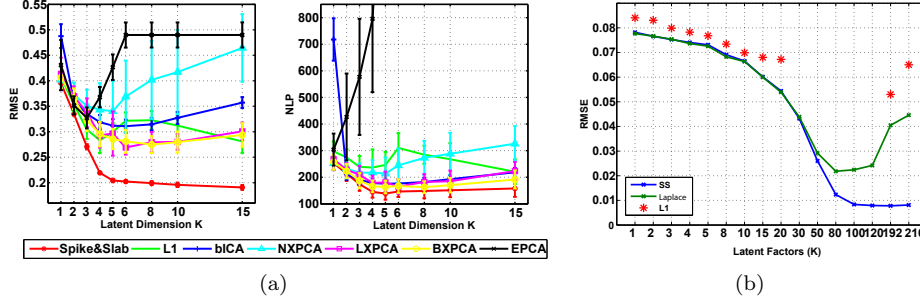


FIGURE 3. (a) RMSE and NLP for various latent dimensions on the block images data set (binary). (b) Performance in terms of RMSE on natural scenes (real-valued).

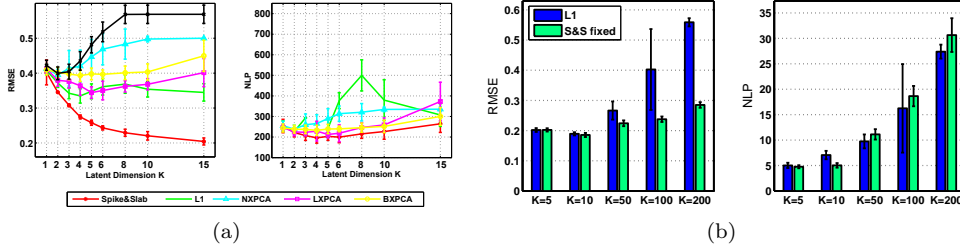


FIGURE 4. RMSE and NLP comparisons for (a) human judgements data; (b) the Hapmap data.

combination of a number of these latent features. Each bit in the resulting data set was then flipped with a probability of 0.1, thus adding noise to each of the images. This data set consists of a number of latent factors, but only a sparse subset of these factors may contribute to explaining any single data point. This data is synthetic but was not generated from any of the models tested.

Figure 3(a) shows the predictive probability (NLP) and root mean squared error (RMSE) on this benchmark data set. The methods developed are compared to EPCA [8], BXPCA [9] and to binary ICA [34]. A random predictor would have an  $NLP = 100 \times 36 \times 10\% = 360$  bits. The models tested here have performance significantly better than this. All models are able to find the appropriate number of latent dimensions as either four or five. Models that choose five latent factors tend to make specific allowances for a null factor, where none of the factors are combined to make an image. Both optimisation based and Bayesian learning approaches do well, but the spike-and-slab model shows the best performance with smaller error bars.

**6.2. Real Data. Natural Scenes:** Natural images are the topic of a great deal of research involving sparse learning methods, especially methods based on  $L_1$  regularisation. We use the Olshausen and Field image data set [2], and generated 10000,  $12 \times 12$  image patches extracted from a set of larger images. We use the Gaussian instantiation of the sparse generalised model (equation 2) and evaluate the performance of:  $L_1$  optimisation, the factor model with Laplace priors, and the Bayesian spike-and-slab model. Our results are shown for both underdetermined and overcomplete bases ( $K = 192$  as in [2]) in figure 3(b). All methods perform similarly in the low-rank approximation cases, but as the model becomes overcomplete, Bayesian methods perform better with the spike-and-slab method much better than other methods.

**Human Judgements:** The animal attributes data set of [35] consists of animal species with ecological and biological properties as features. The data consists of human judgements of  $N = 33$  animals and  $D = 102$  features and whether or not a particular animal possesses the corresponding feature. We use the binary unsupervised model instance and show results for various latent dimensions for NLP and RMSE in figure 4(a). For this data, the NLP of a random classifier is 336 bits and the models have NLP values much lower than this.

**Newsgroups Text:** A subset of the popular 20 newsgroups data set was used, consisting of documents and counts of the words used in each document. We use 100 articles with 200 words, having a data sparsity of 93%. Figure 5(b) shows the performance of the Poisson unsupervised model using  $L_1$  and spike-and-slab. Apart from the application of the model to count data, the results show that the spike-and-slab model is

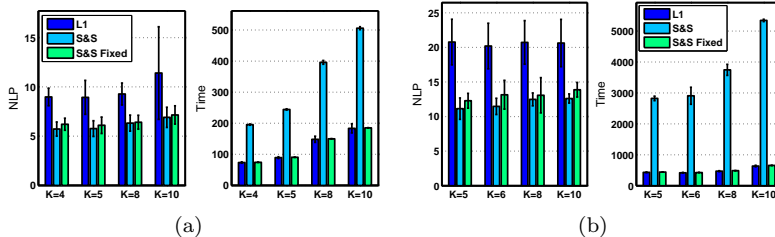


FIGURE 5. NLP and running times for (a) human judgements data (binary) (b) newsgroups data (counts). S&S fixed is the time-matched spike-and-slab performance.

$K$	$L_1$	Spike-Slab
5	$475 \pm 36$	$1446 \pm 24$
6	$483 \pm 57$	$1418 \pm 29$
8	$592 \pm 207$	$1400 \pm 18$
10	$934 \pm 440$	$1367 \pm 32$

TABLE 1. Num. of non-zeros in newsgroups reconstruction. The true number is 1436.

able to deal effectively with the sparse data and provides effective reconstructions and good predictive performance on held out data.

**Hapmap Data:** The data consists of Single Nucleotide Polymorphisms (SNPs) that indicate DNA sequence variations between individuals in a population<sup>1</sup>. We use the data from 100 individuals using 200 positions from chromosome 1. Figure 4(b) shows the performance of the spike-and-slab model and  $L_1$  (using the time-matched methodology described below). The spike-and-slab has performance similar to  $L_1$  in terms of RMSE at low  $K$ , but much better performance for large  $K$ .

The common lore when using MCMC is that it is dramatically slower than optimisation methods. At face value, a comparison of the running times of the spike-and-slab (run for 200 iterations) and  $L_1$  in figure 5 demonstrates this, with the spike-and-slab slower by a factor of 2.5 in the human judgement data set (more in the news data). But the performance when measured using predictive probability is dramatically better. The cross-validation procedure needed to set regularisation parameters  $\alpha$  and  $\beta$ , is computationally demanding due to the need to execute the optimisation for many combinations of parameters. This approach is also wasteful of data, since a separate validation data set is needed to make sensible choices of these values and to avoid model overfitting. While individual optimisations may be quick, the overall procedure can take an extended time, which depends on the granularity of the grid over which regularisation values are searched for. These parameters can be learnt in the Bayesian setting and have the advantage that we obtain information about the distribution of our latent variables, rather than point estimates and can have significantly better performance.

Figure 5 demonstrates this tradeoff between running time and performance of the optimisation and the Bayesian approaches.  $L_1$  was allowed to run to convergence and the spike-and-slab for 200 iterations. The Bayesian method is slower but produced significantly better reconstructions in both the human judgements and newsgroups data. The newsgroups data also highlights the ability of the Bayesian method to deal with sparse data. We considered the setting where we have a fixed time budget and fixed the running time for the spike-and-slab to that used by  $L_1$ . The result is shown (as S&S fixed) in figure 5, which shows that even with a fixed time budget, MCMC performs better in this setting. Table 1 shows that the number of non-zeroes in the reconstructions for various  $K$  for the newsgroups data, with the true number of non-zeroes being 1436.  $L_1$  is poor in learning the structure of this sparse data set, whereas the spike-and-slab is robust to the data sparsity.

All our results showed the spike-and-slab approach to have better performance than other methods compared in the same model class. The models based on the  $L_1$  norm or Bayesian models with continuous sparsity favouring priors enforce global shrinkage on parameters of the model. It is this property that induces the sparsity property, but which also results in the shrinkage of parameters of relevance to the data. This can be problematic in certain cases, such as the newsgroups dataset which resulted in overly sparse data reconstructions. The spike-and-slab prior has the ability to give both global and local shrinkage, thus allowing sparsity in the model parameters while not restricting the parameter values that contribute to explaining the data.

<sup>1</sup>Obtained from: <https://mathgen.stats.ox.ac.uk/impute/>



## 7. CONCLUSION

With the  $L_1$  norm a staple for problems in sparse learning, we have demonstrated that improved performance can be obtained by considering sparse Bayesian approaches. In particular, Bayesian learning with spike-and-slab priors consistently showed the best performance on held out data and produced accurate reconstructions, even in the large ‘ $p$ ’ paradigm or with restricted running times. By considering the broad family of unsupervised latent variable models, we developed a sparse generalised model and provided new sampling methods for sparse Bayesian learning using the spike-and-slab distribution. Importantly, we have provided the first comparison of sparse learning using three approaches: optimisation using the  $L_1$  norm, Bayesian learning using continuous sparsity favouring priors, and Bayesian learning using the spike-and-slab prior. We have also demonstrated our methods in diverse applications including text modelling, image coding and psychology showing the flexibility of the sparse models developed. These results show that Bayesian sparsity and spike-and-slab methods warrant a more prominent role and wider use in sparse modelling applications.

## References

- [1] R. Tibshirani. Regression shrinkage and selection via the LASSO. *JRSS B*, 58(1):267–288, 1996.
- [2] B. A. Olshausen and D. J. Field. Emergence of simple-cell receptive field properties by learning a sparse code for natural images. *Nature*, 381(6583):607–609, June 1996.
- [3] E. J. Candes. Compressive sampling. In *Proc. Int. Con. Math*, 2006.
- [4] S. A. van de Geer and P. Bühlmann. On the conditions used to prove oracle results for the Lasso. *Electronic Journal of Statistics*, 3:1360–1392, 2009.
- [5] N. G. Polson and J. G. Scott. Shrink globally, act locally: Sparse Bayesian regularization and prediction. In *Bayesian Statistics*, volume 9. 2010.
- [6] T. J. Mitchell and J. J. Beauchamp. Variable selection in linear regression (with discussion). *Journal of the American Statistical Association*, 83:1023–1036, 1988.
- [7] H. Ishwaran and J. S. Rao. Spike and Slab variable selection: Frequentist and Bayesian strategies. *Annals of Statistics*, 33(2):730–773, 2005.
- [8] M. Collins, S. Dasgupta, and R. Schapire. A generalization of principal components to the exponential family. In *NIPS 14*, pages 617 – 624, 2002.
- [9] S. Mohamed, K. Heller, and Z. Ghahramani. Bayesian exponential family PCA. In *NIPS 21*, 2008.
- [10] D. Dueck and B. Frey. Probabilistic sparse matrix factorization. Technical report, Univ. Toronto, 2004.
- [11] H. Lee, R. Raina, A. Teichman, and A. Y. Ng. Exponential family sparse coding with applications to self-taught learning. In *IJCAI’09*, pages 1113–1119, 2009.
- [12] C. M. Carvalho, J. Chang, J. E. Lucas, J. R. Nevins, Q. Wang, and M. West. High-dimensional sparse factor modeling: Applications in gene expression genomics. *J. Am. Stat. Ass.*, 103(484):1438–1456, 2008.
- [13] A. Levin, Y. Weiss, F. Durand, and W. T. Freeman. Understanding and evaluating blind deconvolution algorithms. In *CVPR*, 2009.
- [14] D. Wipf and S. Nagarajan. A new view of automatic relevance determination. In *NIPS 20*, 2008.
- [15] I. M. Johnstone and B. W. Silverman. Needles and straw in haystacks: Empirical Bayes estimates of possibly sparse sequences. *Ann. Stat.*, 32(4):1594–1694, 2004.
- [16] S. Lee, H. Lee, P. Abbeel, and A.Y. Ng. Efficient L1 regularized logistic regression. In *AAAI-06*. 2006.
- [17] M. Schmidt, G. Fung, and R. Rosales. Fast optimization methods for L1 regularization: A comparative study and two new approaches. In *ECML-2006*. Springer, 2007.
- [18] M. Seeger., F. Steinke, and K. Tsuda. Bayesian inference and optimal design in the sparse linear model. In *AISTATS 11*, pages 444–451, 2007.
- [19] S. Duane, A. D. Kennedy, B. J. Pendleton, and D. Roweth. Hybrid Monte Carlo. *Phys. Let. B*, 195, 1987.
- [20] R. M. Neal. Probabilistic inference using Markov Chain Monte Carlo methods. Technical report, U. Toronto, 1993.
- [21] D. J. C. MacKay. *Information Theory, Inference & Learning Algorithms*. Cambridge Press, 2003.
- [22] R. M. Neal. Slice sampling. *Ann. Stat.*, 31(3), 2003.
- [23] C. Guihenneuc-Jouyaux and J. Rousseau. Laplace expansions in markov chain monte carlo algorithms. *J. Comp. Grap. Stats*, 14(1):pp. 75–94, 2005.

- [24] A. d’Aspremont, L. El Ghaoui, M. I. Jordan, and G. R.G. Lanckriet. A direct formulation for sparse PCA using semidefinite programming. In *NIPS 17*, 2005.
- [25] C. M. Carvalho, N. G. Polson, and J. G. Scott. The horseshoe estimator for sparse signals. *Biometrika*, 97(2): 465–480, 2010.
- [26] R. B. O’Hara and M. J. Sillanpää. A review of Bayesian variable selections methods: What, how and which. *Bayesian Analysis*, 4(1):85 – 118, 2009.
- [27] C. Archambeau and F. Bach. Sparse probabilistic projections. In *NIPS*. 2009.
- [28] H. Zou, T. Hastie, and R. Tibshirani. Sparse pca. Technical report, Stanford U., 2004.
- [29] Ron Zass and Amnon Shashua. Nonnegative sparse PCA. In *NIPS*, pages 1561–1568, 2006.
- [30] E. M. Airoldi, D. M. Blei, S. E. Fienberg, and E. P. Xing. Mixed membership stochastic blockmodels. *Journal of Machine Learning Research*, 9:1981–2014, 2008.
- [31] N. Srebro, J. Rennie, and T. Jaakkola. Maximum margin matrix factorizations. In *NIPS 17*, 2005.
- [32] T. Griffiths and Z. Ghahramani. Infinite latent feature models and the Indian Buffet Process. In *NIPS 19*, 2006.
- [33] A. Courville, J. Bergstra, and Y. Bengio. A spike and slab restricted boltzmann machine. In *AISTATS 14*. 2010.
- [34] A. Kaban and E. Bingham. ICA-based binary feature construction. In *ICA 6*, 2006.
- [35] C. Kemp and J. B. Tenenbaum. The discovery of structural form. *PNAS*, 105(31):10687–10692, 2008.