

Sum rate analysis of a reduced feedback OFDMA system employing joint scheduling and diversity

Seong-Ho (Paul) Hur* *Student Member, IEEE*, Bhaskar D. Rao, *Fellow, IEEE*,

Abstract

We consider joint scheduling and diversity to enhance the benefits of multiuser diversity in an OFDMA system. The OFDMA spectrum is assumed to consist of N_{RB} resource blocks and the reduced feedback scheme consists of each user feeding back channel quality information (CQI) for only the best- N_{FB} resource blocks. Assuming largest normalized CQI scheduling and a general value for N_{FB} , we develop a unified framework to analyze the sum rate of the system for both the quantized and non-quantized CQI feedback schemes. Based on this framework, we provide closed-form expressions for the sum rate for three different multi-antenna transmitter schemes; Transmit antenna selection (TAS), orthogonal space time block codes (OSTBC) and cyclic delay diversity (CDD). Furthermore, we approximate the sum rate expression and determine the feedback ratio ($\frac{N_{\text{FB}}}{N_{\text{RB}}}$) required to achieve a sum rate comparable to the sum rate obtained by a full feedback scheme.

Index Terms

OFDMA, multiuser diversity, partial feedback, scheduling, sum rate.

EDICS Category

MSP: MIMO Communications and signal processing

MSP-CAPC: MIMO capacity and performance

MSP-MULT: MIMO multi-user and multi-access schemes

*: Corresponding author.

S. H. (Paul) Hur and B. D. Rao are with the Department of Electrical and Computer Engineering, University of California, San Diego (UCSD), 9500 Gilman Drive La Jolla, CA 92093 (e-mail: shhur@ucsd.edu, brao@ucsd.edu).

I. INTRODUCTION

Diversity is a common technique employed to mitigate the harmful effects of fading in a wireless channel and to achieve reliable communication [1]–[3]. This is achieved by creating and combining independent multiple copies of a signal between a transmitter and a receiver over various dimensions such as time, frequency and space [1]–[3]. On the other hand, when fading is viewed in a multiuser communication context and scheduling of users is introduced for sharing the common resources, multiuser diversity can be exploited to significantly increase the system throughput [4], [5]. To exploit multiuser diversity inherent in a wireless network with multiple users, it is necessary to schedule a transmission, at any scheduling instant, to a user with the best channel condition [4], [5], which is also known as opportunistic scheduling [6]. However, fairness becomes an issue in a system with asymmetric user fading statistics which leads to channel resources being dominated by strong users [5]. In order to provide fairness, in addition to exploiting multiuser diversity, a normalized signal to noise ratio (SNR)-based or channel quality information (CQI)-based scheduling scheme is considered [7]. This can be regarded as a form of proportional fair scheduling [8].

The gain from multiuser diversity usually increases with the number of independent users in a system and with a large dynamic range for the channel fluctuation within the time of the scheduling window [5], [9]. To enhance the sum rate of a system, joint consideration of scheduling and traditional diversity schemes such as transmit antenna selection (TAS) and maximal ratio combining (MRC) at a receiver is addressed in [10], [11] and the references therein. The basic principle of joint consideration is to enhance multiuser diversity by increasing the number of independent candidates for selection directly proportional to the number of transmit antennas [10], [11], or by increasing the variation in the channels between the transmitter and receivers as in the opportunistic beamforming methods [5], [9]. For the purpose of user scheduling and rate adaptation at the transmitter, information about the channel quality has to be fed back to the transmitter by the receivers. As the number of users as well as the antennas at the transmitter increases, the amount of feedback becomes large placing an enormous burden on the feedback link traffic. In particular, the amount of feedback may become prohibitive when we consider OFDMA systems which have emerged as the basic physical layer communication technology to meet the high data rate services in future wireless communication standards [12]. With the goal of exploiting frequency diversity in user scheduling, subcarriers in OFDMA systems are grouped into resource blocks and used as the basic unit for user scheduling [12]. When we consider joint scheduling and diversity in OFDMA systems, feedback may be needed for all the resource blocks as well as the antennas, which may easily overwhelm the

feedback link traffic even for a system with a small number of users. This motivates our research into schemes with reduced feedback.

Feedback reduction has received much interest in wireless communications research [13]. There are two main methods: feedback rate reduction related to quantization, and feedback number reduction related to reducing the number of parameters being fed back. See, for example, [14], [15] and references therein. For the feedback number reduction, a threshold-based technique is usually considered, so that only the users with a large probability of being scheduled feedback their information [16]. Let N_{RB} denote the total number of resource blocks in OFDMA systems or spatial degrees of freedom in a space division multiple access system. The feedback number reduction can be obtained by letting users feed back information about only the best- N_{FB} blocks or fewer modes when N_{FB} is smaller than N_{RB} [11], [17]–[19]. For OFDMA systems employing joint scheduling and diversity, the performance of schemes employing feedback about the best- N_{FB} blocks, for a general N_{FB} , has not been rigorously studied. Only the performance for a best-1 feedback ($N_{\text{FB}} = 1$) or a full feedback scheme ($N_{\text{FB}} = N_{\text{RB}}$) without consideration of diversity options are given in [17]. The analysis in [19] is for a general N_{FB} . However, it deals with a single-input single-output (SISO) system with quantized CQI feedback and consequently does not consider the various multi-antenna diversity techniques.

In this paper, we consider an OFDMA system employing joint scheduling as well as using a multi-antenna transmit diversity technique. Various diversity options are considered in this work; Transmit antenna selection (TAS), orthogonal space time block codes (OSTBC) and cyclic delay diversity (CDD). For rate adaptation and user scheduling, we assume that users feedback to the transmitter the CQI values of the best- N_{FB} resource blocks out of a total of N_{RB} values. For a practical variant of the feedback system, we also consider quantized CQI. The transmitter schedules a transmission in each resource block to a user with largest normalized CQI among users who provided feedback, where normalization is considered to assure fairness across users. We develop a unified framework consisting of four steps to analyze the sum rate of the system with partial feedback of either non-quantized or quantized CQI for a general N_{FB} , and present closed-form expressions.

Our results show that the performance gap between a full feedback scheme and a best-1 ($N_{\text{FB}} = 1$) feedback scheme is not negligible even when there are a moderate number of users. Then the question arises as to how many CQI values should be fed back to the transmitter to make the gap negligible while minimizing uplink feedback overhead. This issue is also addressed in our work based on the derived equations for the sum rate. Specifically, we approximate the sum rate ratio, *i.e.*, the ratio of the sum rate obtained by a partial feedback scheme to the sum rate obtained by a full feedback scheme. We express

the sum rate ratio as a function of the feedback ratio ($\frac{N_{\text{FB}}}{N_{\text{RB}}}$), *i.e.*, the amount of feedback normalized by the total number of blocks. We show that the sum rate ratio is approximately the same as the probability of the complement of a scheduling outage which corresponds to the case that no user provides CQI to the transmitter for a certain block. This enables us to provide a simple equation to determine the required feedback ratio for a pre-determined sum rate ratio. In the case of quantized CQI feedback, we also discuss a feedback design strategy to enhance the sum rate under a fixed feedback load.

In summary, the paper has three main contributions. First, we present the cumulative distribution function (CDF) for the SNR of a selected user in the best- N_{FB} feedback system. This result has a convenient form in terms of a *polynomial* of the CDF of each user's CQI, which is *amenable* to further analytical evaluation. Second, we develop a unified framework to analyze the sum rate of a reduced feedback OFDMA system employing joint scheduling and diversity, and derive closed-form expressions for both the non-quantized and quantized CQI feedback schemes. Third, we approximate the sum rate result and develop an analytical and simple expression for the required feedback ratio to achieve a pre-determined sum rate ratio.

This paper is organized as follows. In Section II, we describe the system model and provide an overview of the unified framework for the analysis. In Section III, we develop the framework and analyze the sum rate of the TAS scheme. In Section IV, we analyze the sum rate for both OSTBC and CDD schemes employing the framework. In Section V, we develop the relation between the sum rate ratio and feedback ratio, and derive the expression for the required feedback ratio. In Section VI, we show numerical results and they support the analytical results. We conclude in Section VII.

II. SYSTEM MODEL AND OVERVIEW OF THE FRAMEWORK

In this section, we first describe the system model and then provide an overview of the unified framework for the sum rate analysis.

A. System model

We consider a multiple-input single-output (MISO) complex Gaussian broadcast channel with one base station equipped with N_{T} transmit antennas and N_{U} users each equipped with a single antenna, as shown in Fig. 1. An OFDMA system is assumed. In a multiuser OFDMA system the throughput is larger when the resource allocation is flexible and has high granularity, *e.g.*, assignment at the individual subcarrier level. However, the complexity and feedback overhead can be prohibitive, calling for simpler approaches. In our work, the overall subcarriers are grouped into N_{RB} resource blocks (RB), and each block contains

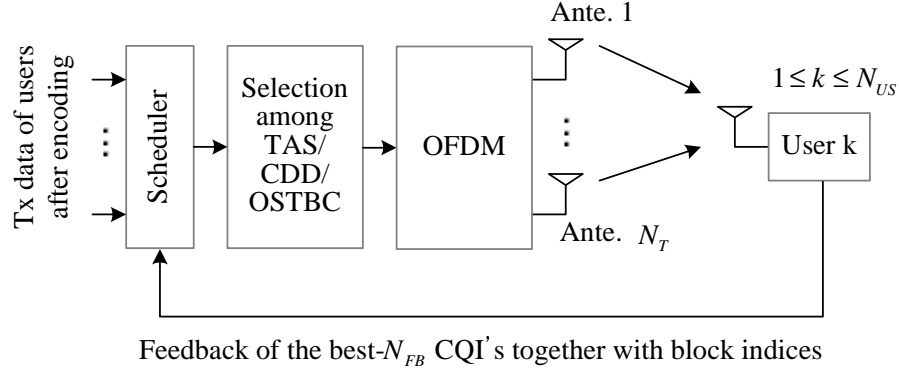


Fig. 1. System block diagram of a multiuser OFDMA system.

contiguous subcarriers. The assignment is done at the block level, *i.e.*, a resource block is assigned to a user. The block size is assumed to be known and in practice can be determined at the medium access control (MAC) layer taking into account the number of users. For this system, we showed in [9] that the optimal channel selectivity maximizing the sum rate is flat within each block and independent across blocks. We assume the optimal channel selectivity condition in our analysis of the system performance.

Let $H_{k,r,i}$ denote the channel between transmit antenna- i and the receive antenna of user- k for resource block- r , where $1 \leq k \leq N_{US}$, $1 \leq r \leq N_{RB}$ and $1 \leq i \leq N_T$. We assume that $H_{k,r,i}$ follows a complex Gaussian distribution, *i.e.*, $\mathcal{CN}(0, c_k)$,¹ where c_k denotes the average channel power of user- k and reflects the fact that the users are distributed asymmetrically. We assume that c_k for each user is known to the transmitter by infrequent feedback from users. We also assume that $H_{k,r,i}$ is independent across users (k), blocks (r) and transmit antennas (i). Then, the received signal of user- k at block- r satisfies the equation

$$y_{k,r} = H_{k,r} s_{k,r} + n_{k,r} \quad (1)$$

where $s_{k,r}$ is the transmitted symbol and $n_{k,r}$ is additive white Gaussian noise (AWGN) with $\mathcal{CN}(0, \sigma_w^2)$. We note that $H_{k,r}$ is the equivalent channel depending on the specific diversity technique and is a function of $H_{k,r,i}$, which will be shown in later sections.

For reliable and adaptive communication, the knowledge of the channel between the transmitter and receiver is required at the transmitter. For this purpose, we assume that channel quality information (CQI) of resource blocks is fed back from users to the transmitter. The feedback policy is that users measure CQI for each block at their receiver and feed back the CQI values of the best- N_{FB} resource blocks from

¹ $\mathcal{CN}(\mu, \sigma^2)$ denotes a circularly symmetric complex Gaussian distribution with mean μ and variance σ^2 .

among the total N_{RB} values [17]. Since we assume that the users are asymmetrically distributed in their average SNR, scheduling is based on CQI normalized by each user's mean value at the transmitter. For each block, the user with largest normalized CQI is chosen from among the users who fed back CQI to the transmitter for that block. If no user provides CQI for a certain block, *i.e.*, the case of a scheduling outage in the block [17], we assume that the transmitter does not utilize that block. However, one can easily incorporate other variations such as round-robin scheduling or a scheduling scheme which maintains the previously assigned user. For diversity, we consider three different multiple transmit antenna techniques; transmit antenna selection (TAS) [20], cyclic delay diversity (CDD) [21],² and orthogonal space time block codes (OSTBC) [22]. Let $Z_{k,r}$ denote CQI of user- k at block- r , which will be the starting point of the analysis. Then, $Z_{k,r}$ depends on the diversity technique, the noise variance and channel $H_{k,r,i}$.

As the number of users increases, the amount of feedback will be prohibitive for a full feedback scheme, *i.e.*, CQI feedback for all the resource blocks, so that we focus on the sum rate for partial feedback schemes with a general N_{FB} . Instead of investigating the asymptotic property of the sum rate for a very large or infinite number of users [23], [24], we focus on the exact sum rate for the system with a finite number of users. Specifically, we develop a unified framework consisting of four steps to analyze the sum rate of this system with partial feedback of either non-quantized or quantized CQI, and present closed-form expressions. An overview of the framework is provided next.

B. Overview of the unified framework

The framework for the sum rate analysis consists of four steps, where the n -th step is denoted as Step- n . We first discuss the analysis in the non-quantized CQI case. We find F_{Z_k} in Step-1, *i.e.*, the CDF of $Z_{k,r}$ which is the CQI of user- k at block- r at a receiver.³ This depends on the choice of the diversity technique. We find F_{Y_k} in Step-2, *i.e.*, the CDF of $Y_{k,r}$ denoting the SNR of user- k for resource block- r as seen by the transmitter as a consequence of partial feedback. We find $F_{X|\text{cond}}$ in Step-3, *i.e.*, the conditional CDF of X_r denoting the SNR of a selected user as a consequence of scheduling. The conditioning in Step-3 is related to the asymmetric user distribution in their average SNR and the number of contending users for the block. The important characteristics of $F_{X|\text{cond}}$ is that it has a convenient form

²For CDD, we consider that phases are multiplied on the basis of a block to maintain the characteristic of flat fading inside a block. In a strict sense, the scheme we consider is classified as CDD when the block consists of a single subcarrier, and as the frequency domain opportunistic beamforming when the block consists of more than one subcarriers [5].

³Since we assume that blocks are identically distributed, for notational simplicity, we omit r in $F_{Z_{k,r}}$, which is also the case for other notations of CDFs.

in terms of a *polynomial in F_{Z_k}* , which is *amenable* to further integration to obtain the sum rate in Step-4. Thus, once we find F_{Z_k} and we have the integration result for a throughput equation with respect to an arbitrary power of $F_{Z_k}(x)$, *i.e.*, $\int_0^\infty \log_2(1+x) d\{F_{Z_k}(x)\}^n$ for an arbitrary positive integer n , we can obtain closed-form sum rate expressions in a straightforward manner.

In the quantized CQI case, following the same approach as the first two steps in the non-quantized case, we find F_W , the CDF of $W_{k,r}$ denoting the normalized CQI at a receiver and F_U , the CDF of $U_{k,r}$ denoting the normalized CQI as seen by the transmitter. Then, we find $P_{X_r^Q|\text{cond}}$ in Step-3, *i.e.*, the conditional probability mass function (PMF) of X_r^Q , the SNR of a selected user. By taking an average of throughputs over the PMF found, we can obtain closed-form sum rate expressions in Step-4. For easy reference, we summarize the steps in Table I.

TABLE I
THE MAIN STEPS FOR THE UNIFIED FRAMEWORK TO OBTAIN THE SUM RATE.

Framework	Non-quantized CQI feedback		Quantized CQI feedback	
	Random variable	Output	Random variable	Output
Step-1	$Z_{k,r}$: CQI at a receiver	F_{Z_k}	$W_{k,r}$: Normalized CQI at a receiver	F_W
Step-2	$Y_{k,r}$: SNR seen at a transmitter	F_{Y_k}	$U_{k,r}$: Normalized CQI seen at a transmitter	F_U
Step-3	X_r : SNR of a selected user	$F_{X \text{cond}}$	X_r^Q : SNR of a selected user	$P_{X^Q \text{cond}}$
Step-4	$\mathbb{E}_{\text{cond}}\mathbb{E}_{X_r}[\log_2(1+X_r) \text{cond}]$		$\mathbb{E}_{\text{cond}}\mathbb{E}_{X_r^Q}[\log_2(1+X_r^Q) \text{cond}]$	

k : user index, r : block index.

In summary, Step-1 of the unified framework depends on the diversity technique. The next two steps (Step-2 and Step-3) depend on the feedback and scheduling policy. Step-4 involves evaluating the performance measure. We explain the procedure by providing details of the four steps for the TAS scheme in Section III. Then in Section IV, we focus on finding the CDF of $Z_{k,r}$ in Step-1 for OSTBC and CDD. Step-2 and Step-3 do not require much additional effort, and we provide the sum rate result utilizing Step-4.

III. SUM RATE ANALYSIS WITH APPLICATION TO TAS

In this section, we explain the details of the framework, consisting of the four steps in Table I, with application to the transmit antenna selection (TAS)-based diversity scheme for both non-quantized CQI and quantized CQI.

A. Sum rate analysis for non-quantized CQI

1) *Step-1, finding $F_{Z_k}(x)$* : This step consists of finding the distribution of CQI. In TAS, a transmit antenna with the best channel condition among all the transmit antennas is selected for transmission [20]. Thus, the equivalent channel at block- r of user- k is a channel with maximum CQI across transmit antennas, *i.e.*, $H_{k,r} = H_{k,r,i^*}$ where $i^* = \arg \max_{1 \leq i \leq N_T} |H_{k,r,i}|^2$. Since we assume that $H_{k,r,i}$ follows $\mathcal{CN}(0, c_k)$, $|H_{k,r,i}|^2$ follows the Gamma distribution $\mathcal{G}(1, \frac{1}{c_k})$ [25, (17.6)]. Here, $\mathcal{G}(\alpha, \beta)$ denotes the Gamma distribution whose CDF is given by [25, (17.3)]

$$F(x) = \tilde{\Gamma}(\alpha, \beta x) = \frac{1}{\Gamma(\alpha)} \int_0^{\beta x} t^{\alpha-1} e^{-t} dt, \quad (2)$$

where $\tilde{\Gamma}(\cdot, \cdot)$ is the incomplete Gamma function ratio given by $\tilde{\Gamma}(a, x) = \frac{1}{\Gamma(a)} \int_0^x t^{a-1} e^{-t} dt$ [25, (17.3)] and $\Gamma(\cdot)$ is the Gamma function given by $\Gamma(a) = \int_0^\infty t^{a-1} e^{-t} dt$ [26]. Then, equivalent CQI in TAS is $Z_{k,r} = |H_{k,r}|^2 = \max_{1 \leq i \leq N_T} |H_{k,r,i}|^2$. From the assumption of the independent and identical distribution (*i.i.d.*) for $H_{k,r,i}$'s in i , the CDF of $Z_{k,r}$ is given by

$$F_{Z_k}(x) = \Pr \{Z_{k,r} \leq x\} \stackrel{(a)}{=} [\Pr \{|H_{k,r,i}|^2 \leq x\}]^{N_T} \stackrel{(b)}{=} [\tilde{\Gamma}(1, \frac{x}{c_k})]^{N_T} \quad (3)$$

where (a) follows from the order statistics [27, 2.1.1] that $Z_{k,r}$ is the maximum of independent $|H_{k,r,i}|^2$'s, and (b) follows from the fact that $|H_{k,r,i}|^2$ has the distribution $\mathcal{G}(1, \frac{1}{c_k})$. We note that the SNR at block- r of user- k is $\text{SNR}_{k,r} = \rho Z_{k,r}$ where $\rho = P/\sigma_w^2$ when the total transmit power is P .

2) *Step-2, finding $F_{Y_k}(x)$* : This step considers the distribution of CQI as a result of partial feedback. As a reminder, each user feeds back the best- N_{FB} CQI values to the transmitter. Let $Z_{k,(\ell)}$ denote the order statistics of $Z_{k,r}$'s of user- k , where $Z_{k,(1)} \leq \dots \leq Z_{k,(N_{\text{RB}})}$. Then, the feedback scheme is equivalent to each user determining the order statistics for its CQI and feeding back CQI $Z_{k,(\ell)}$'s, for $N_{\text{RB}} - N_{\text{FB}} + 1 \leq \ell \leq N_{\text{RB}}$ and the corresponding resource block indices. Let $Y_{k,r}$ denote the SNR corresponding to received CQI at the transmitter for user- k at block- r through feedback. If user- k provides feedback containing CQI for block- r , then based on the *i.i.d.* assumption of $Z_{k,r}$'s in r , the SNR $Y_{k,r}$ viewed from the transmitter can be interpreted as any one of the best- N_{FB} values multiplied by ρ . To capture this aspect, let $R_{k,r}$ denote a random variable with a probability mass function of $\Pr\{R_{k,r} = \ell\} = \frac{1}{N_{\text{FB}}}$, for $N_{\text{RB}} - N_{\text{FB}} + 1 \leq \ell \leq N_{\text{RB}}$. Then $Y_{k,r}$ is given by

$$Y_{k,r} = \rho Z_{k,(R_{k,r})}. \quad (4)$$

The CDF of $Y_{k,r}$, $F_{Y_k}(x)$, is given in the following lemma.

Lemma 1: For $F_{Z_k}(x)$ in (3), the CDF of $Y_{k,r}$ in (4) is given by

$$F_{Y_k}(x) = \sum_{m=0}^{N_{\text{FB}}-1} e_1(N_{\text{RB}}, N_{\text{FB}}, m) \{F_{Z_k}(\frac{x}{\rho})\}^{N_{\text{RB}}-m} \quad (5)$$

where

$$e_1(N_{\text{RB}}, N_{\text{FB}}, m) = \sum_{\ell=m}^{N_{\text{FB}}-1} \frac{N_{\text{FB}}-\ell}{N_{\text{FB}}} \binom{N_{\text{RB}}}{\ell} \binom{\ell}{m} (-1)^{\ell-m}. \quad (6)$$

Proof: See Appendix A. ■

Corollary 1: When $N_{\text{FB}} = N_{\text{RB}}$ (i.e., full feedback), $e_1(N_{\text{RB}}, N_{\text{RB}}, m) = 1$ for $m = N_{\text{RB}} - 1$, and 0 otherwise.

Proof: See Appendix B. ■

For example in best-1 feedback ($N_{\text{FB}} = 1$), since $e_1(N_{\text{RB}}, 1, m)$ is only non-zero for $m = 0$ and the value is 1, we can verify that (5) reduces to $F_{Y_k}(x) = \{F_{Z_k}(\frac{x}{\rho})\}^{N_{\text{RB}}}$, which confirms $Y_{k,r} = \rho \times \max_{1 \leq r' \leq N_{\text{RB}}} Z_{k,r'}$ [27, 2.1.1]. In full feedback ($N_{\text{FB}} = N_{\text{RB}}$), since $e_1(N_{\text{RB}}, N_{\text{RB}}, m) = 1$ for $m = N_{\text{RB}} - 1$ and zero otherwise from Corollary 1, we can verify that (5) reduces to $F_{Y_k}(x) = F_{Z_k}(\frac{x}{\rho})$, which confirms that $Y_{k,r} = \rho Z_{k,r}$. That is, $Y_{k,r}$ has the same statistics as $\text{SNR}_{k,r}$ for full feedback.

3) *Step-3, finding the conditional CDF of X_r :* This step involves finding the distribution of the SNR of the channel of the user selected in the scheduling step based on partial feedback. Since a channel is assumed to be *i.i.d.* across the resource blocks for each user, the probability that a user provides the transmitter with CQI for block- r is $\frac{N_{\text{FB}}}{N_{\text{RB}}}$. Let S_r denote a set of users who provided CQI to the transmitter for block- r . Since the channel is independent across users, the number of users who provided CQI at block- r , i.e., $|S_r|$, follows the binomial distribution with the probability mass function [28]

$$\Pr\{|S_r| = n\} = \binom{N_{\text{US}}}{n} \left(\frac{N_{\text{FB}}}{N_{\text{RB}}}\right)^n \left(1 - \frac{N_{\text{FB}}}{N_{\text{RB}}}\right)^{N_{\text{US}}-n}, \quad 0 \leq n \leq N_{\text{US}}. \quad (7)$$

For Step-3 related to the *user selection* in Table I, let $U_{k,r} = \frac{Y_{k,r}}{\rho c_k}$, i.e., normalized CQI of user- k in block- r viewed at the transmitter. Based on the scheduling policy, a user with the largest $U_{k,r}$ among users in S_r is scheduled on block- r by the transmitter. In our assumption, $Y_{k,r}$'s are independent but not identically distributed in k due to the different average SNR distribution (i.e., different c_k) across users. However, $U_{k,r}$'s are *i.i.d.* in k as well because they are normalized by their average SNR, i.e., ρc_k . Let k_r^* denote a random variable representing a selected user for transmission on block- r by the transmitter and X_r be the SNR of the selected user. Since, in our model we do not utilize a block when $|S_r| = 0$, we concentrate on the case $|S_r| \neq 0$. Note that $|S_r| = 0$ corresponds to a scheduling outage. Then, it is shown in Appendix C that the conditional CDF of X_r is given by

$$F_{X_r | k_r^*=k, |S_r|=n}(x) = \{F_{Y_k}(x)\}^n. \quad (8)$$

Since $F_{Y_k}(x) = F_{Z_k}(\frac{x}{\rho})$ for full feedback ($N_{\text{FB}} = N_{\text{RB}}$) and $F_{Y_k}(x) = \{F_{Z_k}(\frac{x}{\rho})\}^{N_{\text{RB}}}$ for best-1 feedback

($N_{\text{FB}} = 1$), for these two special cases we have

$$F_{X|k_r^*=k, |S_r|=n}(x) = \begin{cases} \left[F_{Z_k}\left(\frac{x}{\rho}\right) \right]^n & : \text{Full FB} \\ \left[F_{Z_k}\left(\frac{x}{\rho}\right) \right]^{nN_{\text{RB}}} & : \text{Best-1 FB} \end{cases} \quad (9)$$

with $F_{Z_k}(x)$ given in (3). For the general case, substituting $F_{Y_k}(x)$ from Lemma 1 into (8), we have the following result.

Lemma 2: For $F_{Z_k}(x)$ in (3), the conditional CDF of X_r in (8) is given by

$$F_{X|k_r^*=k, |S_r|=n}(x) = \sum_{m=0}^{n(N_{\text{FB}}-1)} e_2(N_{\text{RB}}, N_{\text{FB}}, n, m) \left\{ F_{Z_k}\left(\frac{x}{\rho}\right) \right\}^{nN_{\text{RB}}-m} \quad (10)$$

where $e_2(N_{\text{RB}}, N_{\text{FB}}, n, m)$ is given by

$$e_2(N_{\text{RB}}, N_{\text{FB}}, n, m) = \begin{cases} \{e_1(N_{\text{RB}}, N_{\text{FB}}, 0)\}^n, & m = 0 \\ \frac{1}{m e_1(N_{\text{RB}}, N_{\text{FB}}, 0)} \sum_{\ell=1}^{\min\{m, N_{\text{FB}}-1\}} \{(n+1)\ell - m\} \\ \quad \times e_1(N_{\text{RB}}, N_{\text{FB}}, \ell) e_2(N_{\text{RB}}, N_{\text{FB}}, n, m-\ell), & 1 \leq m < n(N_{\text{FB}}-1) \\ \{e_1(N_{\text{RB}}, N_{\text{FB}}, N_{\text{FB}}-1)\}^n, & m = n(N_{\text{FB}}-1). \end{cases} \quad (11)$$

Proof: See Appendix D. ■

4) *Step-4, finding the sum rate:* Now we use the derived CDF to obtain the sum rate of the OFDMA system. Since blocks are identically distributed, the sum rate is $R_{\text{SUM}} = \frac{1}{N_{\text{RB}}} \sum_{r=1}^{N_{\text{RB}}} \mathbb{E}[\log(1 + X_r)] = \mathbb{E}[\log(1 + X_r)]$. From the property of the conditional expectation [28], we have

$$R_{\text{SUM}} = \mathbb{E}_{k_r^*} \mathbb{E}_{|S_r|} \left[\mathbb{E}_{X_r} [\log(1 + X_r) \mid |S_r| = 0] + \mathbb{E}_{X_r} [\log(1 + X_r) \mid |S_r| \neq 0] \right]. \quad (12)$$

Since $X_r = 0$ when $|S_r| = 0$, the first term is zero and does not contribute to the sum rate. Other variations on the scheduling when there is a scheduling outage, as mentioned in Section II-A, can be readily incorporated into the first term. Concentrating on the second term, the sum rate is further developed as follows:

$$\begin{aligned} R_{\text{SUM}} &= \mathbb{E}_{k_r^*} \mathbb{E}_{|S_r|} \left[\int_0^\infty \log(1+x) d\left\{ F_{X|k_r^*=k, |S_r|=n}(x) \right\} \mid |S_r| = n \neq 0 \right] \\ &\stackrel{(a)}{=} \mathbb{E}_{k_r^*} \mathbb{E}_{|S_r|} \left[\sum_{m=0}^{n(N_{\text{FB}}-1)} e_2(N_{\text{RB}}, N_{\text{FB}}, n, m) \int_0^\infty \log(1+x) d\left\{ F_{Z_k}\left(\frac{x}{\rho}\right) \right\}^{nN_{\text{RB}}-m} \mid |S_r| = n \neq 0 \right] \\ &\stackrel{(b)}{=} \frac{1}{N_{\text{US}}} \sum_{k=1}^{N_{\text{US}}} \sum_{n=1}^{N_{\text{US}}} \binom{N_{\text{US}}}{n} \left(\frac{N_{\text{FB}}}{N_{\text{RB}}}\right)^n \left(1 - \frac{N_{\text{FB}}}{N_{\text{RB}}}\right)^{N_{\text{US}}-n} \sum_{m=0}^{n(N_{\text{FB}}-1)} e_2(N_{\text{RB}}, N_{\text{FB}}, n, m) I_1\left(1, \frac{1}{\rho c_k}, (nN_{\text{RB}} - m)N_T\right), \end{aligned} \quad (13)$$

where (a) follows from the conditional CDF of X_r in (10); (b) follows from the fact that the PMF $\Pr\{k_r^* = k\} = \frac{1}{N_{\text{US}}}$, because $U_{k,r}$ for user selection is *i.i.d.* in k , and $\Pr\{|S_r| = n\}$ is given by (7), and that we have the following integration identity for the CDF $F_z(x)$ with the form given in (2) [10]

$$\int_0^\infty \log(1+x) d\{F_z(x)\}^n = I_1(\alpha, \beta, n). \quad (14)$$

It is shown in Appendix E that $I_1(x, y, z)$ is given by

$$\frac{z}{(x-1)! \ln 2} \sum_{k=0}^{z-1} (-1)^k \binom{z-1}{k} \sum_{i=0}^{k(x-1)} b_{k,i} \frac{(x+i-1)!}{(k+1)^{x+i}} \sum_{\ell=0}^{x+i-1} \{(k+1)y\}^\ell \Gamma(-\ell, (k+1)y) e^{(k+1)y} \quad (15)$$

where $\Gamma(a, x) = \int_x^\infty t^{a-1} e^{-t} dt$ is the incomplete Gamma function [26, 8.350.2] and

$$b_{k,i} = \begin{cases} 1, & i = 0 \\ \frac{1}{i} \sum_{n=1}^{\min\{i, x-1\}} \frac{n(k+1)-i}{n!} b_{k, i-n}, & 1 \leq i < k(x-1) \\ \frac{1}{[(x-1)!]^k}, & i = k(x-1) \end{cases} \quad (16)$$

When $x = 1$, $I_1(x, y, z)$ is further reduced to [10], [29]

$$I_1(1, y, z) = \frac{1}{\ln 2} \sum_{k=1}^z (-1)^{k-1} \binom{z}{k} \Gamma(0, ky) e^{ky}. \quad (17)$$

We note that the conditional CDF of X_r in (10) is amenable to the integration since it is represented in terms of a polynomial in $F_{z_k}(x)$ and we have the integration result in (14). Although we can represent the incomplete Gamma function in (15) using a finite summation as in [10] and [30], *i.e.*, $\Gamma(-\ell, (k+1)y) = \frac{(-1)^\ell}{\ell!} [\Gamma(0, (k+1)y) - e^{-(k+1)y} \sum_{m=0}^{\ell-1} \frac{(-1)^m m!}{\{(k+1)y\}^{m+1}}]$, we note that the form in (15) is much more appropriate for easy, fast and precise evaluation especially for large z , which is related to N_{RB} , N_{US} , and N_{T} .

The expression can be simplified to obtain the sum rate for the special cases of best-1 and full feedback.

$$R_{\text{SUM}} = \begin{cases} \frac{1}{N_{\text{US}}} \sum_{k=1}^{N_{\text{US}}} I_1(1, \frac{1}{\rho c_k}, N_{\text{US}} N_{\text{T}}) & : \text{Full FB} \\ \frac{1}{N_{\text{US}}} \sum_{k=1}^{N_{\text{US}}} \sum_{n=1}^{N_{\text{US}}} \binom{N_{\text{US}}}{n} \left(\frac{1}{N_{\text{RB}}}\right)^n \left(1 - \frac{1}{N_{\text{RB}}}\right)^{N_{\text{US}}-n} I_1(1, \frac{1}{\rho c_k}, n N_{\text{RB}} N_{\text{T}}) & : \text{Best-1 FB} \end{cases} \quad (18)$$

B. Sum rate analysis for quantized CQI

In this subsection, we provide the sum rate for the partial feedback TAS-system with quantized CQI.

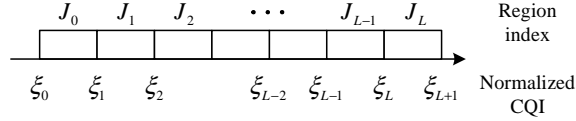


Fig. 2. Quantization region for normalized CQI. ($\xi_0 = 0$, $\xi_{L+1} = \infty$)

1) *Feedback procedure and scheduling for the quantized system*: For quantization purposes, it is useful to work with normalized CQI defined as $W_{k,r} = \frac{Z_{k,r}}{c_k}$. Each user computes $W_{k,r}$ for all the resource blocks and finds the best- N_{FB} $W_{k,r}$'s. Then, each user quantizes the selected $W_{k,r}$ values using a quantization policy depicted in Fig. 2. In the figure, J_ℓ for $0 \leq \ell \leq L$ denotes the quantization region index and ξ_ℓ denotes the boundary value between regions. More specifically, quantization is done as follows:

$$q_{k,r} = Q(W_{k,r}) = J_\ell, \quad \text{if } \xi_\ell \leq W_{k,r} < \xi_{\ell+1}. \quad (19)$$

Then, each user feeds back the quantized region indices $q_{k,r}$'s for the selected best- N_{FB} blocks to the transmitter together with the corresponding resource block indices. To exploit multiuser diversity as in the non-quantized CQI case, we assume for the scheduling policy that the transmitter schedules a transmission for each block to a user with the largest quantization region index. When multiple users provide the same quantization index, the transmitter randomly selects a user.

2) *Step-1, finding $F_W(x)$* : The step is related to determining the distribution of normalized CQI. Since normalized CQI is $W_{k,r} = \frac{Z_{k,r}}{c_k}$ and $\Pr\{W_{k,r} \leq x\} = \Pr\{Z_{k,r} \leq c_k x\}$, the CDF of $W_{k,r}$ with the TAS diversity scheme is given from (3) by

$$F_W(x) = F_{Z_k}(c_k x) = \{\tilde{\Gamma}(1, x)\}^{N_T}. \quad (20)$$

3) *Step-2, finding $F_U(x)$* : The step is related to the feedback policy and involves determining the order statistics for normalized CQI, $W_{k,(1)} \leq \dots \leq W_{k,(N_{\text{RB}})}$, quantizing $W_{k,(\ell)}$ for $N_{\text{RB}} - N_{\text{FB}} + 1 \leq \ell \leq N_{\text{RB}}$, and sending back the corresponding quantized region indices together with block indices. Defining $U_{k,r} = \frac{Y_{k,r}}{\rho c_k}$, from Section III-A3 it denotes normalized CQI as seen by the transmitter. Since $\Pr\{U_{k,r} \leq x\} = \Pr\{Y_{k,r} \leq \rho c_k x\}$, the CDF of $U_{k,r}$ in TAS is given by

$$F_U(x) = F_{Y_k}(\rho c_k x) \stackrel{(a)}{=} \sum_{m=0}^{N_{\text{FB}}-1} e_1(N_{\text{RB}}, N_{\text{FB}}, m) \{\tilde{\Gamma}(1, x)\}^{(N_{\text{RB}}-m)N_T} \quad (21)$$

where (a) follows from (5) and (20), and $e_1(N_{\text{RB}}, N_{\text{FB}}, m)$ is given in (6).⁴ For the two special cases, we have $F_U(x) = \{\tilde{\Gamma}(1, x)\}^{N_{\text{T}}}$ for full feedback ($N_{\text{FB}} = N_{\text{RB}}$) from Corollary 1 and $F_U(x) = \{\tilde{\Gamma}(1, x)\}^{N_{\text{RB}}N_{\text{T}}}$ for best-1 feedback ($N_{\text{FB}} = 1$).

Let $U_{k,r}^{\text{Q}}$ denote the quantization index received at the transmitter through feedback, which is equivalent to quantizing $U_{k,r}$ based on the policy in (19). The distribution of $U_{k,r}^{\text{Q}}$ can be readily determined from the distribution of $U_{k,r}$ given above. It is shown in Appendix F that $U_{k,r}^{\text{Q}}$ is *i.i.d.* in k and r . Then, a user with the largest $U_{k,r}^{\text{Q}}$ is selected for block- r by the transmitter in the next step.

4) *Step-3, finding the conditional PMF of X_r^{Q}* : Let X_r^{Q} denote the SNR of a user selected for a transmission in block- r . Suppose that n users provided the quantization index for block- r , *i.e.*, $|S_r| = n$ recalling that S_r denotes the set of those users. We note that the probability for each user to be selected is equal since $U_{k,r}^{\text{Q}}$'s are *i.i.d.* across users. For the selected quantization index to be J_ℓ , no one should provide a larger quantization index than J_ℓ (*i.e.*, $U_{k,r}^{\text{Q}} \leq J_\ell$) and at least one user should provide the quantization index equal to J_ℓ . Thus, it is shown in Appendix G that the conditional PMF of X_r^{Q} is given by

$$\Pr\{X_r^{\text{Q}} = \rho c_k \xi_\ell \mid |S_r| = n\} = \frac{1}{N_{\text{US}}} [\{F_U(\xi_{\ell+1})\}^n - \{F_U(\xi_\ell)\}^n], \quad 1 \leq k \leq N_{\text{US}}, \quad 0 \leq \ell \leq L. \quad (22)$$

5) *Step-4, finding the sum rate*: To calculate the sum rate, we assume that the modulation level for the transmission to the selected user- k is assumed to be determined as $\log(1 + \rho c_k \xi_\ell)$ so as to prevent an outage of the link when user- k with a quantization level J_ℓ is selected. It is shown in Appendix H that the sum rate is given by

$$R_{\text{SUM}} = \mathbb{E}[\log(1 + X_r^{\text{Q}})] = \sum_{k=1}^{N_{\text{US}}} \sum_{\ell=1}^L \frac{\log_2(1 + \rho c_k \xi_\ell)}{N_{\text{US}}} \times I_2 \left(F_U(\xi_\ell), F_U(\xi_{\ell+1}), N_{\text{US}}, \frac{N_{\text{FB}}}{N_{\text{RB}}} \right), \quad (23)$$

where $I_2(x, y, z, r)$ is given by

$$I_2(x, y, z, r) = \{1 - r(1 - y)\}^z - \{1 - r(1 - x)\}^z. \quad (24)$$

For full feedback as a special case, we have

$$R_{\text{SUM}} = \frac{1}{N_{\text{US}}} \sum_{k=1}^{N_{\text{US}}} \sum_{\ell=0}^L \log(1 + \rho c_k \xi_\ell) \left[\{F_U(\xi_{\ell+1})\}^{N_{\text{US}}} - \{F_U(\xi_\ell)\}^{N_{\text{US}}} \right]. \quad (25)$$

IV. SUM RATE ANALYSIS WITH APPLICATION TO OSTBC AND CDD

Since the diversity technique affects the distribution of $Z_{k,r}$ or $W_{k,r}$ in Step-1, we focus in this section on deriving F_{Z_k} and F_W for OSTBC and CDD. Step-2 and Step-3 from the TAS analysis can be adopted with no change. Then, we can obtain the sum rate by carrying out Step-4.

⁴ $F_U(x) \triangleq F_{U_{k,r}}(x)$ for notational simplicity since $U_{k,r}$'s are *i.i.d.* in k and r .

A. Sum rate for the orthogonal space time block codes (OSTBC) scheme

1) *Sum rate for non-quantized CQI feedback:* For the equal power transmission from each antenna in OSTBC, effective CQI of user- k at block- r is given by the square of the 2-norm of a channel vector from the transmit antennas normalized by the number of transmit antennas [22], [29], *i.e.*,

$$Z_{k,r} = |H_{k,r}|^2 = \frac{1}{N_T} \sum_{i=1}^{N_T} |H_{k,r,i}|^2. \quad (26)$$

Since we assume that $H_{k,r,i}$ follows $\mathcal{CN}(0, c_k)$, $|H_{k,r,i}|^2$ follows the Gamma distribution $\mathcal{G}(1, \frac{1}{c_k})$ [25, (17.6)]. The sum of n *i.i.d.* random variables with $\mathcal{G}(\alpha, \beta)$ follows the Gamma distribution $\mathcal{G}(n\alpha, \beta)$ [31, 2-1-110] and a Gamma distributed random variable with $\mathcal{G}(\alpha, \beta)$ multiplied by a constant c follows the distribution of $\mathcal{G}(\alpha, \frac{\beta}{c})$.⁵ Therefore, CQI $Z_{k,r}$ in (26) follows the Gamma distribution with $\mathcal{G}(N_T, \frac{N_T}{c_k})$. Thus, the CDF of $Z_{k,r}$ for Step-1 is given from (2) by

$$F_{Z_k}(x) = \tilde{\Gamma}(N_T, \frac{N_T x}{c_k}). \quad (27)$$

Since the feedback policy and the scheduling policy in OSTBC are the same as in TAS, we can follow the same next two steps, specifically Step-2 in Section III-A2 and Step-3 in Section III-A3. Then, we obtain the conditional CDF of X_r , the SNR of a selected user in block- r , which is given for the general case in (10) and for two special cases in (9) where $F_{Z_k}(x)$ is to be replaced by (27).

We can carry out Step-4 by again exploiting the fact that the conditional CDF in (10) is represented in terms of a polynomial in $F_{Z_k}(x)$ in (27) and using the integration identity in (14). The sum rate $\mathbb{E}[\log(1 + X_r)]$ of OSTBC for the general case of N_{FB} can be shown to be given by

$$R_{\text{SUM}} = \frac{1}{N_{\text{US}}} \sum_{k=1}^{N_{\text{US}}} \sum_{n=1}^{N_{\text{US}}} \binom{N_{\text{US}}}{n} \left(\frac{N_{\text{FB}}}{N_{\text{RB}}}\right)^n \left(1 - \frac{N_{\text{FB}}}{N_{\text{RB}}}\right)^{N_{\text{US}}-n} \sum_{m=0}^{n(N_{\text{FB}}-1)} e_2(N_{\text{RB}}, N_{\text{FB}}, n, m) I_1(N_T, \frac{N_T}{\rho c_k}, nN_{\text{RB}} - m). \quad (28)$$

From (9) and (14), we have the sum rate for two special cases (*i.e.*, $N_{\text{FB}} = N_{\text{RB}}$ and $N_{\text{FB}} = 1$) as

$$R_{\text{SUM}} = \begin{cases} \frac{1}{N_{\text{US}}} \sum_{k=1}^{N_{\text{US}}} I_1(N_T, \frac{N_T}{\rho c_k}, N_{\text{US}}) & : \text{Full FB} \\ \frac{1}{N_{\text{US}}} \sum_{k=1}^{N_{\text{US}}} \sum_{n=1}^{N_{\text{US}}} \binom{N_{\text{US}}}{n} \left(\frac{1}{N_{\text{RB}}}\right)^n \left(1 - \frac{1}{N_{\text{RB}}}\right)^{N_{\text{US}}-n} I_1(N_T, \frac{N_T}{\rho c_k}, nN_{\text{RB}}) & : \text{Best-1 FB} \end{cases}. \quad (29)$$

Since the maximum code rate for complex OSTBC is 1 only for $N_T = 2$ and less than 1 otherwise [32], we note that the exact sum rate can be obtained by multiplying the code rate, *i.e.*, multiplying $\frac{3}{4}$ for $N_T = 3$ and 4.

⁵For $Y = cX$ where X follows $\mathcal{G}(\alpha, \beta)$, since $F_X(x) = \tilde{\Gamma}(\alpha, \beta x)$ from (2), $F_Y(x) = \Pr\{cX \leq x\} = \Pr\{X \leq \frac{x}{c}\} = F_X(\frac{x}{c}) = \tilde{\Gamma}(\alpha, \frac{\beta x}{c})$, which means that Y follows $\mathcal{G}(\alpha, \frac{\beta}{c})$.

2) *Sum rate for quantized CQI feedback:* We consider the same policy for quantization, feedback, and scheduling as that in Section III-B1. Since normalized CQI is $W_{k,r} = \frac{Z_{k,r}}{c_k}$ and $\Pr\{W_{k,r} \leq x\} = \Pr\{Z_{k,r} \leq c_k x\}$, the CDF of $W_{k,r}$ in OSTBC for Step-1 is given from (27) by

$$F_W(x) = F_{Z_k}(c_k x) = \tilde{\Gamma}(N_T, N_T x). \quad (30)$$

Normalized CQI viewed at the transmitter for user- k at block- r is $U_{k,r} = \frac{Y_{k,r}}{\rho c_k}$. As in Step-2 in Section III-B3, the CDF of $U_{k,r}$ for OSTBC is given by

$$F_U(x) = F_{Y_k}(\rho c_k x) \stackrel{(a)}{=} \sum_{m=0}^{N_{\text{FB}}-1} e_1(N_{\text{RB}}, N_{\text{FB}}, m) \{\tilde{\Gamma}(N_T, N_T x)\}^{N_{\text{RB}}-m} \quad (31)$$

where (a) follows from (5) and (30), and $e_1(N_{\text{RB}}, N_{\text{FB}}, m)$ is given in (6). For the two special cases, we have $F_U(x) = \tilde{\Gamma}(N_T, N_T x)$ for full feedback ($N_{\text{FB}} = N_{\text{RB}}$), and $\{\tilde{\Gamma}(N_T, N_T x)\}^{N_{\text{RB}}}$ for best-1 feedback ($N_{\text{FB}} = 1$). Since the conditional PMF of the SNR for a selected user for Step-3 is the same as (22), the sum rate of OSTBC has the same form as (23) where $F_U(x)$ in (31) is to be substituted.

B. Sum rate for the cyclic delay diversity (CDD)

1) *Sum rate for non-quantized CQI feedback:* As in OSTBC and TAS, we derive the sum rate for CDD by first obtaining the CDF of $Z_{k,r}$ for Step-1 and then using the same remaining 3-steps of the framework in Table I. For equal power transmission from each antenna, the equivalent channel of CDD with cyclic delay D_i at each transmit antenna is a dot product of a channel vector and complex phases determined by the cyclic delays [21], *i.e.*, $H_{k,r} = \frac{1}{\sqrt{N_T}} \sum_{i=1}^{N_T} H_{k,r,i} e^{j \frac{2\pi}{N} D_i}$. The resulting channel follows $\mathcal{CN}(0, c_k)$ since $H_{k,r}$ is a linear combination of complex Gaussian random variables [28]. Thus, CQI for the equivalent channel of user- k at block- r is given by

$$Z_{k,r} = |H_{k,r}|^2 = \frac{1}{N_T} \left| \sum_{i=1}^{N_T} H_{k,r,i} e^{j \frac{2\pi}{N} D_i} \right|^2, \quad (32)$$

which follows the Gamma distribution with $\mathcal{G}(1, \frac{1}{c_k})$ [25, (17.6)]. From (2), the CDF of $Z_{k,r}$ for Step-1 is given by

$$F_{Z_k}(x) = \tilde{\Gamma}\left(1, \frac{x}{c_k}\right). \quad (33)$$

We can see that $F_{Z_k}(x)$ in (33) for CDD is the same as that in (3) for TAS and in (27) for OSTBC where $N_T = 1$. Thus, the sum rate of CDD is exactly the same as that in (13) and (18) for TAS and in (28) and (29) for OSTBC where $N_T = 1$.

We note in [5], [21] that CDD or opportunistic beamforming is a technique to enhance the frequency diversity in a given channel by multiplying a gain to the channel randomly but in a controlled manner.

We also note that the diversity gain increases with the number of the transmit antennas. However, since blocks are assumed to be already independent in our channel model, CDD does not have a room to increase frequency diversity even though we increase the number of the transmit antennas. Thus, we verify that the distribution of CQI of CDD in (33) does not depend on N_T .

2) *Sum rate for quantized CQI feedback*: Since normalized CQI is $W_{k,r} = \frac{Z_{k,r}}{c_k}$ and $\Pr\{W_{k,r} \leq x\} = \Pr\{Z_{k,r} \leq c_k x\}$, the CDF of $W_{k,r}$ in CDD for Step-1 is given from (33) by

$$F_W(x) = F_{Z_k}(c_k x) = \tilde{\Gamma}(1, x). \quad (34)$$

Normalized CQI viewed at the transmitter for user- k at block- r is $U_{k,r} = \frac{Y_{k,r}}{\rho c_k}$. Through the same step as Step-2 in Section III-B3, the CDF of $U_{k,r}$ for Step-2 is given by

$$F_U(x) = F_{Y_k}(\rho c_k x) \stackrel{(a)}{=} \sum_{m=0}^{N_{\text{FB}}-1} e_1(N_{\text{RB}}, N_{\text{FB}}, m) \{\tilde{\Gamma}(1, x)\}^{N_{\text{RB}}-m} \quad (35)$$

where (a) follows from (5) and (34), and $e_1(N_{\text{RB}}, N_{\text{FB}}, m)$ is given in (6). Since the conditional PMF of the SNR for a selected user for Step-3 is the same as (22), the sum rate of CDD is given by (23) with $F_U(x)$ in (35). We can verify that the sum rate of CDD does not depend on N_T since blocks are assumed to be independent.

V. RELATION BETWEEN PROBABILITY OF NORMAL SCHEDULING AND THE SUM RATE RATIO

In this section, we investigate the problem of minimizing the amount of feedback in the system by examining how much feedback is required to maintain the sum rate comparable to the sum rate obtained by a full feedback scheme. Let $R_{\text{FB}} = \frac{N_{\text{FB}}}{N_{\text{RB}}}$ denote the feedback ratio, *i.e.*, the ratio of the number of feedback blocks to the total number of blocks. The design objective is to find the minimum feedback ratio while the achieved sum rate is above a certain fraction of the sum rate obtained by a full feedback scheme, *i.e.*,

$$\text{Find the minimum } R_{\text{FB}}, \text{ s.t. } R_{\text{SUM}}^{\text{ratio}} = \frac{R_{\text{SUM}} \text{ by partial feedback}}{R_{\text{SUM}} \text{ by full feedback}} \geq \eta. \quad (36)$$

Since we have the expressions for the sum rate for both partial and full feedback schemes, they can be substituted in the above equation and one can solve for N_{FB} . Here we make two simplifications and obtain a more tractable expression. We carry this out for the OSTBC diversity scheme.

First we note from (10) that we have

$$\sum_{m=0}^{n(N_{\text{FB}}-1)} e_2(N_{\text{RB}}, N_{\text{FB}}, n, m) = 1, \quad (37)$$

since $F_{X|k_s^*=k, |S_r|=n}(\infty) = 1$ and $F_{Z_k}(\infty) = 1$ by the CDF property [28]. Second we note that $I_1(x, y, z)$ in (15) has almost the same value for large z when x and y are fixed. This is graphically illustrated in Fig. 3. We assume that $I_1(x, y, z_1) \simeq I_1(x, y, z_2)$ for large z_1 and z_2 . More specifically, when we assume that $I_1(N_T, \frac{N_T}{\rho c_k}, nN_{RB} - m) \simeq I_1(N_T, \frac{N_T}{\rho c_k}, N_{US})$ in (28) and using (37), the sum rate of OSTBC for partial feedback in (28) reduces to

$$\begin{aligned} R_{\text{SUM}} &\simeq \frac{1}{N_{US}} \sum_{k=1}^{N_{US}} I_1(N_T, \frac{N_T}{\rho c_k}, N_{US}) \sum_{n=1}^{N_{US}} \binom{N_{US}}{n} \left(\frac{N_{FB}}{N_{RB}}\right)^n \left(1 - \frac{N_{FB}}{N_{RB}}\right)^{N_{US}-n} \\ &\stackrel{(a)}{=} \frac{1}{N_{US}} \sum_{k=1}^{N_{US}} I_1(N_T, \frac{N_T}{\rho c_k}, N_{US}) \left(1 - \left(1 - \frac{N_{FB}}{N_{RB}}\right)^{N_{US}}\right), \end{aligned} \quad (38)$$

where (a) follows from the binomial theorem [28]. From the sum rate obtained by a full feedback scheme in (29) and the sum rate obtained by partial feedback in (38), we have

$$R_{\text{SUM}}^{\text{ratio}} = \frac{R_{\text{SUM}} \text{ by partial feedback}}{R_{\text{SUM}} \text{ by full feedback}} \simeq 1 - \left(1 - \frac{N_{FB}}{N_{RB}}\right)^{N_{US}}. \quad (39)$$

This approximation is well supported by the numerical results in Section VI. We note that the right-hand side in (39) is exactly the same as the probability that at least one user provides CQI to the transmitter in a block, *i.e.*, a probability of the complement of a scheduling outage.⁶ From (36) and (39), the required feedback ratio is given by

$$R_{FB} = \frac{N_{FB}}{N_{RB}} \geq 1 - (1 - \eta)^{\frac{1}{N_{US}}}. \quad (40)$$

We note here that the required feedback ratio does not depend on the number of antennas and user distribution in the average SNR but on the number of users. In the same way, we compute the required feedback ratio for TAS making the same assumption about $I_1(x, y, z)$ and obtain the same result as (40). It is useful to note that the required feedback ratio in our system with fixed amount of feedback can be derived from the scheduling outage probability using the approximation above. This has similarities to the problem of determining the required threshold in a threshold-based feedback system considering a scheduling outage as in [16].

The above analysis was conducted assuming unquantized CQI. A similar analysis can be carried out assuming quantized CQI and employing some approximations one can obtain the same result as (39) and (40). We omit the details.

⁶Since a scheduling outage in a block happens when no user provides CQI for that block, its probability is $(1 - \frac{N_{FB}}{N_{RB}})^{N_{US}}$.

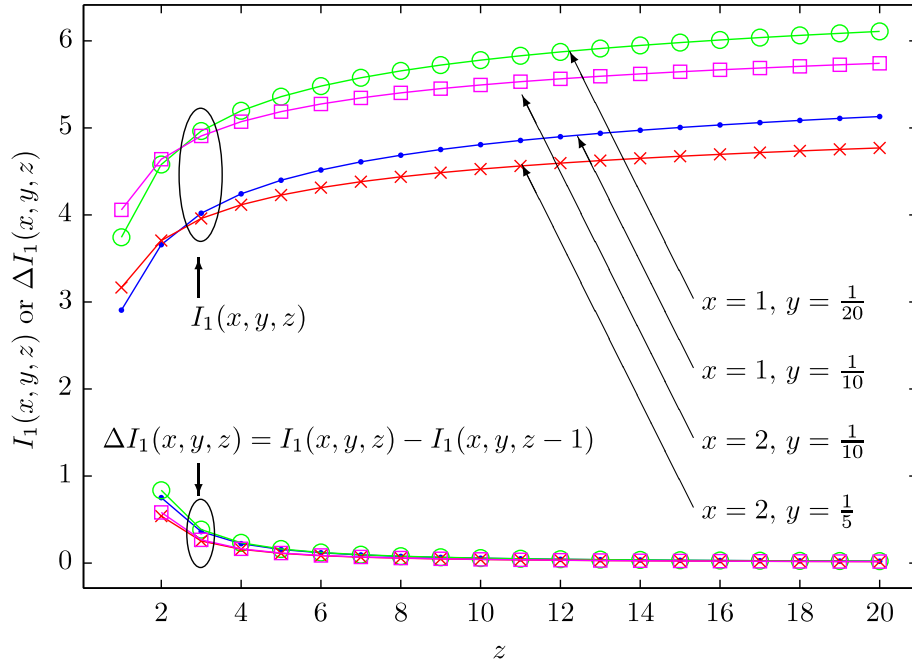


Fig. 3. $I_1(x, y, z)$ and its slope. We note that when x and y are fixed, the rate of increase in $I_1(x, y, z)$ is very small when z is large.

VI. NUMERICAL RESULTS

In this section, we conduct a numerical study of the analytical results to obtain some insight. To reflect asymmetrical user distribution in their average SNR, we use the exponential decay model for the average channel power of users [29]:

$$c_k = c e^{-\lambda k}, \quad s.t. \quad \sum_{k=1}^{N_{\text{US}}} c_k = N_{\text{US}}. \quad (41)$$

We can see that $\lambda = 0$ corresponds to *i.i.d.* users and that user asymmetry increases with λ .

A. Effect of partial feedback on the sum rate

In Fig. 4, we show the sum rate results computed using the analytical expressions and the simulation results as a function of the number of users. In the figure, TAS with $N_{\text{T}} = 2$ is used and the average channel power is identical across users (*i.e.*, $\lambda = 0$) in Fig. 4(a) and different in Fig. 4(b). We can see that both analytic and simulation results are well matched. We can also see the effect of the feedback ratio (R_{FB}) on the sum rate. As we expect, the sum rate increases with the feedback ratio for both choices of λ . We note that the throughput gap between best-1 feedback ($R_{\text{FB}} = 0.1$) and full feedback ($R_{\text{FB}} = 1.0$)

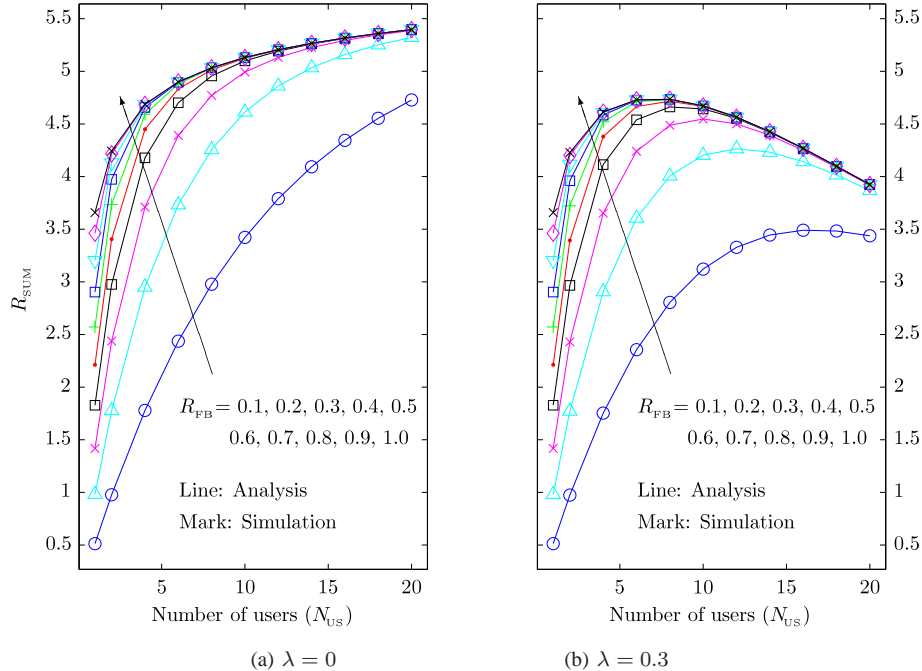


Fig. 4. Effect of feedback ratio ($R_{\text{FB}} = \frac{N_{\text{FB}}}{N_{\text{RB}}}$) on the sum rate for different λ in (41). (TAS, $N_{\text{RB}} = 10$, $N_{\text{T}} = 2$, and Tx SNR=10dB)

is large even when the number of users is 20. When the number of users is smaller than 10, we need $R_{\text{FB}} \geq 0.4$ to attain a throughput comparable to a full feedback scheme. For $\lambda \neq 0$, we also note that fairness provided by proportional fair scheduling decreases the sum rate when the number of users is large, because the throughput variation is larger in the larger population and the throughput function ($\log_2(1+x)$) is concave, which is known as the fairness-capacity trade-off in [29].

In Fig. 5, we show the effect of the number of antennas for both TAS and OSTBC schemes with partial feedback. Users are asymmetrically distributed (*i.e.*, $\lambda \neq 0$). In general, multiuser diversity increases with the number of users, as well as the mean and the variance of the signal quality [9]. Since selection of antennas in TAS can be regarded as an increase of the number of users due to the increase of candidate channels for the communication, the sum rate of TAS increases with N_{T} . However, since OSTBC decreases the variance of the signal quality by the averaging effect shown in (26), the sum rate of OSTBC decreases with N_{T} . In both feedback ratio of $R_{\text{FB}} = 0.1$ and $R_{\text{FB}} = 0.5$, we can verify this effect of the number of antennas on the sum rate for each transmit antenna scheme.

We show in Fig. 6 the sum rate result for partial feedback with quantized CQI. For the quantized CQI case, we consider $L = 1, 3, 7$ and 15 in Fig. 2, each of which corresponds to 1, 2, 3 and 4 bits in

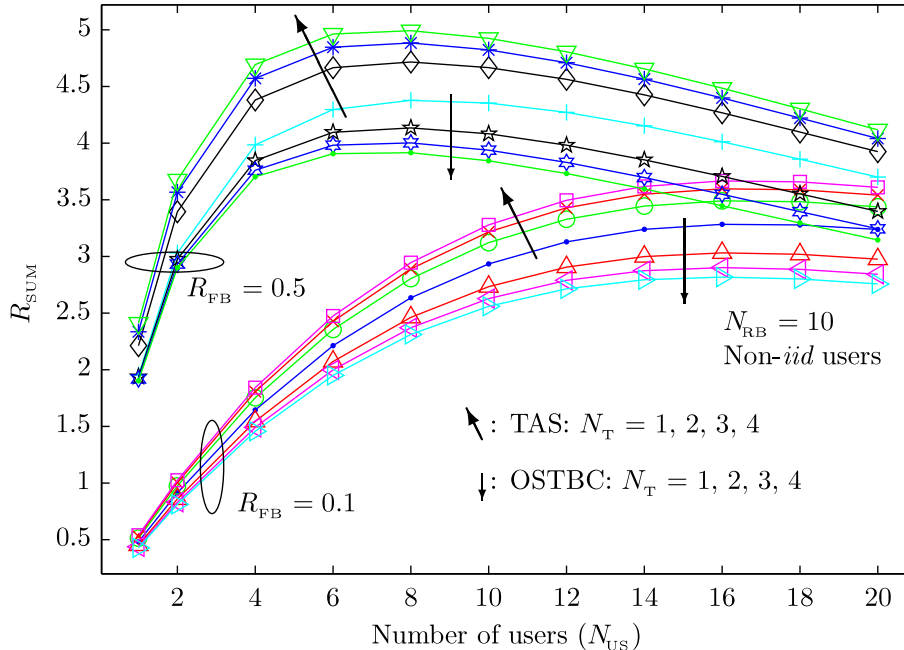


Fig. 5. Effect of the number of antennas on the sum rate with partial feedback. (TAS and OSTBC, $N_{\text{RB}} = 10$, λ in (41)= 0.3, and Tx SNR= 10dB.)

quantization ($N_{\text{QB}} \triangleq \lceil \log_2(L+1) \rceil$). We show both the analytical and simulation results for the quantized CQI case. We find that both results are well matched. As we can expect, the sum rate increases as the number of bits for quantization increases. Since we focus on the analytic derivation of the sum rate for partial feedback, we do not optimize the quantization region but use the uniform quantization region, *i.e.*, $F_w(\xi_\ell) = \frac{\ell}{L+1}$ for $F_w(x)$ of TAS and OSTBC in Section III-B and Section IV-A2. Finding the optimal region to maximize the sum rate considering system parameters including diversity type, the number of antennas and users, and the feedback ratio is left as future work.

In Fig. 7, we show the sum rate for quantized CQI with varying feedback loads. The feedback load is defined as the number of bits to be sent back from each user, *i.e.*, $L_{\text{FB}} = N_{\text{FB}}(\lceil \log_2 N_{\text{RB}} \rceil + \lceil \log_2 N_{\text{T}} \rceil + N_{\text{QB}})$. In the figure, we compare two cases for every fixed L_{FB} at 12, 24 and 64 where one of N_{FB} , N_{T} or N_{QB} is additionally fixed. Specifically, when N_{FB} is fixed at 8 in case of $L_{\text{FB}} = 64$, we note that the larger N_{T} is always preferable to the larger N_{QB} . When N_{FB} is made variable, for both $L_{\text{FB}} = 12$ and $L_{\text{FB}} = 24$ we note that the larger N_{FB} is preferable for the small population and the larger N_{T} or N_{QB} is preferable for the large population. This suggests that N_{FB} should be first determined based on the number of users as in (36) and then based on the value for N_{T} the number of feedback bits N_{QB} should be determined.

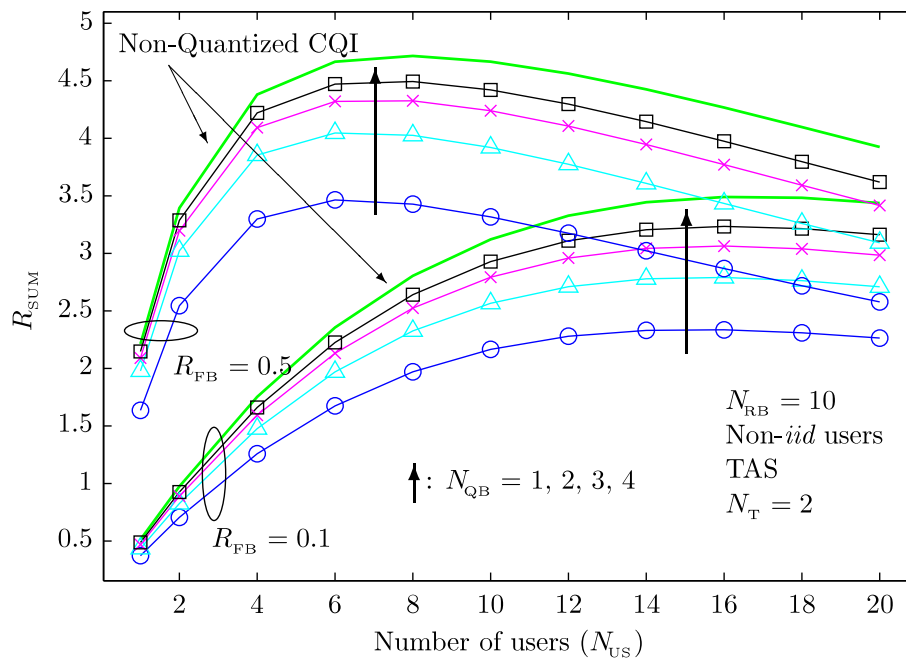


Fig. 6. Comparison of the sum rate for non-quantized CQI and quantized CQI for the different feedback ratio. (TAS, $N_{\text{RB}} = 10$, λ in (41)= 0.0, and Tx SNR= 10dB.)

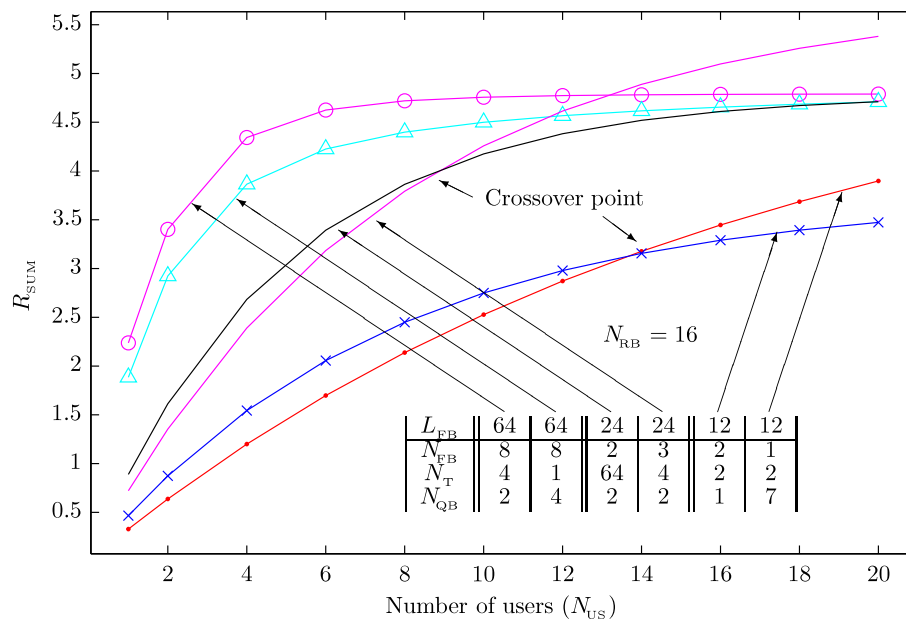


Fig. 7. Comparison of the sum rate for the fixed feedback load where $L_{\text{FB}} = N_{\text{FB}}(4 + \lceil \log_2 N_{\text{T}} \rceil + N_{\text{QB}})$. (TAS, $N_{\text{RB}} = 16$, λ in (41)= 0.0, and Tx SNR= 10dB.)

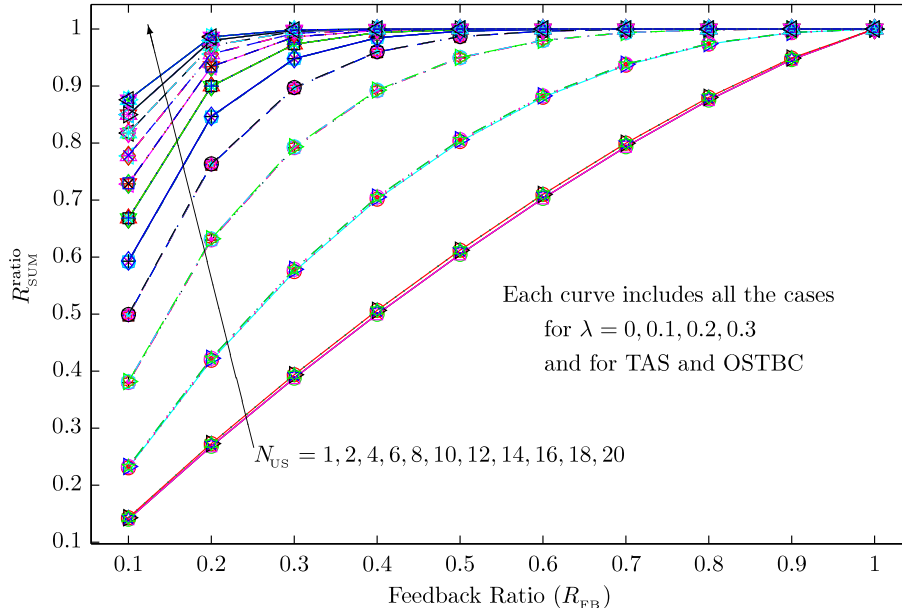


Fig. 8. R_{SUM} normalized by that of a full feedback scheme vs. feedback ratio. We note that the normalized values are independent of transmit antenna scheme (TAS or OSTBC) and user distribution (Slopes).

B. The sum rate ratio and required feedback ratio

In Fig. 8, we study the $R_{\text{SUM}}^{\text{ratio}}$, *i.e.*, the sum rate normalized by that of a full feedback scheme as a function of the feedback ratio. As we expect, the feedback ratio required to achieve a large sum rate ratio decreases with increasing number of users. We note that the sum rate ratio does not depend on the transmit antenna scheme (*i.e.*, TAS or OSTBC) and user distribution (*i.e.*, λ). In Fig. 9, we can verify the tight relation between the sum rate ratio and the probability of the complement of a scheduling outage when the number of users is not so small. These two figures support the approximation for the sum rate ratio in Section V, which states that the sum rate ratio is affected mainly by a scheduling outage which is caused when no user provides CQI for a block and that the probability of a scheduling outage depends only on the number of users and the feedback ratio as in (39). In Fig. 9, we also note that the sum rate ratio in the small population (*i.e.*, $N_{\text{US}} = 2$) moves toward the approximation when the number of antennas increases since the approximation for $I_1(x, y, z)$ holds better for larger N_{T} especially for TAS.

In Fig. 10, we show the required feedback ratio to achieve a pre-determined sum rate ratio. As the number of users increases, the required feedback ratio decreases because the number of CQI values from all users increases and the scheduling outage probability decreases. On the other hand, we see that the

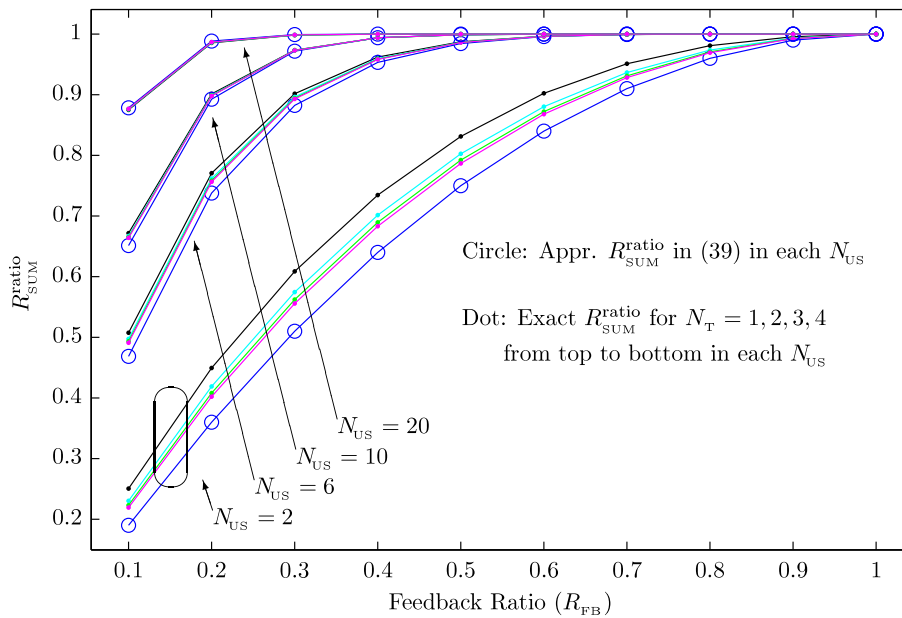


Fig. 9. R_{SUM} normalized by that of a full feedback scheme and the probability of normal scheduling vs. feedback ratio.

required feedback ratio increases with the threshold for the smaller scheduling outage probability. We also note that the required feedback ratio is nearly independent of the transmit antenna scheme and the user distribution. That is, the required feedback ratio is mainly dependent on the number of users. Consequently, using this relation, we can determine the appropriate feedback ratio in designing a system.

VII. CONCLUSION

We considered joint scheduling and diversity to enhance the benefits of multiuser diversity in a multiuser OFDMA scheduling system. We considered the role of partial feedback and developed a unified framework to analyze the sum rate of reduced feedback schemes employing three different multi-antenna transmitter schemes; Transmit antenna selection (TAS), orthogonal space time block codes (OSTBC) and cyclic delay diversity (CDD). Specifically, for the reduced feedback scheme wherein each user feeds back the best- N_{FB} CQI values out of a total of N_{RB} CQI values, both quantized and non-quantized CQI feedback were addressed. Considering largest normalized CQI scheduling in each block, closed-form expressions were derived for the sum rate for all the three multi-antenna transmitter schemes. Further, by approximating the sum rate expression, we derived a simple expression for the minimum required feedback ratio ($\frac{N_{\text{FB}}}{N_{\text{RB}}}$) to achieve a sum rate comparable to the sum rate obtained by a full feedback scheme.

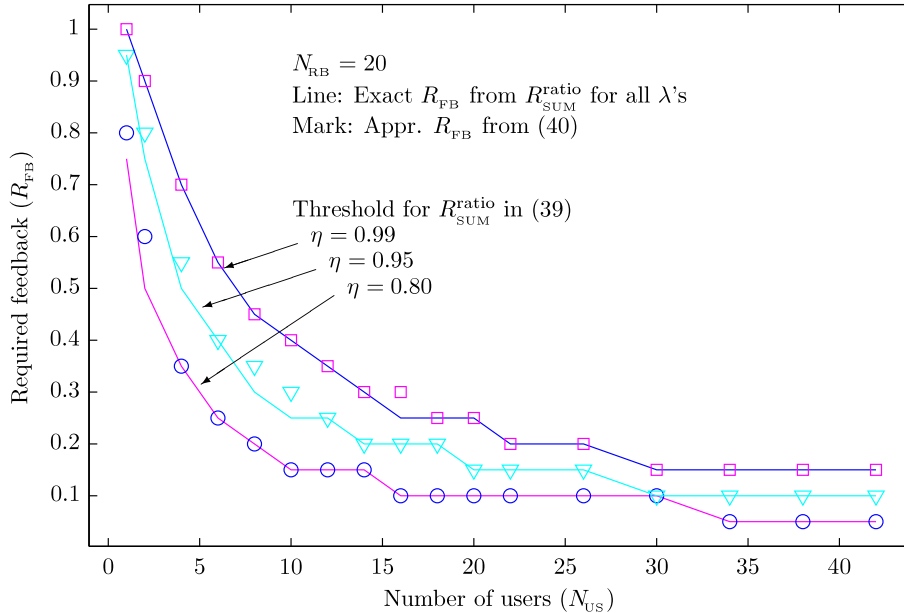


Fig. 10. Required feedback ratio to achieve a pre-determined sum rate compared to that by a full feedback scheme.

APPENDIX A

PROOF OF LEMMA 1

The $Z_{k,r}$'s are *i.i.d.* in r and thus $Y_{k,r}$'s in (4) are *i.i.d.* in r , which leads to the simplification in notation $F_{Y_k}^r(x) \triangleq F_{Y_{k,r}}(x) = \Pr\{Y_{k,r} \leq x\}$ and $F_{Z_k}^r(x) \triangleq F_{Z_{k,r}}^r$. For additional simplicity in derivation, we first consider the case $\rho = 1$ in (4). Since $Y_{k,r}$ is selected among best- N_{FB} random variables, using Bayes' rule [28], we have

$$F_{Y_k}^r(x) = \sum_{m=N_{\text{RB}}-N_{\text{FB}}+1}^{N_{\text{RB}}} \Pr\{Y_{k,r} = Z_{k,(m)}\} \Pr\{Y_{k,r} \leq x | Y_{k,r} = Z_{k,(m)}\}.$$

We note that $\Pr\{Y_{k,r} \leq x | Y_{k,r} = Z_{k,(m)}\} = \Pr\{Z_{k,(m)} \leq x\} = I_{F_{Z_k}^r(x)}(m, N_{\text{RB}} - m + 1)$, where $I_x(\cdot, \cdot)$ denotes an incomplete Beta function [27, 2.1.5], and that $\Pr\{Y_{k,r} = Z_{k,(m)}\} = \Pr\{R_{k,r} = m\} = \frac{1}{N_{\text{FB}}}$. With a suitable change of variables followed by using a summation form of the incomplete Beta function [27, 2.1.3], we have

$$F_{Y_k}^r(x) = \frac{1}{N_{\text{FB}}} \sum_{m=1}^{N_{\text{FB}}} \sum_{\ell=N_{\text{RB}}-m+1}^{N_{\text{RB}}} \binom{N_{\text{RB}}}{\ell} \{F_{Z_k}^r(x)\}^{\ell} \{1 - F_{Z_k}^r(x)\}^{N_{\text{RB}}-\ell}. \quad (42)$$

We note in (42) that $F_{Y_k}^r(x)$ is a polynomial form of $F_{Z_k}^r(x)$. Finding a coefficient for each power of $F_{Z_k}^r(x)$, we can more directly represent $F_{Y_k}^r(x)$ in terms of a polynomial in $F_{Z_k}^r(x)$, a form suitable for

the subsequent analysis. Thus, our purpose is to find the coefficients for those terms. Then we have

$$F_{Y_k}(x) \stackrel{(a)}{=} \sum_{\ell=0}^{N_{\text{FB}}-1} \frac{N_{\text{FB}}-\ell}{N_{\text{FB}}} \binom{N_{\text{RB}}}{\ell} \{F_{Z_k}(x)\}^{N_{\text{RB}}-\ell} \{1-F_{Z_k}(x)\}^{\ell} \quad (43)$$

$$\stackrel{(b)}{=} \sum_{\ell=0}^{N_{\text{FB}}-1} \sum_{r=0}^{\ell} \frac{N_{\text{FB}}-\ell}{N_{\text{FB}}} \binom{N_{\text{RB}}}{\ell} \binom{\ell}{r} (-1)^r \{F_{Z_k}(x)\}^{N_{\text{RB}}-\ell+r} \quad (44)$$

$$\stackrel{(c)}{=} \sum_{m=0}^{N_{\text{FB}}-1} \sum_{\ell=m}^{N_{\text{FB}}-1} \frac{N_{\text{FB}}-\ell}{N_{\text{FB}}} \binom{N_{\text{RB}}}{\ell} \binom{\ell}{m} (-1)^{\ell-m} \{F_{Z_k}(x)\}^{N_{\text{RB}}-m}, \quad (45)$$

where (a) follows from switching the order of m and ℓ in (42) and adjusting ℓ ; (b) follows from applying the binomial theorem [28] to $\{1-F_{Z_k}(x)\}^{\ell}$ in (43); (c) follows from replacing $\ell-r$ with m in (44) and switching m and ℓ . Since the power of $F_{Z_k}(x)$ is independent of ℓ in (45), we can represent (45) as (5) with $e_1(N_{\text{RB}}, N_{\text{FB}}, m)$ given by (6) after considering a constant ρ .

APPENDIX B

PROOF OF COROLLARY 1

When $N_{\text{FB}} = N_{\text{RB}}$, (6) reduces to $e_1(N_{\text{RB}}, N_{\text{RB}}, m) = \sum_{\ell=m}^{N_{\text{RB}}-1} \binom{N_{\text{RB}}-1}{\ell} \binom{\ell}{m} (-1)^{\ell-m}$. When we take the derivative m times with respect to x of the binomial expansion of $(1-x)^{N_{\text{RB}}-1} = \sum_{\ell=0}^{N_{\text{RB}}-1} \binom{N_{\text{RB}}-1}{\ell} (-1)^{\ell} x^{\ell}$ and divide both sides by $m!$, we have

$$(-1)^m \binom{N_{\text{RB}}-1}{m} (1-x)^{N_{\text{RB}}-m-1} = \sum_{\ell=m}^{N_{\text{RB}}-1} \binom{N_{\text{RB}}-1}{\ell} \binom{\ell}{m} (-1)^{\ell} x^{\ell-m}. \quad (46)$$

When we plug $x = 1$ in both sides and divide both sides by $(-1)^m$, we can find that $e_1(N_{\text{RB}}, N_{\text{RB}}, m) = \sum_{\ell=m}^{N_{\text{RB}}-1} \binom{N_{\text{RB}}-1}{\ell} \binom{\ell}{m} (-1)^{\ell-m} = 1$ for $m = N_{\text{RB}} - 1$, and 0 otherwise.

APPENDIX C

DERIVATION OF THE CONDITIONAL CDF OF X_r

Following the notations in Section III-A1, since a selected user is k and the number of users who provided CQI to the transmitter is n , we have the conditional CDF of X_r as

$$\begin{aligned} F_{X_r | k_r^*=k, |S_r|=n}(x) &\stackrel{(a)}{=} \Pr\{X_r \leq x | k_r^* = k, |S_r| = n\} \stackrel{(b)}{=} \Pr\{Y_{k,r} \leq x | k_r^* = k, |S_r| = n\} \quad (47) \\ &\stackrel{(c)}{=} \Pr\left\{U_{k,r} \leq \frac{x}{\rho c_k} | k_r^* = k, |S_r| = n\right\} \stackrel{(d)}{=} \Pr\left\{U_{i,r} \leq \frac{x}{\rho c_k}, \forall i \in S_r | |S_r| = n\right\} \\ &\stackrel{(e)}{=} \prod_{i \in S_r, |S_r|=n} \Pr\left\{U_{i,r} \leq \frac{x}{\rho c_k}\right\} \stackrel{(f)}{=} \prod_{i \in S_r, |S_r|=n} \Pr\{\rho c_k U_{i,r} \leq x\} \stackrel{(g)}{=} \prod_{i \in S_r, |S_r|=n} F_{Y_k}(x) = \{F_{Y_k}(x)\}^n, \end{aligned}$$

where (a) follows from the definition of CDF; (b) from $X_r = Y_{k,r}$ because user- k is selected; (c) from the definition of $U_{k,r}$; (d) from that $U_{k,r}$ is the maximum among users in S_r ; (e) from *i.i.d.* property of $U_{i,r}$ in i ; (f) from the identical distribution of $U_{i,r}$ in i ; (g) from the definition of $Y_{k,r}$ and its CDF.

APPENDIX D PROOF OF LEMMA 2

From (5) and (8), we have

$$F_{X|k_r^*=k, |S_r|=n}(x) = \{F_{Y_k}(x)\}^n = \{F_{Z_k}\left(\frac{x}{\rho}\right)\}^{nN_{\text{RB}}} \left\{ \sum_{m=0}^{N_{\text{FB}}-1} \frac{e_1(N_{\text{RB}}, N_{\text{FB}}, m)}{\{F_{Z_k}\left(\frac{x}{\rho}\right)\}^m} \right\}^n. \quad (48)$$

Applying the same technique as in [26, 0.314] and [33, (16)] to a finite-order polynomial, we can express the above equation in a polynomial form and compute the coefficients for each term. More specifically, regarding (48) as a polynomial in $\frac{1}{F_{Z_k}\left(\frac{x}{\rho}\right)}$, we can calculate coefficients for $\frac{1}{F_{Z_k}\left(\frac{x}{\rho}\right)}$ in a recursive form as given by (11), and $F_{X|k_r^*=k, |S_r|=n}(x)$ has the form given by (10).

APPENDIX E DERIVATION OF $I_1(x, y, z)$

Following the approach in [10], we can compute $I_1(x, y, z)$ in (15). We note that the final form we have in (15) is much better than that in [10, (15), (42)] in evaluating large values for the arguments.

The PDF of Z which follows the Gamma distribution with $\mathcal{G}(\alpha, \beta)$ is given by $f_Z(z) = \frac{\beta^\alpha}{\Gamma(\alpha)} z^{\alpha-1} e^{-\beta z}$ from the derivative of CDF in (2). When α is a positive integer, the CDF in (2) is represented by direct integration as $F_Z(z) = 1 - e^{-\beta z} \sum_{i=0}^{\alpha-1} \frac{(\beta z)^i}{i!}$. Since $d\{F_Z(z)\}^n = n\{F_Z(z)\}^{n-1} f_Z(z) dz$, we have from [34, (18)] and [10, (40)]

$$d\{F_Z(z)\}^n = \frac{n}{(\alpha-1)!} \sum_{k=0}^{n-1} (-1)^k \binom{n-1}{k} \sum_{i=0}^{k(\alpha-1)} b_{k,i} \beta^{\alpha+i} e^{-(k+1)\beta z} z^{\alpha+i-1} dz \quad (49)$$

for $b_{k,i}$ in (16). Then, using the integration identity $\int_0^\infty z^{n-1} e^{-xz} \ln(1+z) dz = (n-1)! e^x \sum_{\ell=1}^n \frac{\Gamma(\ell-n, x)}{x^\ell}$ [35, (78)], we have for $I_1(\alpha, \beta, n) = \int_0^\infty \log(1+z) d\{F_Z(z)\}^n$ as [10, (42)]

$$\frac{n}{(\alpha-1)! \ln 2} \sum_{k=0}^{n-1} (-1)^k \binom{n-1}{k} \sum_{i=0}^{k(\alpha-1)} b_{k,i} \beta^{\alpha+i} e^{(k+1)\beta} (\alpha+i-1)! \sum_{\ell=1}^{\alpha+i} \left[\frac{1}{(k+1)\beta} \right]^\ell \Gamma(\ell - \alpha - i, (k+1)\beta). \quad (50)$$

By adjusting summation index for ℓ and replacing α , β , and n with x , y , and z respectively, we can have (15). When $\alpha = 1$, we follow the same procedure and use the integration identity $\int_0^\infty e^{-xt} \ln(1+yt) dt \stackrel{(a)}{=} \frac{1}{x} e^{\frac{x}{y}} \int_{\frac{x}{y}}^\infty \frac{e^{-t}}{t} dt \stackrel{(b)}{=} \Gamma(0, \frac{x}{y})$ to obtain (17), where (a) follows from [26, 4.337.2, 8.211.1] and (b) follows from [26, 8.350.2].

APPENDIX F

PROOF OF *i.i.d.* PROPERTY FOR $U_{k,r}^{\text{Q}}$

Since $U_{k,r}^{\text{Q}}$ is equivalent to a quantized value of $U_{k,r}$ by the policy in (19), we have

$$\Pr\{U_{k,r}^{\text{Q}} = J_\ell\} \stackrel{(a)}{=} \Pr\{\xi_\ell \leq U_{k,r} < \xi_{\ell+1}\} \stackrel{(b)}{=} \Pr\{\xi_\ell \leq U_{m,n} < \xi_{\ell+1}\} \stackrel{(c)}{=} \Pr\{U_{m,n}^{\text{Q}} = J_\ell\} \quad (51)$$

where (a) and (c) follows from the quantization policy in (19) and (b) follows that $U_{k,r}$ is identically distributed. Therefore, $U_{k,r}^{\text{Q}}$ is identically distributed. Further, we have

$$\begin{aligned} \Pr\left\{\bigcap_{k=1}^{N_{\text{US}}}\bigcap_{r=1}^{N_{\text{RB}}}U_{k,r}^{\text{Q}} = J_{\ell_{k,r}}\right\} &\stackrel{(a)}{=} \Pr\left\{\bigcap_{k=1}^{N_{\text{US}}}\bigcap_{r=1}^{N_{\text{RB}}}\xi_{\ell_{k,r}} \leq U_{k,r} < \xi_{\ell_{k,r}+1}\right\} \\ &\stackrel{(b)}{=} \prod_{k=1}^{N_{\text{US}}}\prod_{r=1}^{N_{\text{RB}}}\Pr\{\xi_{\ell_{k,r}} \leq U_{k,r} < \xi_{\ell_{k,r}+1}\} \stackrel{(c)}{=} \prod_{k=1}^{N_{\text{US}}}\prod_{r=1}^{N_{\text{RB}}}\Pr\{U_{k,r}^{\text{Q}} = J_{\ell_{k,r}}\} \end{aligned} \quad (52)$$

where (a) and (c) follows from the quantization policy in (19) and (b) follows that $U_{k,r}$ is independent. Therefore, $U_{k,r}^{\text{Q}}$ is independent. From (51) and (52), we find that $U_{k,r}^{\text{Q}}$ is *i.i.d.*.

APPENDIX G

DERIVATION OF THE CONDITIONAL PMF

Following the notations in Section III-B, let us suppose that n users provided the quantization index at block- r . The probability that the quantization index of a selected user is J_ℓ is the same as the probability that the maximum of $U_{k,r}^{\text{Q}}$ for all users is J_ℓ . Thus it is given by

$$\begin{aligned} \Pr\{J_\ell \text{ is selected} \mid |S_r| = n\} &= \Pr\left\{\max_{k' \in S_r} U_{k',r}^{\text{Q}} \leq J_\ell\right\} - \Pr\left\{\max_{k' \in S_r} U_{k',r}^{\text{Q}} \leq J_{\ell-1}\right\} \\ &\stackrel{(a)}{=} \Pr\left\{\max_{k' \in S_r} U_{k',r} \leq \xi_{\ell+1}\right\} - \Pr\left\{\max_{k' \in S_r} U_{k',r} \leq \xi_\ell\right\} \stackrel{(b)}{=} \{F_U(\xi_{\ell+1})\}^n - \{F_U(\xi_\ell)\}^n \end{aligned} \quad (53)$$

where (a) follows from the quantization policy in (19) and (b) follows from the order statistics [27, 2.1.1]. Since user selection is based on *i.i.d.* normalized CQI values, the probability that each user is selected for a transmission is $\frac{1}{N_{\text{US}}}$. Considering that the modulation level is determined as $\rho c_k \xi_\ell$ for user- k when it is selected, the conditional PMF that $X_r^{\text{Q}} = \rho c_k \xi_\ell$ is given by (22). We note that the sum of this probability over n and ℓ is 1, which verifies the validity as the PMF.

APPENDIX H
DERIVATION OF (23)

From the conditional PMF in (22), the sum rate for the system with partial feedback of quantized CQI is given by

$$R_{\text{SUM}} = \frac{1}{N_{\text{RB}}} \sum_{r=1}^{N_{\text{RB}}} \mathbb{E}[\log(1 + X_r^{\text{Q}})] \stackrel{(a)}{=} \mathbb{E}[\log(1 + X_r^{\text{Q}})] = \mathbb{E}_{|S_r|} \mathbb{E}_{X_r^{\text{Q}}}[\log(1 + X_r^{\text{Q}}) \mid |S_r| = n \neq 0]$$

$$\stackrel{(b)}{=} \sum_{k=1}^{N_{\text{US}}} \sum_{\ell=0}^L \frac{\log_2(1 + \rho c_k \xi_{\ell})}{N_{\text{US}}} \sum_{n=1}^{N_{\text{US}}} \binom{N_{\text{US}}}{n} \left(\frac{N_{\text{FB}}}{N_{\text{RB}}}\right)^n \left(1 - \frac{N_{\text{FB}}}{N_{\text{RB}}}\right)^{N_{\text{US}}-n} [\{F_U(\xi_{\ell+1})\}^n - \{F_U(\xi_{\ell})\}^n], \quad (54)$$

where (a) follows from that X_r^{Q} is identically distributed in r and (b) follows from the conditional PMF of X_r^{Q} in (22) and the PMF of $|S_r|$ in (7). From the binomial theorem [28], we have

$$\sum_{n=1}^{N_{\text{US}}} \binom{N_{\text{US}}}{n} \left(\frac{N_{\text{FB}}}{N_{\text{RB}}}\right)^n \left(1 - \frac{N_{\text{FB}}}{N_{\text{RB}}}\right)^{N_{\text{US}}-n} \{F_U(\xi_{\ell+1})\}^n = \{1 - \frac{N_{\text{FB}}}{N_{\text{RB}}}(1 - F_U(\xi_{\ell+1}))\}^{N_{\text{US}}} - \left(1 - \frac{N_{\text{FB}}}{N_{\text{RB}}}\right)^{N_{\text{US}}}. \quad (55)$$

Thus, (54) reduces to (23) for $I_2(x, y, z, r)$ in (23).

REFERENCES

- [1] B. Sklar, "Rayleigh fading channels in mobile digital communication systems Part II: Mitigation," *IEEE Commun. Mag.*, vol. 35, no. 7, pp. 102–109, Jul. 1997.
- [2] D. G. Brennan, "Linear diversity combining techniques," *Proceedings of IEEE*, vol. 91, no. 2, pp. 331–356, Feb. 2003.
- [3] J. Mietzner, R. Schober, L. Lampe, W.H. Gerstacker, and P.A. Hoeher, "Multiple-antenna techniques for wireless communications - A comprehensive literature survey," *Communications Surveys Tutorials, IEEE*, vol. 11, no. 2, pp. 87–105, 2009.
- [4] R. Knopp and P. Humblet, "Information capacity and power control in single-cell multiuser communications," in *Proc. 1995 IEEE Intl. Conf. Commun.*, Seattle, WA, Jun. 1995, pp. 331–335.
- [5] P. Viswanath, D. N. C. Tse, and R. Laroia, "Opportunistic beamforming using dumb antennas," *IEEE Trans. Inf. Theory*, vol. 48, no. 6, pp. 1277–1294, Jun. 2002.
- [6] X. Liu, E. K. Chong, and N. B. Shroff, "A framework for opportunistic scheduling in wireless networks," *Computer Networks*, vol. 41, no. 4, pp. 451–474, Mar. 2003.
- [7] Y.S. Al-Harathi, A.H. Tewfik, and M.-S. Alouini, "Multiuser diversity with quantized feedback," *IEEE Trans. Wireless Commun.*, vol. 6, no. 1, pp. 330–337, Jan. 2007.
- [8] Jin-Ghoo Choi and Saewoong Bahk, "Cell-throughput analysis of the proportional fair scheduler in the single-cell environment," *IEEE Trans. Veh. Technol.*, vol. 56, no. 2, pp. 766–778, Mar. 2007.
- [9] S. H. (Paul) Hur, M. J. Rim, B. D. Rao, and J. R. Zeidler, "On the optimal frequency selectivity to multiuser diversity in OFDMA scheduling systems," in preparation.
- [10] C.-J. Chen and Li-Chun Wang, "A unified capacity analysis for wireless systems with joint multiuser scheduling and antenna diversity in Nakagami fading channels," *IEEE Trans. Commun.*, vol. 54, no. 3, pp. 469–478, Mar. 2006.

- [11] M. Pugh and B.D. Rao, "Reduced feedback schemes using random beamforming in MIMO broadcast channels," *IEEE Trans. Sig. Processing*, vol. 58, no. 3, pp. 1821–1832, Mar. 2010.
- [12] 3GPP WG1, *TS 36.201 V9.1.0 - LTE Physical Layer - General Description (Release 9)*, Mar. 2010.
- [13] D. J. Love, R. W. Heath Jr., V. K. N. Lau, D. Gesbert, B. D. Rao, and M. Andrews, "An overview of limited feedback in wireless communication systems," *IEEE J. Selected Areas Commun.*, vol. 26, no. 8, pp. 1341–1365, Oct. 2008.
- [14] T. Eriksson and T. Ottosson, "Compression of feedback for adaptive transmission and scheduling," *Proceedings of IEEE*, vol. 95, no. 12, pp. 2314–2321, Dec. 2007.
- [15] V. Hassel, D. Gesbert, M. Alouini, and G. E. Oien, "A threshold-based channel state feedback algorithm for modern cellular systems," *IEEE Trans. Wireless Commun.*, vol. 6, no. 7, pp. 2422–2426, Jul. 2007.
- [16] D. Gesbert and M.-S. Alouini, "How much feedback is multi-user diversity really worth?," in *Proc. 2004 IEEE Intl. Conf. Commun.*, Jun. 2004, vol. 1, pp. 234–238.
- [17] B. C. Jung, T. W. Ban, W. Choi, and D. K. Sung, "Capacity analysis of simple and opportunistic feedback schemes in OFDMA systems," in *Proc. 2007 IEEE Intl. Symp. on Comm. and Info. Techn.*, Oct. 2007, pp. 203–208.
- [18] J. Leinonen, J. Hämäläinen, and M. Juntti, "Performance analysis of downlink OFDMA resource allocation with limited feedback," *IEEE Trans. Wireless Commun.*, vol. 8, no. 6, pp. 2927–2937, Jun. 2009.
- [19] Y. Choi and S. Rangarajan, "Analysis of best channel feedback and its adaptive algorithms for multi-carrier wireless data systems," *IEEE Trans. Mobile Computing*, pre-print 2011.
- [20] Z. Chen, J. Yuan, and B. Vucetic, "Analysis of transmit antenna selection/maximal-ratio combining in Rayleigh fading channels," *IEEE Trans. Veh. Technol.*, vol. 54, no. 4, pp. 1312–1321, Jul. 2005.
- [21] A. Dammann and S. Kaiser, "Standard conformable antenna diversity techniques for OFDM systems and its application to the DVB-T system," in *Proc. 2001 IEEE Global Telecomm. Conf.*, 2001, pp. 3100–3105.
- [22] S. M. Alamouti, "A simple transmit diversity technique for wireless communications," *IEEE J. Selected Areas Commun.*, vol. 16, pp. 1451–1458, Oct. 1998.
- [23] M. Sharif and B. Hassibi, "On the capacity of MIMO broadcast channel with partial side information," *IEEE Trans. Inf. Theory*, vol. 51, no. 2, pp. 506–522, Feb. 2005.
- [24] Guocong Song and Ye Li, "Asymptotic throughput analysis for channel-aware scheduling," *IEEE Trans. Commun.*, vol. 54, no. 10, pp. 1827–1834, Oct. 2006.
- [25] N. L. Johnson, S. Kotz, and N. Balakrishnan, *Continuous Univariate Distributions*, John Wiley, MA, 2nd edition, 1994.
- [26] I. S. Gradshteyn and I. M. Ryzhik, *Table of Integrals, Series, and Products*, Academic Press, 2000.
- [27] H. A. David and H. N. Nagaraja, *Order Statistics*, John Wiley & Sons Inc., 3rd edition, 2004.
- [28] A. Leon-Garcia, *Probability and Random Processes for Electrical Engineering*, Addison-Wesley, MA, 2nd edition, 1994.
- [29] E.A. Jorswieck, A. Sezgin, and Xi Zhang, "Throughput versus fairness channel-aware scheduling in multiple antenna downlink," *EURASIP Journal on Wireless Communications and Networking*, vol. 2009, pp. 1–13, 2009.
- [30] M. Abramowitz and I. A. Stegun, *Handbook of mathematical functions with formulas, graphs, and mathematical tables*, US Dept. of Commerce, New York: Dover, 9th edition, 1970.
- [31] J. G. Proakis, *Digital Communications*, McGraw Hill, New York, 3rd edition, 1995.
- [32] H. Jafarkhani, *Space-Time Coding*, Academic Press, 2005.
- [33] C. Chen and L. Wang, "A unified capacity analysis for wireless systems with joint multiuser scheduling and antenna diversity in Nakagami fading channels," *IEEE Trans. Commun.*, vol. 54, Mar. 2006.

- [34] G. Fedele, “ N -branch diversity reception of M -ary DPSK signals in slow and nonselective Nakagami fading,” *Eur. Trans. Commun.*, vol. 7, pp. 119–123, Mar. 1996.
- [35] M.-S. Alouini and A.J. Goldsmith, “Capacity of Rayleigh fading channels under different adaptive transmission and diversity-combining techniques,” *IEEE Trans. Veh. Technol.*, vol. 48, no. 4, pp. 1165–1181, Jul. 1999.