

ARENAS OF FINITE STATE MACHINES

GIORDANO POLA¹, MARIA D. DI BENEDETTO¹ AND ELENA DE SANTIS¹

ABSTRACT. Finite state machines are widely used as a sound mathematical formalism that appropriately describes large scale, distributed and complex systems. Multiple interactions of finite state machines in complex systems are well captured by the notion of non-flat systems. Non-flat systems are "finite state machines" where each "state" can be either a basic state or an aggregate of finite state machines. By expanding a non-flat system, a flat system is obtained which is an ordinary finite state machine. In this paper we introduce a novel class of non-flat systems called Arena of Finite State Machines (AFSM). AFSMs are collections of finite state machines that interact concurrently through a communication network. We propose a notion of equivalence, termed compositional bisimulation, that allows the complexity reduction of AFSMs without the need of expanding them to the corresponding FSMs. The computational complexity gain obtained from this approach is formally quantified in the paper. An application of the proposed framework to the regulation of gene expression in the bacterium *Escherichia coli* is also presented.

1. INTRODUCTION

Finite state machines (FSMs) are widely used in modeling complex systems ranging from computer and communication networks, automated manufacturing systems, air traffic management systems, distributed software systems, among many others, see e.g. [CL99, CGP99]. The increasing complexity of large scale systems demanded during the years for formal methods that can render their analysis tractable from a computational complexity point of view. Several approaches have been proposed in the literature, which include abstraction, modular verification methods, symmetry and partial order reduction, see e.g. [CGP99]. The common goal of these approaches is to find an FSM that is equivalent to the original one, but with a set of states of smaller size. In this paper we follow the approach by Alur and co-workers (see e.g. [AY01, AKY99]), where a complex system is viewed as a "non-flat" system. A non-flat system is a "finite state machine" where each "state" can be either a basic state or a superstate [Har87] that hides inside an FSM or even a composition of FSMs. By expanding the superstates of a non-flat system to their corresponding FSMs an ordinary FSM is obtained. One of the early non-flat systems that appeared in the literature are *hierarchical state machines* (HSMs) [AY01]. While HSMs well capture modeling features of many design languages as for example Statecharts [Har87], they only consider sequential interaction among the FSMs involved. *Recursive state machines* (RSMs) [ABE⁺05] extend HSMs by allowing recursion in the sequential interaction of FSMs. As such, they well model sequential programming languages with recursive procedure calls. *Recursive Game Graphs*, a natural adaptation of RSMs to a game theoretic setting, have been studied in [Ete04]; *Pushdown Graphs* have been studied in [Cac02]. Both HSMs and RSMs do not exhibit concurrent compositional features. *Communicating hierarchical state machines* (CHSMs) [AKY99] generalize HSMs, by allowing FSMs to interact not only sequentially but also concurrently, through the notion of parallel composition. Reachability problems and checking language and bisimulation equivalences for CHSMs are proven in [AKY99] to fall in the class of exponential time and space complexity problems. This complexity result is in line with the ones further established in [LS00, SJ09] on complexity arising in checking a range of equivalence notions in the linear time-branching time spectrum [vG90] for networks of FSMs, modeled by parallel composition of FSMs. By following the conjecture of Rabinovich in [Rab97], the work in [LS00, SJ09] strongly suggest that there is

The research leading to these results has been partially supported by the Center of Excellence DEWS and received funding from the European Union Seventh Framework Programme [FP7/2007-2013] under grant agreement n.257462 HYCON2 Network of excellence.

no way to escape the so-called state explosion problem, when checking behavioral relations and in particular bisimulation equivalence, for non-flat systems exhibiting concurrent-types interaction.

In this paper we identify a novel class of concurrent non-flat systems, termed *Arenas of Finite State Machines* (AFSMs) for which complexity reduction via bisimulation can be performed without incurring in the state explosion problem. AFSMs are collections of FSMs that interact concurrently, through a communication network. For AFSMs we propose a notion of equivalence, termed *compositional bisimulation*, that is based on the communication network governing the interaction mechanism among the FSMs. The main contribution of the paper resides in showing that compositional bisimulation equivalence between AFSMs implies bisimulation equivalence between the corresponding expanded FSMs. This result is important because it implies that all properties preserved by bisimulation equivalence, e.g. linear temporal logic properties [CGP99], are also preserved by compositional bisimulation. Therefore, it can be of help in the formal verification and control design of complex systems modeled by AFSMs that admit compositional bisimulation. A computational complexity analysis reported in the paper reveals that checking compositional bisimulation between a pair of AFSMs scales as $O(N_1^2 + N_2^2)$ in space complexity and as $O((N_1^2 + N_2^2) \ln(N_1 + N_2))$ in time complexity, with the numbers N_1 and N_2 of FSMs composing the AFSMs. A standard approach, based on expanding the AFSMs to the corresponding FSMs exhibits an exponential space and time complexity. An application of the proposed results to the modeling and complexity reduction of the regulation of gene expression in the single-celled bacterium *E. coli* is included.

2. PRELIMINARY DEFINITIONS

2.1. Notation. Given a set A , the symbol 2^A denotes the set of subsets of A and the symbol $|A|$ denotes the cardinality of A . If $|A| = 1$ then A is said a singleton. A relation $R \subseteq A \times B$ is said to be total if for any $a \in A$ there exists $b \in B$ such that $(a, b) \in R$ and conversely, for any $b \in B$ there exists $a \in A$ such that $(a, b) \in R$. Given a relation $R \subseteq A \times B$, the inverse of R , denoted R^{-1} , is defined as $\{(b, a) \in B \times A : (a, b) \in R\}$. A relation $R \subseteq A \times B$ is the identity relation if $A = B$ and $a = b$ for all $(a, b) \in R$. A directed graph is a tuple $G = (V, E)$ where V is the set of vertices and E is the set of edges. We denote by \mathbb{N} the set of positive integers.

2.2. Finite State Machines. In this paper we consider finite state machines in the formulation of Moore [Moo56] where states are labeled with outputs and transitions are labeled with inputs.

Definition 2.1. [BG01] A Finite State Machine (FSM) is a tuple

$$(2.1) \quad M = (X, x^0, U, Y, H, \Delta),$$

where X is a finite set of states, $x^0 \in X$ is the initial state, U is a finite set of input symbols, Y is a finite set of output symbols, $H : X \rightarrow 2^Y$ is an output map, and $\Delta \subseteq X \times 2^U \times X$ is a transition relation.

When x^0 is skipped from the tuple in (2.1) any state in X is assumed to be an initial state. We denote a transition $(x, u, x') \in \Delta$ of FSM M by $x \xrightarrow[u]{\Delta} x'$. By definition of Δ , a transition of the form $x \xrightarrow[\Delta]{\emptyset} x'$ is allowed. Such a transition is viewed as private or internal to M . Throughout the paper we refer to an input $u = \emptyset$ as internal, and an input $u \neq \emptyset$ as external to M . Analogously, for a state $x \in X$, $H(x) = \emptyset$ is allowed, meaning that state x is not visible from the external environment. Despite classical formulations of Moore machines that model the transition relation as $\Delta \subseteq X \times U \times X$ and the output function as $H : X \rightarrow Y$, we model here Δ as a subset of $X \times 2^U \times X$ and H as a function from X to 2^Y . By this choice, multiple interactions of FSMs can be considered, as illustrated in Example 3.2 on a simple distributed system.

2.3. Equivalence notions. Several notions of equivalence have been proposed for the class of finite state machines, see e.g. [vG90]. In this paper we focus on the notion of bisimulation equivalence [Mil89, Par81] that is widely used as an effective tool to mitigate complexity of verification and control design of large scale complex systems, see e.g. [CGP99]. Consider a pair of FSMs $M_i = (X_i, x_i^0, U_i, Y_i, H_i, \Delta_i)$ ($i = 1, 2$). We start by recalling the notion of isomorphism.

Definition 2.2. The FSMs M_1 and M_2 are isomorphic, denoted $M_1 \cong^{\text{iso}} M_2$, if there exists a bijective function $\mathcal{T} : X_1 \rightarrow X_2$ such that $x_2^0 = \mathcal{T}(x_1^0)$, $H_1(x_1) = H_2(\mathcal{T}(x_1))$ for any $x_1 \in X_1$, and $x_1 \xrightarrow[\Delta_1]{u} x'_1$ if and only if $\mathcal{T}(x_1) \xrightarrow[\Delta_2]{u} \mathcal{T}(x'_1)$.

The notion of isomorphism is an equivalence relation on the class of FSMs. The notion of bisimulation equivalence is reported hereafter.

Definition 2.3. A set $R \subseteq X_1 \times X_2$ is a bisimulation relation between M_1 to M_2 if for any $(x_1, x_2) \in R$,

- (i) $H_1(x_1) = H_2(x_2)$;
- (ii) existence of $x_1 \xrightarrow[\Delta_1]{u_1} x'_1$ implies existence of $x_2 \xrightarrow[\Delta_2]{u_2} x'_2$ such that $u_1 = u_2$ and $(x'_1, x'_2) \in R$;
- (iii) existence of $x_2 \xrightarrow[\Delta_2]{u_2} x'_2$ implies existence of $x_1 \xrightarrow[\Delta_1]{u_1} x'_1$ such that $u_1 = u_2$ and $(x'_1, x'_2) \in R$.

FSMs M_1 and M_2 are bisimilar, denoted $M_1 \cong M_2$, if

- (iv) $(x_1^0, x_2^0) \in R$.

When the initial states x_1^0 and x_2^0 are skipped from the tuples M_1 and M_2 , condition (iv) is replaced by requiring relation R to be total. Bisimulation equivalence is an equivalence relation on the class of FSMs. The maximal bisimulation relation between FSMs M_1 and M_2 is a bisimulation relation $R^*(M_1, M_2)$ such that $R \subseteq R^*(M_1, M_2)$ for any bisimulation relation R between M_1 and M_2 . The maximal bisimulation relation exists and is unique. Given an FSM M the set $R^*(M, M)$ is an equivalence relation on the set of states of M . The quotient of M induced by $R^*(M, M)$, denoted $\mathbf{M}_{\min}(M)$, is the FSM bisimilar to M with the minimal number of states [CGP99]. FSM $\mathbf{M}_{\min}(M)$ exists and is unique up to isomorphisms.

Lemma 2.4. *If $\mathbf{M}_{\min}(M_1) \cong \mathbf{M}_{\min}(M_2)$ then $M_1 \cong^{\text{iso}} M_2$.*

Proof. Let X_i be the set of states of M_i . Minimality of $\mathbf{M}_{\min}(M_1)$ and $\mathbf{M}_{\min}(M_2)$ implies that the maximal bisimulation relation R^* between $\mathbf{M}_{\min}(M_1)$ and $\mathbf{M}_{\min}(M_2)$ is such that for any $x_1 \in X_1$ and $x_2 \in X_2$, sets $R^*(x_1) = \{x_2 \in X_2 | (x_1, x_2) \in R^*\}$ and $(R^*)^{-1}(x_2) = \{x_1 \in X_1 | (x_1, x_2) \in R^*\}$ are singletons. Hence, define function $\mathcal{T} : X_1 \rightarrow X_2$ by $\mathcal{T}(x_1) = x_2$ when $R^*(x_1) = \{x_2\}$. It is easy to see that function \mathcal{T} satisfies the properties required in Definition 2.2. \square

We conclude this section by recalling space and time complexity in checking bisimulation equivalence between FSMs.

Proposition 2.5. [PT87] *Space complexity in checking $M_1 \cong M_2$ is $O(|X_1| + |\Delta_1| + |X_2| + |\Delta_2|)$.*

Proposition 2.6. [PT87] *Time complexity in checking $M_1 \cong M_2$ is $O((|\Delta_1| + |\Delta_2|) \ln(|X_1| + |X_2|))$.*

3. ARENAS OF FINITE STATE MACHINES

In this section we introduce a new class of non-flat systems [AY01, AKY99], called *Arenas of Finite State Machines* (AFSMs). AFSMs are collections of FSMs that interact concurrently through a communication network. The syntax of an AFSM is specified by a directed graph:

$$\mathbb{A} = (\mathbb{V}, \mathbb{E}),$$

where \mathbb{V} is a collection of N FSMs M_i and $\mathbb{E} \subseteq \mathbb{V} \times \mathbb{V}$ describes the communication network of the FSMs M_i . In the definition of \mathbb{E} self loops $(M_i, M_i) \in \mathbb{E}$ would model communication of M_i with itself, which is tautological. For this reason in the sequel we assume $(M_i, M_i) \notin \mathbb{E}$. By expanding each vertex $M_i \in \mathbb{V}$ of \mathbb{A} an ordinary FSM is obtained, which is defined by:

$$\mathbb{M}(\mathbb{A}) = (X, x^0, U, Y, H, \Delta),$$

where $X = X_1 \times X_2 \times \dots \times X_N$, $x^0 = (x_1^0, x_2^0, \dots, x_N^0)$, $U = \bigcup_{M_i \in \mathbb{V}} U_i$, $Y = \bigcup_{M_i \in \mathbb{V}} Y_i$, $H((x_1, x_2, \dots, x_N)) = \bigcup_{M_i \in \mathbb{V}} H_i(x_i)$, and $\Delta \subseteq X \times 2^U \times X$ is such that

$$(3.1) \quad (x_1, x_2, \dots, x_N) \xrightarrow[\Delta]{u} (x'_1, x'_2, \dots, x'_N),$$

whenever $x_i \xrightarrow[\Delta_i]{u_i} x'_i$ is a transition of M_i for some u_i ($i = 1, 2, \dots, N$) and

$$(3.2) \quad u = \bigcup_{M_i \in \mathbb{V}} (u_i \setminus (\bigcup_{M_j \in \text{Pre}(\mathbb{A}, M_i)} H_j(x_j))),$$

where $\text{Pre}(\mathbb{A}, M_i) = \{M_j \in \mathbb{V} \mid (M_j, M_i) \in \mathbb{E}\}$.

Proposition 3.1. *Given an AFSM \mathbb{A} , the FSM $\mathbb{M}(\mathbb{A})$ is unique.*

Proof. Entities X , x^0 , U , Y and H in $\mathbb{M}(\mathbb{A})$ are uniquely determined from \mathbb{A} . For any collection of N transitions $x_i \xrightarrow[\Delta_i]{u_i} x'_i$ in M_i there exists one and only one transition in $\mathbb{M}(\mathbb{A})$ of the form (3.1) with u uniquely specified by (3.2). \square

FSM $\mathbb{M}(\mathbb{A})$ specifies the semantics of the AFSM \mathbb{A} . Such a semantic is implicitly given through a composition of FSMs that can be regarded as a notion of parallel composition [CGP99] that respects the topology of the AFMS communication network. The following simple example illustrates syntax and semantics of AFSMs.

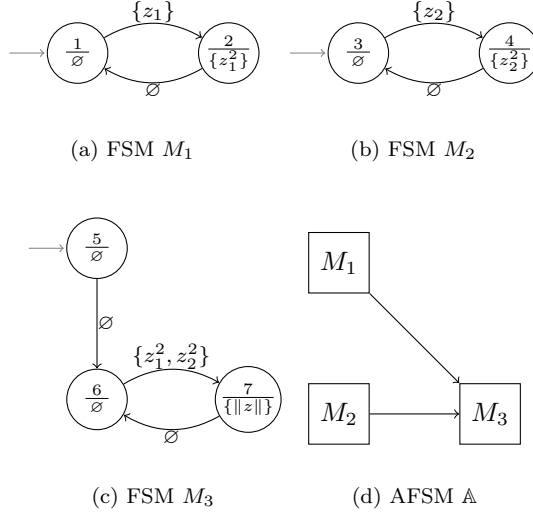
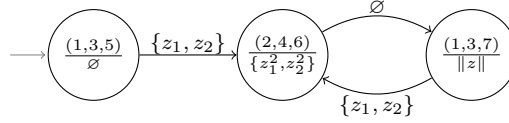
Example 3.2. Consider a distributed system composed of three computers C_1 , C_2 and C_3 , whose goal is to compute the Euclidean norm $\|z\| = \sqrt{z_1^2 + z_2^2}$ of a vector $z = (z_1, z_2) \in \mathbb{R}^2$ in a distributed fashion. While C_1 and C_2 are delegated to compute respectively z_1^2 and z_2^2 , C_3 takes as inputs the computations of C_1 and C_2 and outputs $\|z\|$. This simple distributed system can be modeled as the AFMS $\mathbb{A} = (\mathbb{V}, \mathbb{E})$ where $\mathbb{V} = \{M_1, M_2, M_3\}$ and $\mathbb{E} = \{(M_1, M_3), (M_2, M_3)\}$. FSMs M_i , each one modeling computers C_i , are illustrated in Figures¹ 1(a)(b)(c), while AFSM \mathbb{A} , modeling the computers' network, is depicted in Figure 1(d). By expanding \mathbb{A} , the FSM $\mathbb{M}(\mathbb{A})$ is obtained, whose accessible part² is depicted in Figure 2. Starting from $(1, 3, 5)$, when receiving the input $\{z_1, z_2\}$, FSM $\mathbb{M}(\mathbb{A})$ outputs in state $(2, 4, 6)$ the set $\{z_1^2, z_2^2\}$ and finally in state $(1, 3, 7)$ the requested output $\{\|z\|\}$. For illustrating the construction of FSM $\mathbb{M}(\mathbb{A})$, we describe in detail the construction of the transition $(2, 4, 6) \xrightarrow[\Delta]{u} (1, 3, 7)$. By applying the compositional rules defining the semantics of AFSMs, one gets: $2 \xrightarrow{\emptyset} 1$ is in M_1 , $4 \xrightarrow{\emptyset} 3$ is in M_2 , and $6 \xrightarrow{\{z_1^2, z_2^2\}} 7$ is in M_3 . Moreover, one first note that $\text{Pre}(\mathbb{A}, M_1) = \text{Pre}(\mathbb{A}, M_2) = \emptyset$ and $\text{Pre}(\mathbb{A}, M_3) = \{M_1, M_2\}$, from which $u = \emptyset$. The resulting transition $(2, 4, 6) \xrightarrow{\emptyset} (1, 3, 7)$ is indeed in $\mathbb{M}(\mathbb{A})$, as shown in Figure 2.

4. COMPOSITIONAL BISIMULATION OF AFSMS

A naïve approach to check bisimulation equivalence of two AFSMs \mathbb{A}^1 and \mathbb{A}^2 consists in first expanding them to FSMs $\mathbb{M}(\mathbb{A}^1)$ and $\mathbb{M}(\mathbb{A}^2)$ and then apply standard bisimulation algorithms (see e.g. [PT87, DPP04, Hop71]). The main practical limitation of this approach resides in the well-known state explosion problem, see e.g. [LS00, SJ09]. This is the key reason for us to propose an alternative approach to check bisimulation equivalence of AFSMs which is centered on the notion of *compositional bisimulation* that is introduced hereafter.

¹Each circle denotes a state and each edge a transition. In each circle, upper symbol denotes the state and lower symbol the output set associated with the state; symbols labeling edges denote the input sets associated with the transitions.

²The accessible part of the FSM M in (2.1) is the unique sub-finite state machine extracted from M , containing all and only the states of M that are reachable (or equivalently, accessible) in a finite number of transitions from its initial state x^0 , see e.g. [CL99].


 FIGURE 1. AFMS \mathbb{A} in Example 3.2.

 FIGURE 2. FSM $\mathbb{M}(\mathbb{A})$ in Example 3.2.

Definition 4.1. Given a pair of Arenas $\mathbb{A}^j = (\mathbb{V}^j, \mathbb{E}^j)$ of FSMs $M_1^j, M_2^j, \dots, M_{N_j}^j$ ($j = 1, 2$), a set $\mathbb{R} \subseteq \mathbb{V}^1 \times \mathbb{V}^2$, is a compositional bisimulation relation between \mathbb{A}^1 and \mathbb{A}^2 if for any $(M_i^1, M_j^2) \in \mathbb{R}$ the following conditions are satisfied:

- $M_i^1 \cong M_j^2$;
- existence of $(M_i^1, M_{i'}^1) \in \mathbb{E}^1$ implies existence of $(M_j^2, M_{j'}^2) \in \mathbb{E}^2$ such that $(M_{i'}^1, M_{j'}^2) \in \mathbb{R}$;
- existence of $(M_j^2, M_{j'}^2) \in \mathbb{E}^2$ implies existence of $(M_i^1, M_{i'}^1) \in \mathbb{E}^1$ such that $(M_{i'}^1, M_{j'}^2) \in \mathbb{R}$.

The AFMSs \mathbb{A}^1 and \mathbb{A}^2 are compositionally bisimilar, denoted $\mathbb{A}^1 \cong_c \mathbb{A}^2$, if there exists a total compositional bisimulation relation between \mathbb{A}^1 and \mathbb{A}^2 .

The notion of compositional bisimulation is an equivalence relation on the class of AFMSs. The maximal compositional bisimulation relation between AFMSs \mathbb{A}^1 and \mathbb{A}^2 is a compositional bisimulation relation $\mathbb{R}^*(\mathbb{A}^1, \mathbb{A}^2)$ such that $\mathbb{R} \subseteq \mathbb{R}^*(\mathbb{A}^1, \mathbb{A}^2)$ for any compositional bisimulation relation \mathbb{R} . The maximal compositional bisimulation exists and is unique. The set $\mathbb{R}^*(\mathbb{A}, \mathbb{A})$ is an equivalence relation on the collection of FSMs in \mathbb{A} . The quotient of \mathbb{A} induced by $\mathbb{R}^*(\mathbb{A}, \mathbb{A})$ is the minimal (in terms of the number of the FSMs involved) compositionally bisimilar AFMS of \mathbb{A} . The minimal AFMS of an AFMS \mathbb{A} , denoted $\mathbf{A}_{\min}(\mathbb{A})$, exists and is unique, up to isomorphisms.

Checking compositional bisimulation equivalence of AFMSs is equivalent to checking bisimulation equivalence of appropriate FSMs, as discussed hereafter. Consider a pair of AFMSs $\mathbb{A}^j = (\mathbb{V}^j, \mathbb{E}^j)$ ($j = 1, 2$). Since bisimulation is an equivalence relation on the set $\mathbb{V}_1 \cup \mathbb{V}_2$ of FSMs, it induces a partition of $\mathbb{V}_1 \cup \mathbb{V}_2$ in K equivalence classes C_1, C_2, \dots, C_K where $M_i, M_j \in C_k$ if and only if $M_i \cong M_j$. Note that $\{C_k\}_{k \in K}$ is a finite

set. Define the tuple:

$$(4.1) \quad M_{\mathbb{A}^j} = (X_{\mathbb{A}^j}, U_{\mathbb{A}^j}, Y_{\mathbb{A}^j}, H_{\mathbb{A}^j}, \Delta_{\mathbb{A}^j}),$$

where $X_{\mathbb{A}^j} = \mathbb{V}^j$, $U_{\mathbb{A}^j} = \emptyset$, $Y_{\mathbb{A}^j} = \{C_k\}_{k \in K}$, $H_{\mathbb{A}^j} : X_{\mathbb{A}^j} \rightarrow 2^{Y_{\mathbb{A}^j}}$ is defined by $H_{\mathbb{A}^j}(M_i^j) = \{C_k\}$ if $M_i^j \in C_k$, and $\Delta_{\mathbb{A}^j} \subseteq X_{\mathbb{A}^j} \times \emptyset \times X_{\mathbb{A}^j}$ is such that $M_i^j \xrightarrow[\Delta_{\mathbb{A}^j}]{\emptyset} M_{i'}^j$ when $(M_i^j, M_{i'}^j) \in \mathbb{E}^j$. By definition of $H_{\mathbb{A}^j}$, $H_{\mathbb{A}^j}(M_i^j) = H_{\mathbb{A}^j}(M_{i'}^j)$ if and only if $M_i^j \cong M_{i'}^j$. The syntax of the tuple in (4.1) is the same as the one of FSMs from which, the following result holds.

Proposition 4.2. $\mathbb{A}^1 \cong_c \mathbb{A}^2$ if and only if $M_{\mathbb{A}^1} \cong M_{\mathbb{A}^2}$.

Proof. By Definitions 2.3 and 4.1, it is readily seen that $\mathbb{A}^1 \cong_c \mathbb{A}^2$ if and only if the set $\mathbb{R}^*(\mathbb{A}^1, \mathbb{A}^2)$ is a total bisimulation relation between $M_{\mathbb{A}^1}$ and $M_{\mathbb{A}^2}$. \square

We are now ready to present the main result of the paper, that shows that the notion of compositional bisimulation of AFSMs is consistent with the notion of bisimulation of the corresponding expanded FSMs.

Theorem 4.3. If $\mathbb{A}^1 \cong_c \mathbb{A}^2$ then $\mathbb{M}(\mathbb{A}^1) \cong \mathbb{M}(\mathbb{A}^2)$.

Proof. Let be $\mathbb{A}^j = (\mathbb{V}^j, \mathbb{E}^j)$ with $\mathbb{V}^j = \{M_1^j, M_2^j, \dots, M_{N_j}^j\}$ and $M_i^j = (X_i^j, x_i^{0,j}, U_i^j, Y_i^j, H_i^j, \Delta_i^j)$ ($i = 1, 2, \dots, N_j$, $j = 1, 2$). Set $\mathbb{M}(\mathbb{A}^j) = (X^j, x^{0,j}, U^j, Y^j, H^j, \Delta^j)$ ($j = 1, 2$). Since $\mathbb{A}^1 \cong_c \mathbb{A}^2$, relation $\mathbb{R}^*(\mathbb{A}^1, \mathbb{A}^2)$ is total. Consider the relation $R \subseteq X^1 \times X^2$ defined by $(x^1, x^2) \in R$ with $x^1 = (x_1^1, x_2^1, \dots, x_{N_1}^1)$ and $x^2 = (x_1^2, x_2^2, \dots, x_{N_2}^2)$ if and only if $(x_i^1, x_j^2) \in R^*(M_i^1, M_j^2)$ and $(M_i^1, M_j^2) \in \mathbb{R}^*(\mathbb{A}^1, \mathbb{A}^2)$. Consider $(x^1, x^2) = ((x_1^1, x_2^1, \dots, x_{N_1}^1), (x_1^2, x_2^2, \dots, x_{N_2}^2)) \in R$. By definition of R , $H_i^1(x_i^1) = H_j^2(x_j^2) = \bigcup_{k \in I(i)} H_k^2(x_k^2)$ for any $i = 1, 2, \dots, N_1$ and $j \in I(i) = \{k \in \{1, 2, \dots, N_2\} \mid (M_i^1, M_k^2) \in \mathbb{R}^*(\mathbb{A}^1, \mathbb{A}^2)\}$. Hence one gets:

$$\begin{aligned} H^1(x^1) &= \bigcup_{M_i \in \mathbb{V}^1} H_i^1(x_i^1) = \bigcup_{M_i \in \mathbb{V}^1} (\bigcup_{k \in I(i)} H_k^2(x_k^2)) \\ &= \bigcup_{M_j \in \mathbb{V}^2} H_j^2(x_j^2) = H^2(x^2). \end{aligned}$$

Note that the third equality in the above chain of equalities holds because $\mathbb{R}^*(\mathbb{A}^1, \mathbb{A}^2)$ is total. Hence, condition (i) in Definition 2.3 is satisfied. Consider any transition $(x_1^1, x_2^1, \dots, x_{N_1}^1) \xrightarrow{u^1} (z_1^1, z_2^1, \dots, z_{N_1}^1)$ in $\mathbb{M}(\mathbb{A}^1)$. By definition of $\mathbb{M}(\mathbb{A}^1)$ there exist transitions $x_i^1 \xrightarrow[\Delta_i^1]{u_i^1} z_i^1$ of M_i^1 ($i = 1, 2, \dots, N_1$), such that:

$$(4.2) \quad u^1 = \bigcup_{M_i \in \mathbb{V}^1} (u_i^1 \setminus (\bigcup_{M_{i'} \in \text{Pre}(\mathbb{A}^1, M_i)} H_{i'}^1(x_{i'}^1))).$$

By definition of R , for any $i = 1, 2, \dots, N_1$ there exist transitions $x_j^2 \xrightarrow[\Delta_j^2]{u_j^2} z_j^2$ of M_j^2 , with $(M_i^1, M_j^2) \in \mathbb{R}^*(\mathbb{A}^1, \mathbb{A}^2)$ and

$$(4.3) \quad (z_i^1, z_j^2) \in R^*(M_i^1, M_j^2),$$

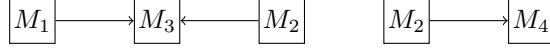
$$(4.4) \quad u_i^1 = u_j^2,$$

$$(4.5) \quad H_i^1(x_i^1) = H_j^2(x_j^2).$$

Set:

$$(4.6) \quad u^2 = \bigcup_{M_j \in \mathbb{V}^2} (u_j^2 \setminus (\bigcup_{M_{j'} \in \text{Pre}(\mathbb{A}^2, M_j)} H_{j'}^2(x_{j'}^2))),$$

and consider the transition $(x_1^2, x_2^2, \dots, x_{N_2}^2) \xrightarrow{u^2} (z_1^2, z_2^2, \dots, z_{N_2}^2)$ in $\mathbb{M}(\mathbb{A}^2)$. By definition of the relation R and by combining (4.2), (4.4), (4.5) and (4.6), one gets $u^1 = u^2$ from which, together with condition (4.3), one gets $((z_1^1, z_2^1, \dots, z_{N_1}^1), (z_1^2, z_2^2, \dots, z_{N_2}^2)) \in R$. Thus, condition (ii) in Definition 2.3 is proved. Condition (iii) can be proven by using similar arguments. Finally condition (iv) holds by definition of R . \square


 FIGURE 3. AFSM \mathbb{A}_1 in the left and AFSM \mathbb{A}_2 in the right.

The converse implication of the above result, i.e. whether $\mathbb{M}(\mathbb{A}^1) \cong \mathbb{M}(\mathbb{A}^2)$ implies $\mathbb{A}^1 \cong_c \mathbb{A}^2$, is not true in general, as shown in the following counterexample.

Example 4.4. Consider four FSMs $M_i = (X_i, X_i^0, U_i, Y_i, H_i, \Delta_i)$, where each M_i is characterized by the unique transition $x_i^0 \xrightarrow[\Delta_i]{u_i} x_i^+$, where:

	M_1	M_2	M_3	M_4
u_i	$\{a\}$	$\{c\}$	$\{b, d\}$	$\{a, d\}$
$H_i(x_i^0)$	$\{b\}$	$\{d\}$	$\{e\}$	$\{b, e\}$
$H_i(x_i^+)$	$\{f\}$	$\{f\}$	$\{f\}$	$\{f\}$

Consider a pair of AFSMs $\mathbb{A}^1 = (\mathbb{V}^1, \mathbb{E}^1)$ and $\mathbb{A}^2 = (\mathbb{V}^2, \mathbb{E}^2)$, depicted in Figure 3, where:

$$\begin{aligned} \mathbb{V}^1 &= \{M_1, M_2, M_3\}, & \mathbb{E}^1 &= \{(M_1, M_3), (M_2, M_3)\}, \\ \mathbb{V}^2 &= \{M_2, M_4\}, & \mathbb{E}^2 &= \{(M_2, M_4)\}. \end{aligned}$$

It is easy to see that FSM $\mathbb{M}(\mathbb{A}^1)$ is composed by the unique transition:

$$(x_1^0, x_2^0, x_3^0) \xrightarrow{\{a, c\}} (x_1^+, x_2^+, x_3^+),$$

with output function H^1 defined by $H^1(x_1^0, x_2^0, x_3^0) = \{b, d, e\}$ and $H^1(x_1^+, x_2^+, x_3^+) = \{f\}$. Moreover, FSM $\mathbb{M}(\mathbb{A}^2)$ is characterized by the unique transition:

$$(x_2^0, x_4^0) \xrightarrow{\{a, c\}} (x_2^+, x_4^+),$$

with output function H^2 defined by $H^2(x_2^0, x_4^0) = \{b, d, e\}$ and $H^2(x_2^+, x_4^+) = \{f\}$. Hence, FSMs $\mathbb{M}(\mathbb{A}^1)$ and $\mathbb{M}(\mathbb{A}^2)$ are bisimilar. On the other hand, it is easy to see that FSM M_4 is bisimilar to no FSM M_i , $i = 1, 2, 3$. Hence, \mathbb{A}^1 and \mathbb{A}^2 are not compositionally bisimilar.

Theorem 4.3 can be used to reduce the size of AFSMs through compositional bisimulation, as follows.

Corollary 4.5. $\mathbf{M}_{\min}(\mathbb{M}(\mathbb{A})) \cong^{\text{iso}} \mathbf{M}_{\min}(\mathbb{M}(\mathbf{A}_{\min}(\mathbb{A})))$.

Proof. By definition of \mathbf{M}_{\min} , $\mathbf{M}_{\min}(\mathbb{M}(\mathbb{A})) \cong \mathbb{M}(\mathbb{A})$ and $\mathbb{M}(\mathbf{A}_{\min}(\mathbb{A})) \cong \mathbf{M}_{\min}(\mathbb{M}(\mathbf{A}_{\min}(\mathbb{A})))$. Since $\mathbb{A} \cong_c \mathbf{A}_{\min}(\mathbb{A})$, by Theorem 4.3, $\mathbb{M}(\mathbb{A}) \cong \mathbb{M}(\mathbf{A}_{\min}(\mathbb{A}))$. Hence,

$$\mathbf{M}_{\min}(\mathbb{M}(\mathbb{A})) \cong \mathbb{M}(\mathbb{A}) \cong \mathbb{M}(\mathbf{A}_{\min}(\mathbb{A})) \cong \mathbf{M}_{\min}(\mathbb{M}(\mathbf{A}_{\min}(\mathbb{A})))$$

that, by transitivity implies $\mathbf{M}_{\min}(\mathbb{M}(\mathbb{A})) \cong \mathbf{M}_{\min}(\mathbb{M}(\mathbf{A}_{\min}(\mathbb{A})))$ which, by Lemma 2.4, concludes the proof. \square

The above result suggests a method to use compositional bisimulation for complexity reduction of AFSMs, as summarized in the following algorithm:

- Compute the relation $\mathbb{R}^*(\mathbb{A}, \mathbb{A})$.
- Compute the quotient $\mathbf{A}_{\min}(\mathbb{A})$.
- Expand the AFSM $\mathbf{A}_{\min}(\mathbb{A})$ to the FSM $\mathbb{M}(\mathbf{A}_{\min}(\mathbb{A}))$.
- Compute the relation $\mathbb{R}^*(\mathbb{M}(\mathbf{A}_{\min}(\mathbb{A})), \mathbb{M}(\mathbf{A}_{\min}(\mathbb{A})))$.
- Compute the quotient $\mathbf{M}_{\min}(\mathbb{M}(\mathbf{A}_{\min}(\mathbb{A})))$.

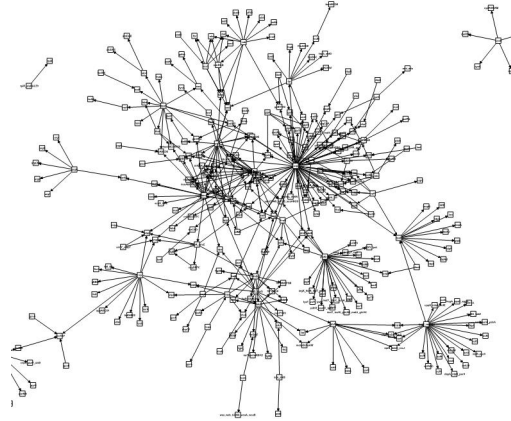


FIGURE 4. A transcription network that represent about 10% of the transcription interactions in the bacterium *E. coli*.

5. COMPLEXITY ANALYSIS

In this section we compare computational complexity in checking compositional bisimulation equivalence between AFSMs and bisimulation equivalence between the corresponding expanded FSMs. Consider a pair of AFSMs $\mathbb{A}^i = (\mathbb{V}^i, \mathbb{E}^i)$ composed of N_i FSMs and set $\mathbb{M}(\mathbb{A}^i) = (X^i, x_i^0, U^i, Y^i, H^i, \Delta^i)$ ($i = 1, 2$). As common practice in the analysis of non-flat systems, e.g. [LS00, SJ09], in the sequel we evaluate how computational complexity scales with the number N_i of FSMs in AFSMs \mathbb{A}^i . We start by evaluating the computational complexity in checking bisimulation equivalence of the flattened systems $\mathbb{M}(\mathbb{A}^1)$ and $\mathbb{M}(\mathbb{A}^2)$. As a direct application of Propositions 2.5 and 2.6, one gets the following results.

Corollary 5.1. *Space complexity in checking $\mathbb{M}(\mathbb{A}^1) \cong \mathbb{M}(\mathbb{A}^2)$ is $O(2^{N_1} + 2^{N_2})$.*

Corollary 5.2. *Time complexity in checking $\mathbb{M}(\mathbb{A}^1) \cong \mathbb{M}(\mathbb{A}^2)$ is $O((2^{N_1} + 2^{N_2}) \ln(2^{N_1} + 2^{N_2}))$.*

The above result quantifies the aforementioned state explosion problem [LS00, SJ09] in the class of AFSMs. We now discuss computational complexity in checking compositional bisimulation.

Proposition 5.3. *Space complexity in checking $\mathbb{A}^1 \cong_c \mathbb{A}^2$ is $O(N_1^2 + N_2^2)$.*

Proof. Direct consequence of Propositions 2.5 and 4.2. □

Proposition 5.4. *Time complexity in checking $\mathbb{A}^1 \cong_c \mathbb{A}^2$ is $O((N_1^2 + N_2^2) \ln(N_1 + N_2))$.*

Proof. By Proposition 4.2, checking $\mathbb{A}^1 \cong_c \mathbb{A}^2$ reduces to: (1) construct FSMs $M_{\mathbb{A}^1}$ and $M_{\mathbb{A}^2}$ and, (2) check if $M_{\mathbb{A}^1} \cong M_{\mathbb{A}^2}$. Regarding (1), time complexity effort reduces to the one of defining functions $H_{\mathbb{A}^1}$ and $H_{\mathbb{A}^2}$ which amounts to $O((N_1 + N_2)^2)$. Regarding (2), by Proposition 2.6, time complexity in checking $M_{\mathbb{A}^1} \cong M_{\mathbb{A}^2}$ is given by $O((N_1^2 + N_2^2) \ln(N_1 + N_2))$. Since the last term is dominant over $O((N_1 + N_2)^2)$, the result follows. □

6. REGULATION OF GENE EXPRESSION IN *E. coli*

Several mathematical models have been proposed in the control systems' and computer science literature to model genetic regulatory systems, see e.g. [Jon02], and the references therein. We recall directed and undirected graphs, bayesian, boolean and generalized logical networks in the class of discrete systems, and nonlinear, piecewise-linear, qualitative, partial differential equations in the class of continuous systems. Stochastic hybrid systems have been proposed in [JHS⁺08]. These models can be broadly classified along two

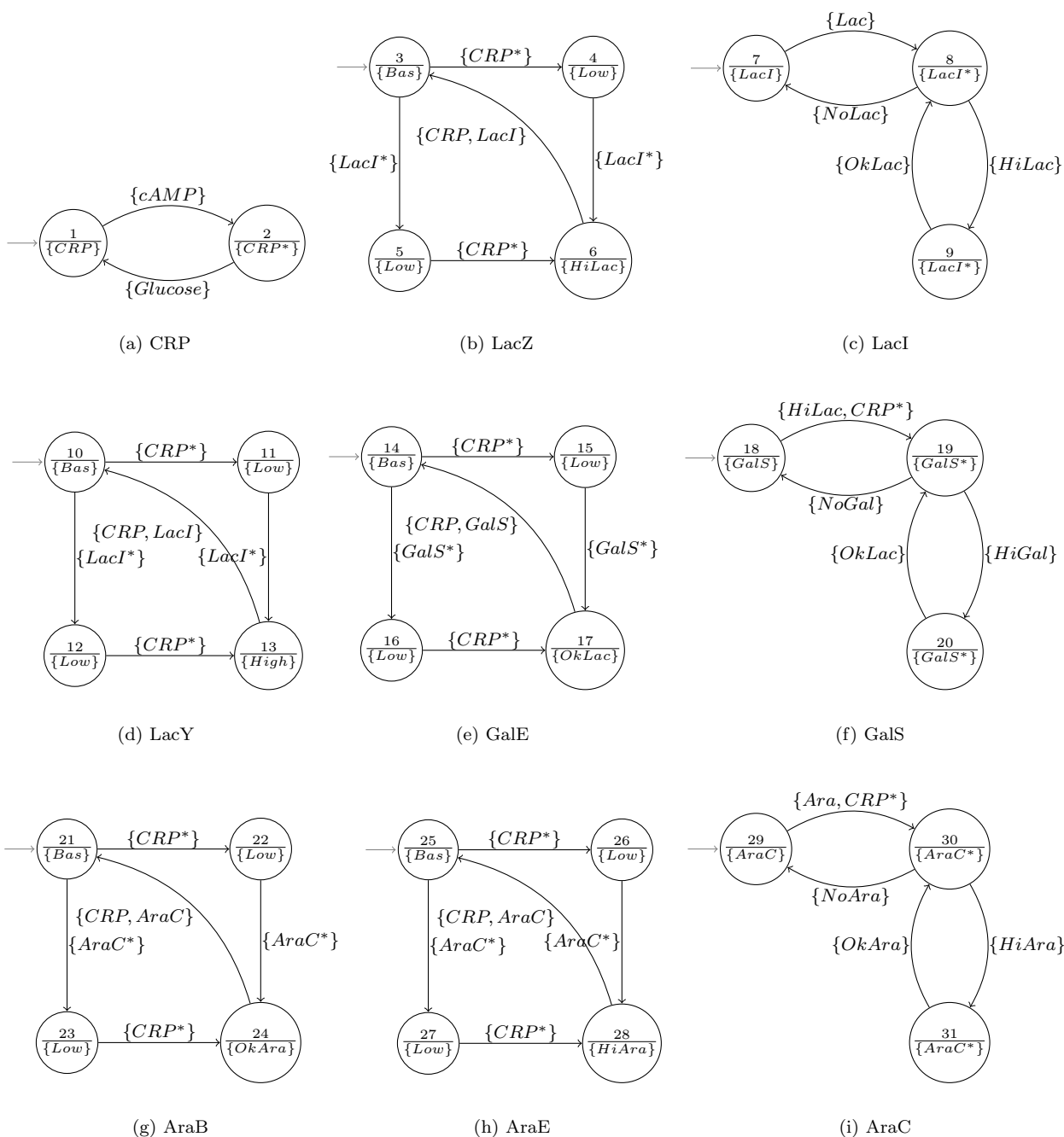


FIGURE 5. FSMs modeling proteins involved in the AFSM \mathbb{A} .

orthogonal mathematical paradigms: (i) discrete, vs. continuous, vs. hybrid models; (ii) deterministic, vs. non-deterministic, vs. stochastic models. AFSMs fall in the class of discrete non-deterministic systems. An exhaustive comparison of AFSMs with the aforementioned models is out of the scope of this section. We only mention that the discrete systems proposed in the literature well capture the network of the genes but lack in modeling the dynamics of each gene. In the following we show that AFSMs are appropriate to describe

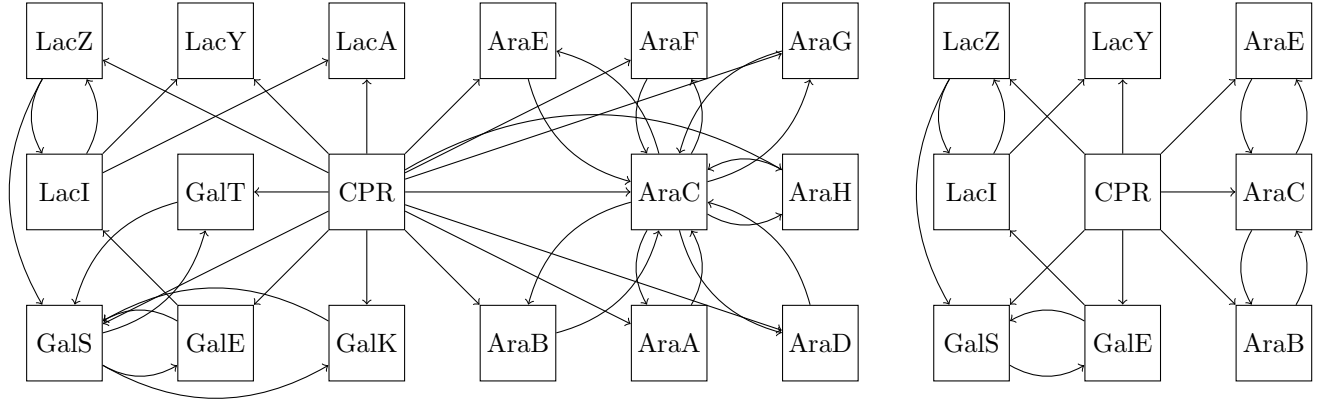


FIGURE 6. AFSM \mathbb{A} in the left panel and the minimal AFSM $\mathbb{A}_{\min}(\mathbb{A})$ in the right panel.

both the genes' network and the dynamics of each gene. Moreover, we show that the notion of compositional bisimulation can lead to a sensible reduction in the size of the proposed model.

We consider the genetic regulatory system of the single-celled bacterium *Escherichia Coli* (*E. coli*). In the sequel we only report basic facts about this regulatory system; the interested reader can refer to e.g. [LNC93, Rus02, Alo07] for more details. *E. coli* is a single-celled bacterium with a few million of proteins. During its life *E. coli* encounters situations in which production of proteins is required. Each protein is produced by its gene. Each gene is a double strand of the Deoxyribonucleic acid (DNA) which encodes the information needed for the production of a specific protein. The transcription of a gene is the process by which Ribonucleic acid (RNA) polymerase produces messenger RNA (mRNA) corresponding to the sequence of genetic code. The mRNA is then translated into a protein that is known as gene product. The genes whose activity is controlled in response to the needs of the cell, are called regulated genes. Regulated genes require special proteins called effectors or inducers which implement a kind of induction in the target gene. These proteins can bind to DNA and promote RNA transcription. When extracellular stimuli are perceived, such effectors promote RNA transcription and thus protein translation, as requested. Figure 4 describes a transcription network, representing about 10% of the transcription interactions in *E. coli*. Each node represents a gene. An edge (X,Y) indicates that the transcription factor encoded in X regulates operon Y .

E. coli grows in moist soil containing salts which include a source of nitrogen, and a carbon source as glucose. The energy needed for biochemical reactions in *E. coli* is derived from the metabolism of glucose and other secondary sugars including lactose, galactose and arabinose. For simplicity, in the following we focus on (only) the metabolic regulation of lactose, galactose and arabinose, see e.g. [Rus02, LNC93, Alo07]. When lactose is the sole source of carbon in the soil, three proteins are synthesized, which are necessary to metabolize lactose:

- β -galactosidase (LacZ). This enzyme catalyzes splitting of lactose into glucose and galactose and catalyzes isomerization of lactose to allolactose.
- Lactose permease (LacY). It is located in the cytoplasmic membrane of *E. coli* and is needed for the active transport of lactose into the cell.
- Transacetylase (LacA). This enzyme modifies toxic molecules of lactose to facilitate their removal from the cell.

When glucose is present, on average, only three molecules of β -galactosidase are present in the cell. This is because the genes of the three proteins are repressed by a protein encoded by gene LacI. After entering into the cell, lactose is converted into allolactose through a biochemical reaction that is catalyzed by one of the few copies of β -galactosidase. Then, allolactose binds to repressor LacI and after its dissociation, genes LacZ, LacY and LacA are expressed, thus producing a 1000-fold increase in the concentration of β -galactosidase. As already mentioned, for lactose to be metabolized, two conditions are needed: presence of lactose and absence

of glucose. The latter is perceived by the cell via the cyclic adenosine monophosphate (cAMP) that is a molecule whose concentration is inversely proportional to that of glucose. This molecule acts as a coactivator in respect of an activator protein, called cAMP receptor protein (CRP). When glucose is absent, the cAMP–CRP complex binds to a specific site near the promoter of the genes for *LacZ*, *LacY* and *LacA* and increases 50 times the transcription of their mRNA. Metabolic regulation of lactose can be formalized as an AFSM (see Figure 6 (Left Panel)) which involves proteins CRP, *LacI*, *LacZ*, *LacY* and *LacA*. We start by describing the FSM modeling the protein complex CRP–cAMP (Figure 5(a)). Complex CRP–cAMP switches from the inactive state 1 to the active state 2 when input $\{cAMP\}$, signaling absence of glucose, is perceived. As soon as glucose is perceived by the cell, the FSM switches to the initial state 1. Similarly we can represent the evolution of protein *LacI*. The corresponding FSM is depicted in Figure 5(c). It consists of three states: state 7, modeling that the protein is disabled, state 8, modeling activation of the protein, and state 9 modeling high activation of the protein. Transcribed proteins *LacZ* and *LacY* are illustrated in Figures 5(b)(d). We do not report the FSM of *LacA* because the mechanism by which *LacA* reacts to external stimuli is the same as the one of *LacY*; hence, we assume $LacY \cong LacA$. If regulator proteins CRP and *LacI* are disabled, proteins *LacZ* and *LacY* are in their basal states 3 and 10, respectively. Both *LacZ* and *LacY* switch from states 3 and 10 to low transcription states 4, 5 and respectively 11, 12 if only one of proteins CRP and *LacI* are activated or equivalently, if either CRP is in state 2 or *LacI* is in state 8. Finally, *LacZ* and *LacY* switch to high transcription states 6 and 13 if both CRP and *LacI* are in states 2 and 8, respectively. Moreover, when *LacZ* is in state 6, it induces a transition in *LacI* from state 8 (modeling activation of protein *LacI*) to state 9 (modeling high activation of protein *LacI*).

The regulatory mechanism for the production of proteins capable of recruiting galactose and arabinose is similar to that of lactose. In particular, the galactose system involves proteins *GalS*, *GalE*, *GalT*, *GalK*. Figures 5(e)(f) reports FSM modeling of *GalE* and *GalS* respectively. FSMs of proteins *GalT* and *GalK* are not reported because the mechanism by which proteins *GalT* and *GalK* react to external stimuli is the same as the one of *GalE*, from which we assume $GalE \cong GalT \cong GalK$. The arabinose system involves proteins *AraA*, *AraB*, *AraC*, *AraD*, *AraE*, *AraF*, *AraG* and *AraK*. Figures 5(g)(h)(i) reports FSM modeling of *AraB*, *AraE* and *AraC* respectively. FSMs of proteins *AraA*, *AraC*, *AraD*, *AraF* and *AraG* are not reported because the external behavior of proteins *AraE*, *AraF*, *AraG* and *AraH* can be considered as equivalent, which implies $AraE \cong AraF \cong AraG \cong AraH$; similarly, the external behavior of proteins *AraB*, *AraA* and *AraD* can be considered as equivalent, which implies $AraB \cong AraA \cong AraD$. The obtained AFSM \mathbb{A} is reported in Figure 6 (left panel).

We conclude this section by computing the minimal bisimilar FSM of $\mathbf{M}(\mathbb{A})$ through the algorithm illustrated in Section 4.1:

- The relation $\mathbb{R}^*(\mathbb{A}, \mathbb{A})$ has been computed and the induced equivalence classes are: $\{AraC\}$, $\{CPR\}$, $\{GalS\}$, $\{LacZ\}$, $\{LacI\}$, $\{LacY, LacA\}$, $\{GalE, GalT, GalK\}$, $\{AraA, AraB, AraD\}$ and $\{AraE, AraF, AraG, AraH\}$.
- The quotient $\mathbf{A}_{\min}(\mathbb{A})$ has been computed and is illustrated in Figure 6 (right panel).
- By expanding $\mathbf{A}_{\min}(\mathbb{A})$ the FSM $\mathbf{M}(\mathbf{A}_{\min}(\mathbb{A}))$ is obtained, which consists of 55,296 states.
- The relation $R^*(\mathbf{M}(\mathbf{A}_{\min}(\mathbb{A})), \mathbf{M}(\mathbf{A}_{\min}(\mathbb{A})))$ is the identity relation.
- The quotient $\mathbf{M}_{\min}(\mathbf{M}(\mathbf{A}_{\min}(\mathbb{A})))$ coincides with $\mathbf{M}(\mathbf{A}_{\min}(\mathbb{A}))$.

The above computations required to run bisimulation algorithms on the collection of FSMs M_i composing \mathbb{A} , whose sets of states sum up to 35 states, and the FSM $M_{\mathbb{A}}$ induced by \mathbb{A} , whose states are 17. A naive approach to compute $\mathbf{M}_{\min}(\mathbf{M}(\mathbb{A}))$, would apply bisimulation algorithms directly to $\mathbf{M}(\mathbb{A})$, which is composed of 4,831,838,208 states.

7. CONCLUSION

In this paper we introduced the class of Arenas of Finite State Machines. We also proposed the notion of compositional bisimulation that provides a method to assess bisimulation equivalence between AFSMs,

without the need of expanding them to the corresponding FSMs and hence, without incurring in the state explosion problem. Future research direction is two-fold. From the theoretical point of view, we will focus on generalizations of the results presented here to non-flat systems exhibiting more general compositional features, as both parallel and sequential composition. From the point of view of the systems' biology application that we proposed, we will investigate the use of AFSMs for the formal analysis of such systems.

Acknowledgement: The authors thank Alberto Sangiovanni Vincentelli, Davide Pezzuti, Pasquale Palumbo and Letizia Giampietro for fruitful discussions on the topics of this paper.

REFERENCES

- [ABE⁺05] R. Alur, M. Benedikt, K. Etessami, P. Godefroid, T. Reps, and M. Yannakakis. Analysis of recursive state machines. *ACM Transactions on Programming Languages and Systems*, 27(4):786–818, July 2005.
- [AKY99] R. Alur, S. Kannan, and M. Yannakakis. Communicating hierarchical state machines. In *Computer Science Automata, Languages and Programming*, volume 1644 of *Lecture Notes in Computer Science*, pages 169–178. Springer Verlag, 1999.
- [Alo07] U. Alon. *An Introduction to Systems Biology: Design Principles of Biological Circuits*. Chapman and Hall/CRC Press, 2007.
- [AY01] R. Alur and M. Yannakakis. Model checking of hierarchical state machines. *ACM Transactions on Programming Languages and Systems*, 23(3):273–303, 2001.
- [BG01] D. Bustan and O. Grumberg. Modular Minimization of Deterministic Finite-State Machines. In *6th International Workshop on Formal Methods for Industrial Critical Systems*, volume 6, pages 163–178, Paris, France, December 2001.
- [Cac02] T. Cachat. Symbolic strategy synthesis for games on pushdown graph. In *Computer Science Automata, Languages and Programming*, volume 2380 of *Lecture Notes in Computer Science*, pages 704–715. Springer Verlag, 2002.
- [CGP99] E.M. Clarke, O. Grumberg, and D. Peled. *Model Checking*. MIT Press, 1999.
- [CL99] C.G. Cassandras and S. Lafortune. *Introduction to Discrete Event Systems*. Kluwer Academic Publishers, 1999.
- [DPP04] A. Dovier, C. Piazza, and A. Policriti. An efficient algorithm for computing bisimulation. *Theoretical Computer Science*, 311(1–3):221–256, 2004.
- [Ete04] K. Etessami. Analysis of recursive game graphs using data flow equations. In *5th International Conference on Verification, Model Checking, and Abstract Interpretation*, volume 2937 of *Lecture Notes in Computer Science*, pages 282–296. Springer Verlag, 2004.
- [Har87] D. Harel. Statecharts: A visual formalism for complex systems. *Science of Computer Programming*, 8:231–274, 1987.
- [Hop71] J.E. Hopcroft. An $n \log(n)$ algorithm for minimizing states in a finite automaton. In Z. Kohavi and A. Paz, editors, *Theory of Machines and Computations*. Academic Press, New York, 1971.
- [JHS⁺08] A.A. Julius, A. Halasz, M.S. Sakar, H. Rubin, V. Kumar, and G.J. Pappas. Stochastic Modeling and Control of Biological Systems: The Lactose Regulation System of Escherichia Coli. *IEEE Transactions on Automatic Control*, 53:51–65, 2008. Special Issue on Systems Biology.
- [Jon02] H. De Jong. Modeling and simulation of genetic regulatory systems: A literature review. *Journal of computing biology*, 9(1):67–103, 2002.
- [LNC93] A.L. Lehninger, D.L. Nelson, and M.M. Cox. *Principles of biochemistry*. Worth, New York, 1993.
- [LS00] F. Laroussinie and P. Schnoebelen. The state explosion problem from trace to bisimulation equivalence. In *Foundations of Software Science and Computation Structures*, volume 1784 of *Lecture Notes in Computer Science*, pages 192–207. Springer Verlag, 2000.
- [Mil89] R. Milner. *Communication and Concurrency*. Prentice Hall, 1989.
- [Moo56] E.F. Moore. Gedanken-experiments on sequential machines. In C.E. Shannon and J. Mc-Carthy, editors, *Annals of Mathematics Studies*, volume 34 of *Automata Studies*, pages 129–153. Princeton University Press, Princeton, NJ, 1956.
- [Par81] D.M.R. Park. Concurrency and automata on infinite sequences. volume 104 of *Lecture Notes in Computer Science*, pages 167–183, 1981.
- [PT87] R. Paige and R.E. Tarjan. Three partition refinement algorithms. *SIAM Journal on Computing*, 16(6):987–989, 1987.
- [Rab97] A. Rabinovich. Complexity of equivalence problems for concurrent systems of finite agents. *Information and Computation*, 139(2):111–129, 1997.
- [Rus02] P.J. Russell. *I-Genetica*. Edises, 2002.
- [SJ09] Z. Sawa and P. Janar. Hardness of equivalence checking for composed finite-state systems. *Acta Informatica*, 46(3):169–191, 2009.
- [vG90] R.J. van Glabbeek. The linear time-branching time spectrum. In *CONCUR '90 Theories of Concurrency: Unification and Extension*, volume 458 of *Lecture Notes in Computer Science*, pages 278–297. Springer Verlag, 1990.

¹ DEPARTMENT OF ELECTRICAL AND INFORMATION ENGINEERING, CENTER OF EXCELLENCE DEWS, UNIVERSITY OF L'AQUILA, POGGIO DI ROIO, 67040 L'AQUILA, ITALY

E-mail address: {giordano.pola,mariadomenica.dibenedetto,elena.desantis}@univaq.it