

# Alternative Route to Strong Interaction: *Narrow* Feshbach Resonance

Tin-Lun Ho<sup>†</sup> and Xiaoling Cui<sup>††</sup>

<sup>†</sup>*Department of Physics, The Ohio State University, Columbus, OH 43210, USA*

<sup>††</sup>*Institute for Advanced Study, Tsinghua University, Beijing 100084, China*

(Dated: September 1, 2022)

We show from virial expansion that a narrow resonance produces strong interaction effects far beyond its width on the side of the resonance where the bound state has not been formed. This is due to a resonance structure of its phase shift, which shifts the phase of a large number of scattering states by  $\pi$  before the bound state emerges. As a result, the magnitude of the interaction energy when approaching the resonance on the “upper” and “lower” branch from different side of the resonance is highly asymmetric, unlike their counter part in wide resonances. Measurement of these effects are experimentally feasible.

Strongly interacting Fermi gases are known for their universal properties and their “high” superfluid transition temperature ( $T_c$ ), in the sense that the ratio  $T_c/T_F$  is highest among all known superfluids, where  $T_F$  is the Fermi temperature. Since strong interactions are often the source of macroscopic quantum effects, it is useful to have more examples of strongly interacting systems that can be analyzed in detail. The interacting Fermi gases studied today are mostly associated with the so-called “wide” resonances, whose widths are much larger than the Fermi energy  $E_F$ . In contrast, there are very few studies on “narrow” resonances. This is probably due to the general belief that the effect of a resonance could only be felt within its width, and to stabilize the magnetic field within the width of a narrow resonance is a taunting task.

Here, we show that such general view is incorrect. This can be shown rigorous from the second virial coefficient  $b_2$ , which gives the interaction contribution to the pressure in low fugacity limit. We shall see that for narrow resonances,  $b_2$  remains sizable far beyond the width, and  $b_2 \sim 1$  right at resonance, twice the value of wide resonance[1]. Another major difference between wide and narrow resonance is the interaction energy of their scattering states ( $\epsilon^{extended}$ ). For wide resonances,  $\epsilon^{extended}$  is antisymmetric about the resonance. For narrow resonance,  $\epsilon^{extended}$  is large and negative on the “atomic” side (where bound state is absent), but close to zero on the “molecular” side (where bound state is present). These properties are caused by the unique feature of the phase shift of narrow resonance, which has a resonance structure at an energy equal to the distance away from resonance. The fact that the interaction energy for narrow resonance is higher than that of wide resonance and extends far beyond its width means that they should be observable.

*Wide and narrow resonance:* Currently, there are two schemes to classify wide and narrow resonances. The first (denoted as **(A)**) is based on the property of the two-body systems[2]. The second (denoted as **(B)**) makes use of the Fermi energy  $E_F$  of the many-body system [3–6]. They are not equivalent. To discuss their differences

and relations, recall that the s-wave scattering length as a function of magnetic field is  $a_s(B) = a_{bg} \left( \frac{B-B_0}{B-B_\infty} \right)$ , or

$$a_s(B) = a_{bg} \left( 1 - \frac{\gamma \Delta B}{\gamma(B-B_\infty)} \right) \equiv a_{bg} - \frac{r_* E_*}{\gamma(B-B_\infty)} \quad (1)$$

where  $a_{bg}$  is the background scattering length,  $B_0$  and  $B_\infty$  are the magnetic fields at which  $a_s$  vanishes and diverges respectively;  $\Delta B \equiv B_0 - B_\infty$  is the width of the resonance,  $\gamma$  is the magnetic moment of the atom. It can be shown from two-channel models that  $a_{bg}\gamma\Delta B > 0$ [7]. We can then define a length  $r_*$  as  $\hbar^2/(mr_*) \equiv a_{bg}\gamma\Delta B$ . This quantity is particularly useful when  $a_{bg} = 0$ . Note that if  $r_*$  remain finite, then  $\Delta B$  must diverge as  $a_{bg}$  reduces. The region  $B > B_\infty$  and  $B < B_\infty$  will be referred to as the “atomic” and “molecular” side of the resonance, as a bound state emerges when  $B$  falls below  $B_\infty$ .

Eq.(1) shows that the resonance is characterized by the energies  $E_{bg} = \hbar^2/(ma_{bg}^2)$  and  $\gamma\Delta B$ . Their ratio will be denoted as

$$\alpha \equiv \frac{\gamma\Delta B}{E_{bg}} = \frac{a_{bg}}{r_*}. \quad (2)$$

In scheme **(A)**[2], wide and narrow resonance (denoted as  $W_A$  and  $N_A$ ) correspond to

$$W_A : |\alpha| \gg 1, \quad N_A : |\alpha| \ll 1, \quad \text{Scheme (A)}. \quad (3)$$

In scheme **(B)**[3–6], they correspond to

$$W_B : r_* k_F \gg 1, \quad N_B : r_* k_F \ll 1, \quad \text{Scheme (B)}. \quad (4)$$

Note that **(B)** makes no reference to the width  $\Delta B$ , nor to the background scattering length  $a_{bg}$ . In fact, many theoretical studies of “narrow” resonances make use a “simple” two-channel models with  $a_{bg} = 0$ , which automatically sends  $|\Delta B|$  to  $\infty$ [8]. By construction, such models can not produce the basic features of  $a_s(B)$  for all resonances that are experimentally regarded as narrow, which all have very narrow width  $\Delta B$ . On the other hand, as we shall see, such simple model does capture the essential feature of the phase shift, which is what is

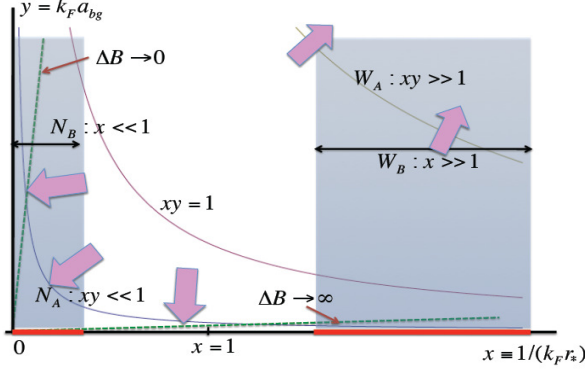


FIG. 1. Wide and narrow resonances in the space  $((k_F r_*)^{-1}, k_F a_{bg})$ :  $W_A$  and  $N_A$  are the regions above and below the curve  $xy = 1$  respectively.  $W_B$  and  $N_B$  are the regions where  $x \gg 1$  and  $x \ll 1$ . The dotted lines are contours of constant  $\Delta B$ . The thick red lines on the  $x$ -axis correspond to the simple two channel models[8], (see text). The phase diagram including  $a_{bg} < 0$  is mirror symmetric about the  $x$ -axis. For  $^6\text{Li}$  at density  $n_\uparrow = n_\downarrow = 5 \times 10^{14} \text{ cm}^{-3}$ , its wide resonance at 834.1G has  $a_{bg} = -1405a_B$ ,  $\Delta B = -300\text{G}$ ,  $|a_{bg}|/r_* = 2.8 \times 10^3$ ,  $r_* k_F = 8 \times 10^{-4}$ , and  $k_F |a_{bg}| = 2.3$ . Its narrow resonance at 543.25G has  $a_{bg} = 61.6a_B$ ,  $\Delta B = 0.1\text{G}$ ,  $a_{bg}/r_* = 0.002$ ,  $r_* k_F = 50$ , and  $k_F a_{bg} = 0.1$ [2].

needed to account for the energy of the extended states, see footnote [9] later. Yet when it comes to many-body features that depend crucially on  $a_{bg}$ , such as the molecular states associated with a positive  $a_{bg}$ , it is necessary to go beyond these simple models. To make contact with experiments, we shall consider  $a_{bg} \neq 0$ , with  $|a_{bg}|k_F < 1$ , i.e. the background scattering is not near resonant.

The relation between scheme (A) and (B) in the space of  $(r_*^{-1}, a_{bg})$  is shown in Figure 1. Defining the dimensionless quantities  $x = (k_F r_*)^{-1}$  and  $y = k_F a_{bg}$ , scheme (A) and (B) correspond to the follow regions in the  $(x, y)$  plane, ( $W_A$ :  $xy = \alpha \gg 1$ ;  $N_A$ :  $xy \ll 1$ ) and ( $W_B$ :  $x \gg 1$ ;  $N_B$ :  $x \ll 1$ ). (See Figure 1). The contours of constant  $\Delta B$  are denoted by dotted lines. The regions where the simple two channel model (with  $a_{bg} = 0$  and hence  $\Delta B = \infty$ ) applies are along the  $x$ -axis, indicated by thick red lines.

*Origin of Strong Interaction:* The effects of interaction can be found in the two body phase shift  $\delta(k)$ . From the general two channel model which includes the background scattering length  $a_{bg}$ , one can calculate the scattering amplitude  $f(k) = 1/(k \cot \delta(k) - ik)$  and finds that the energy dependent scattering length  $a(k)$ , defined as  $k \cot \delta(k) \equiv -1/a(k)$ , has the general form[7]

$$a(k) = a_{bg} \left( \frac{\hbar^2 k^2/m - \gamma(B - B_0)}{\hbar^2 k^2/m - \gamma(B - B_\infty)} \right), \quad (5)$$

and  $a(k = 0)$  is the s-wave scattering length whose magnetic field dependence is given in Eq.(1). It is straight-

forward to show from Eq.(5) that

$$\tan \delta(k) = -ka_{bg} - \frac{k\hbar^2/mr_*}{\hbar^2 k^2/m - \gamma(B - B_\infty)}. \quad (6)$$

Since  $\delta(k)$  is defined up to modulo  $\pi$ , its magnetic field dependence is to be determined by Levinson's theorem – that it is a continuous function of  $B$  until a bound state emerges, in which case it jumps down by  $-\pi$ . Applying the conditions in Eq.(3) and (4) to Eq.(6), we have plotted  $\delta(k)$  for wide and narrow resonance for various magnetic fields in Figure 2A and 2B respectively.

Figure 2A shows that as one approaches a wide resonance from the atomic side,  $\delta(k)$  starts from a small value  $(-a_{bg}k)$  over the entire momenta (i.e. for  $k$  up to a few  $k_F$ ); and turns into a step function of height  $\pi/2$ , thereby causing *all* energy states to gain a  $\pi/2$  phase shift, leading to a large negative interaction energy. Passing through the resonance into the molecular side, a bound state appears and  $\delta(k)$  jumps down by  $-\pi$ , turning into a step function of height  $-\pi/2$ . The scattering states therefore gain an interaction energy opposite in sign from that on the atomic side.

For narrow resonance,  $\delta(k)$  has a very different shape, see Figure 2B. It is a step function of height  $\pi$  located at energy  $\hbar^2 k^2/m = \gamma(B - B_\infty)$  with a width  $\Delta k = 1/r_*$ . When  $\gamma\Delta B \ll \gamma(B - B_\infty) \ll 2E_F = \hbar^2 k_F^2/m$  or  $T$ , i.e. the system is far beyond the width of the resonance, yet all states with energy above  $\gamma(B - B_\infty)$  are phase shifted by  $\pi$ , (twice the value of wide resonance); thereby generating considerable interaction energy. That we listed the energies  $E_F$  and  $T$  is because they are the relevant energy scales at low and high temperatures respectively. In contrast, when  $B$  passes through to the molecular side, the presence of a bound state shifts the  $\pi$ -step function of height down (by  $-\pi$ ) to a very small value, therefore causing little interaction energy for the scattering state.

*Virial expansion:* From Eq.(5), we see that the pressure is of the form  $P = P(T, \mu; (B - B_\infty), \Delta B, a_{bg})$ . We use the variable  $\Delta B$  instead of  $r_*$  for we find it useful to display the dependence of  $\Delta B$  explicitly. The general form of  $P$  is

$$P = \mu \left( \frac{2m\mu}{\hbar^2} \right)^{3/2} F \left( \frac{T}{\mu}, \frac{\gamma(B - B_\infty)}{\mu}, \frac{\Delta B}{\mu}, k_F a_{bg} \right), \quad (7)$$

where  $F$  is a dimensionless function, and  $k_F \equiv \sqrt{2m\mu}/\hbar$ . To quantify the interaction effect, we work out the second virial coefficient  $b_2$ [10], which gives the interaction contributions to pressure  $P_{int}$  and energy density  $\epsilon_{int}$  as[11]  $P_{int}(T, \mu) = 2\sqrt{2}Tz^2b_2/\lambda^3$ , and

$$\epsilon_{int}(T, n) = \frac{3Tn}{2} \left( \frac{n\lambda^3}{\sqrt{2}} \right) \left[ -b_2 + \frac{2T}{3} \frac{\partial b_2}{\partial T} \right] \quad (8)$$

where  $\mu$  is the chemical potential,  $z = e^{\mu/T}$  is the fugacity, and  $\lambda = h/\sqrt{2\pi mT}$  is the thermal wavelength,

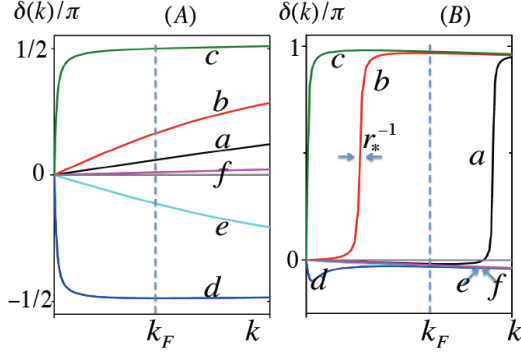


FIG. 2.  $\delta(k)$  vs  $k$  for wide and narrow resonances: The labels (a,b,c,d,e,f) correspond to (a :  $B \gg B_\infty$ ; b :  $B > B_\infty$ ; c :  $B = B_\infty + 0^+$ ; d :  $B = B_\infty - 0^+$ ; e :  $B < B_\infty$ ; f :  $B \ll B_\infty$ ). For wide resonance with  $a_{bg} < 0$ , (Fig. 2A), we have  $\delta(k) = -\arctan(ka_s(B))$ . Near resonance, (b and c),  $\delta(k)$  approaches a step function of height  $\pm\pi/2$ . Far from resonance, (a and f)  $\delta(k)$  reduces to  $\delta(k) = -\arctan(ka_{bg})$ . For narrow resonance with  $a_{bg} > 0$ , (Fig. 2B), when  $B > B_\infty$ ,  $\delta(k)$  approaches a step function of height  $\pi$  with a width  $1/r_*$ . For  $B < B_\infty$ ,  $\delta(k)$  quickly reduces to  $-ka_{bg}$  as  $B_\infty - B$  exceeds  $\Delta B$ . The  $\delta(k)$  for both e and f are essentially identical.

and  $n = \partial P / \partial \mu$  is the number density. The coefficient  $b_2$  has two parts,  $b_2 = b_2^{bound} + b_2^{extended}$ , where  $b_2^{bound} = \sum_\alpha e^{|E_\alpha^b|/T}$  is the partition function of the bound states  $\{E_\alpha^b\}$  (labelled by  $\alpha$ ) and

$$b_2^{extended} = \int_0^\infty \frac{dk}{\pi} \frac{d\delta(k)}{dk} e^{-\hbar^2 k^2 / mT} \quad (9)$$

is the change of the partition function of the scattering states. Similar separation can be made for the interaction energy, i.e.  $\epsilon_{int} = \epsilon_{int}^{bound} + \epsilon_{int}^{extended}$ .

The behavior of  $b_2$  of wide resonances has been discussed in ref.[1]. For narrow resonance (scheme (A)),  $\delta(k)$  is essentially a step function when  $B > B_\infty$ . (See Figure 3). We can then Taylor expand Eq.(9) in the small parameter  $\gamma\Delta B/T$  for narrow resonances  $b_2^{extended} = \tilde{b}_2^{(0)} + \tilde{b}_2^{(1)} \frac{\gamma\Delta B}{T} + \dots$ . We find that for  $B > B_\infty$ , and in the limit  $a_{bg} \rightarrow 0$ [12]

$$\tilde{b}_2^{(0)} = -\frac{1}{2\sqrt{\pi}} \sqrt{\frac{T}{E_{bg}}} + e^{-\gamma(B-B_\infty)/T}, \quad B > B_\infty \quad (10)$$

$$\tilde{b}_2^{(1)} = -\frac{1}{1 + \frac{\gamma(B-B_\infty)}{E_{bg}}} \left[ \sqrt{\frac{T}{\pi E_{bg}}} - \frac{2\gamma(B-B_\infty)}{\sqrt{\pi E_{bg} T}} + \dots \right]. \quad (11)$$

For  $B < B_\infty$ , and in the limit  $a_{bg} \rightarrow 0$ [12], we have

$$\tilde{b}_2^{(0)} = -\frac{1}{2\sqrt{\pi}} \sqrt{\frac{T}{E_{bg}}}, \quad B < B_\infty; \quad (12)$$

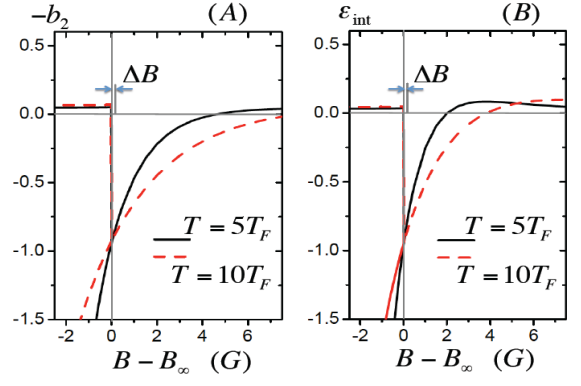


FIG. 3.  $-b_2$ (A) and  $\epsilon_{int}$ (B) as a function of magnetic field: We consider a gas of  $^6\text{Li}$  at 543.25G with parameters given the caption of Figure 1. In this case,  $T_F = 40\mu\text{K} \sim 3\gamma\Delta B$  (in temperature units). Note that  $b_2$  begins to differ noticeably from zero around  $B - B_\infty \sim 4G \sim 40\Delta B$ . This is because we are at  $T = 5T_F \sim 15\gamma\Delta B$  or larger, where thermal sampling extends over an energy range of several  $T$ . When the system is in equilibrium, it follows the lower curve (or the “lower branch”). At resonance and in the limit  $\Delta B \rightarrow 0$ ,  $b_2 \rightarrow 1$ . On the molecular side,  $B < B_\infty$ ,  $\epsilon_{int}^{extended}$  (for the upper branch) is given by the flat line. It has a very small value since  $\delta \sim -ka_{bg}$ .

$$\tilde{b}_2^{(1)} = -\frac{1}{1 + \frac{\gamma(B-B_\infty)}{E_{bg}}} \left[ \sqrt{\frac{T}{\pi E_{bg}}} - \sqrt{\frac{\gamma(B_\infty - B)}{E_{bg}}} + \dots \right]. \quad (13)$$

In Figure 3A and 3B, we have plotted both  $-b_2$  and  $\epsilon_{int}$  for narrow resonance. They are the curves that bend downward. The flat lines that exist only on the molecular side of the resonance are  $b_2^{extended}$  and  $\epsilon_{int}^{extended}$ . They contain only the contributions from the scattering state and are sometimes referred to as “upper branch” quantities. (The full  $b_2$  and  $\epsilon_{int}$  consisting of both scattering state and bound state contributions are referred to as “lower branch” quantities). Note that  $\epsilon_{int}^{extended} \sim 0$  on the molecular side ( $B < B_\infty$ ) but is large and negative on the atomic side ( $B > B_\infty$ ). This is due to the special property of  $\delta(k)$  discussed in the previous section, and is in marked difference from wide resonances, where  $\epsilon_{int}^{extended}$  is antisymmetric about the resonance.

*Evolution of energy levels and interaction energy:* A more detailed understanding of the behavior of interaction energy can be gained by following the evolution of the energy levels across the resonance. They are determined by setting the wavefunction of the extended state  $\psi(r) = r^{-1}\sin(kr + \delta(k))$  to zero at a large distance  $r = R$ , and are given by

$$k_n R + \delta(k_n) = n\pi, \quad n = 1, 2, \dots \quad (14)$$

Since  $\delta(k)$  is defined up to modulo  $\pi$ , the maximum interaction effect on the free particle energy level is to change  $k_n^{(o)} = \pi n/R$  to  $k_{n\pm 1}^{(o)}$ .

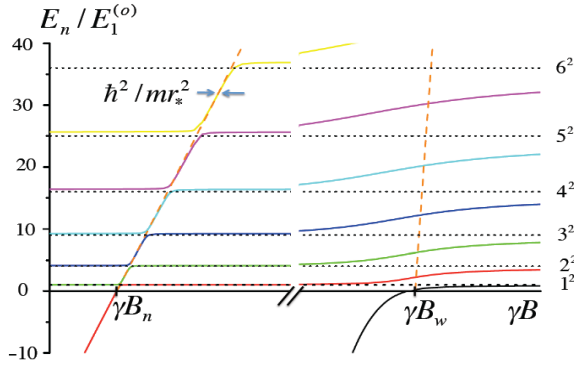


FIG. 4. The evolution of energy level as  $B$  passes through a wide resonance (at  $B_w$ ) and a narrow resonance (at  $B_n$ ): As one crosses the resonance from right to left, all scattering states slide down to the next level, except for the lowest one which turns into a bound state. For wide resonance, the transition from  $k_n^{(o)}$  to  $k_{n-1}^{(o)}$  is completed only half way at resonance, (reflected by the  $\pi/2$  phase shift at unitarity), as it is interrupted by the formation of the bound state. For narrow resonance, due to the narrow width, this transition is completed on the atomic side of the resonance, before the bound state is formed. Passing the resonance to the molecular side, ( $B < B_\infty$ ),  $\delta(k) \ll 1$  and the scattering state has little interaction energy.

Figure 4 shows the evolution of the energy levels  $\{E_n = \hbar^2 k_n^2/m\}$  as one first passes through a wide resonance (at  $B_w$ ) and then a narrow resonance (at  $B_n$ ) as  $B$  is reduced. To the far right of the wide resonance,  $B \gg B_w$ , the energy levels are those of a non-interacting system,  $\{E_n^{(o)} = \hbar^2 k_n^{(o)2}/m\}$ . As  $B$  reduces, the energy levels shift down as  $k_n$  becomes  $k_n^{(o)} - \delta(k_n)/R$ , and the lowest extended state turns into a bound state whenever  $B$  crosses the resonance from right to left. For wide resonances,  $\delta(k) = -\arctan(ka_s(B))$ , due to their large widths  $\Delta B$ , the down turn of the energy level is very gentle. The evolution from  $k_n^{(o)}$  to  $k_{n-1}^{(o)}$  is only completed halfway at resonance (hence  $\delta(k) = \pi/2$  at resonance).

The behavior of the energy levels for narrow resonances is completely different. On the atomic side,  $\delta(k)$  changes by  $\pi$  at energy  $E = \hbar^2 k^2/m = \gamma(B - B_n)$  over a very narrow energy range  $\Delta k = 1/r_*$ , (see Figure 3). The maximum downward shift for state “ $n$ ” is completed on the atomic side before the bound state is formed. The number of states undergo  $\pi$ -phase shift increases as  $B$  approaches  $B_n$  from above. This leads to substantial interaction energy even when  $B$  is far beyond the width of the resonance. Since the resonance condition for  $a(k)$  is  $\hbar^2 k^2/m = \gamma(B - B_\infty)$ , strong interaction effect in degenerate regime will be manifested when  $\gamma(B - B_\infty) \sim 2E_F$ . Similar conclusion is also reached for the simple two-channel model[6] with  $\Delta B = \infty$ .

The evolution of energy levels depicted in Figure 4 also

shows a general principle to generate strong interaction, which is to produce maximum possible phase shifts for as wide a range of scattering states as possible. The fact that the phase shift for wide resonance at unitarity is only half of the maximum value means that further increase in interaction energy is still possible on the atomic side. The physics of narrow resonance illustrates a specific way to achieve this. If one could find ways to further manipulate the phase shift at different energies, it is conceivable that new types of strongly interacting systems may be produced.

This work is supported by NSF Grant DMR-0907366 and by DARPA under the Army Research Office Grant Nos. W911NF-07-1-0464, W911NF0710576, and the Tsinghua University Initiative Scientific Research Program. This paper is completed during the INT Workshop on Fermions From Cold Atoms to Neutron Stars in May 2011.

- 
- [1] T.-L. Ho and E. J. Mueller, Phys. Rev. Lett. **92**, 160404 (2004).
  - [2] C. Chin, R. Grimm, P. Julienne and E. Tiesinga, Rev. Mod. Phys. **82**, 1225 (2010).
  - [3] G. M. Bruun and C.J. Pethick, Phys. Rev. Lett. **92**, 140404 (2004).
  - [4] D. S. Petrov, Phys. Rev. Lett. **93**, 143201 (2004).
  - [5] R. Diener and T.-L. Ho, cond/mat0405174.
  - [6] V. Gurarie and L. Radzihovsky, Annals of Physics **322**, 2, (2007).
  - [7] See section 10.4, E. Braaten and H.-W. Hammer, Phys. Rep. **428**, 259 (2006), and references therein.
  - [8] This is the hamiltonian  $H = \sum_{\mathbf{k},\sigma} \epsilon_{\mathbf{k}} c_{\mathbf{k},\sigma}^\dagger c_{\mathbf{k},\sigma} + \nu d^\dagger d + \alpha \sum_{\mathbf{k}} (d^\dagger c_{\mathbf{k},\uparrow} c_{\mathbf{k},\downarrow} + h.c.)$ , where  $\nu$  is the bare detuning, and  $\alpha$  is the coupling between the close channel molecule  $d$  and the open channel fermions  $c_{\mathbf{k},\sigma}$ . This model implies  $4\pi\hbar^2 a_s/m = -|\alpha|^2/\bar{\nu}$  with  $a_{bg} = 0$ , where  $\bar{\nu}$  is the physical detuning. The many-body property of this narrow resonance model is discussed in ref.[6].
  - [9] Eq.(6) in the limit of  $a_{bg} \rightarrow 0$  with  $r_*$  held fixed (hence  $\Delta B \rightarrow \infty$ ) yields the same form as that calculated from the simple model in [8].
  - [10] To study the many-body physics of narrow resonances using two channel models, it is necessary to include the close channel contributions explicitly. The evaluation of  $b_2$  is an exception, for it requires only the enumeration of energy levels of the two-body system, which are all contained in the phase shift.
  - [11] T.-L. Ho, Phys. Rev. Lett. **92**, 090402 (2004).
  - [12] For general  $a_{bg}$ , we have  $\tilde{b}_2^{(0)} = -\frac{e^{u^2}}{2} [1 - \text{erf}(u)] + e^{-v^2}$ ,  $\tilde{b}_2^{(1)} = -\frac{1}{1+(v/u)^2} \left[ e^{u^2} [1 - \text{erf}(u)] - \frac{v}{u} e^{-v^2} \text{erfi}(v) \right]$  for  $B > B_\infty$ , where  $u = (E_{bg}/T)^{1/2}$ ,  $v = (\gamma|B - B_\infty|/T)^{1/2}$ ,  $\text{erf}(u)$  and  $\text{erfi}(u)$  are real and imaginary error functions. As  $a_{bg} \rightarrow 0$ , we have  $u \gg 1$  and  $v/u \ll 1$ . For  $B < B_\infty$ , we have  $\tilde{b}_2^{(0)} = -\frac{e^{u^2}}{2} [1 - \text{erf}(u)]$ ,  $\tilde{b}_2^{(1)} = -\frac{1}{1-(v/u)^2} \left( e^{u^2} [1 - \text{erf}(u)] - \frac{v}{u} e^{v^2} [1 - \text{erf}(v)] \right)$ .