

# Effect of the Earth's Time-Retarded Transverse Gravitational Field on the Motion of the Moon

(version 4)

J. C. Hafele<sup>1</sup>

---

The effect of the Earth's time-retarded transverse gravitational field (arXiv:0904.0383v3 [physics.gen-ph] 28Feb2011) at the Moon is found herein to slightly slow the Moon's orbital speed. By conservation of total angular momentum, the slowing of the Moon's orbital speed causes a small increase in the Earth's spin angular speed, which is equivalent to a small decrease in the length-of-day (LOD). Records of eclipses over the past 2700 years show that the average LOD has been increasing by 1.7 milliseconds per century ( $\text{ms cy}^{-1}$ ). But tidal-braking causes an increase of  $2.3 \text{ ms cy}^{-1}$ , so that there is a non-tidal decrease of  $0.6 \text{ ms cy}^{-1}$ . Lunar laser ranging experiments indicate that the radius of the Moon's orbit is increasing at about 38 mm/year, which corresponds to an LOD increase of  $1.4 \text{ ms cy}^{-1}$ . There is an anomalous difference of  $1.7-1.4=0.3 \text{ ms cy}^{-1}$ . If the induction speed for the Earth's time-retarded field is set equal to 19 times the Earth's equatorial surface speed, the predicted change in the LOD is  $-0.3 \text{ ms cy}^{-1}$ , which agrees exactly with the missing difference in the average change in the LOD. It appears that 50% of the observed non-tidal decrease in the LOD is caused by the time-retarded transverse field. The remaining 50% probably is due to post-glacial rebound.

---

**Key Words:** time-retarded gravity; transverse gravity; speed of gravity; lunar theory; tidal drag; lunar laser ranging; post-glacial rebound.

## 1. INTRODUCTION

The theory for the time-retarded transverse gravitational field of a spinning sphere has been used to explain exactly the anomalous speed changes observed by NASA scientists for six Earth flybys.<sup>(1)</sup> The objective of this report is to estimate the effects of the Earth's time-retarded transverse gravitational field on the motion of the Moon, and compare the results with the known properties of the Moon's motion.

Modern lunar theory is very complicated. M. T. Gutzwiller describes the lunar theory used for the Apollo program in the following manner.<sup>(2)</sup>

In using this list [a polynomial expansion], however, the computer was expected to multiply each coefficient with its appropriate trigonometric function, and then add up all the products. There are 985 terms from the solar perturbation and 642 additional terms for the planetary perturbations, where all the latter are smaller than 1 arcsecond. This "Improved Lunar Ephemeris" became the basis for the Apollo program.

---

1. 618 S. 24<sup>th</sup> St., Laramie, WY 82070, USA, e-mail: cahafele@bresnan.net

Physical and orbital data for the Moon, recorded over several millennia, are known with incredible precision, for many items to six or more significant digits.<sup>(3)</sup> For example, the sidereal period is known to be 27.321582 days. An eccentricity of 0.0549 makes the Moon move visibly closer and farther in its orbit. There is an 8.85 year cycle in the perigee, and an 18.6 year cycle in the ascending node. Lunar laser ranging experiments have shown that the radius for the Moon's orbit is increasing by about 38 mm/year.

A remarkable study,<sup>(4)</sup> by F. R. Stephenson and L. V. Morrison, of records of eclipses during the past 2,700 years concludes that the length of the solar day, LOD, which depends on the Earth's spin, has four components (the notation ms cy<sup>-1</sup> stands for milliseconds per century):

- (1) The average LOD has been increasing at the rate of  $+1.70 \pm 0.05$  ms cy<sup>-1</sup>.
- (2) Tidal braking of the Earth's spin causes an increase in the LOD of  $+2.3 \pm 0.1$  ms cy<sup>-1</sup>.
- (3) A non-tidal effect of uncertain origin causes a decrease in the LOD, numerically  $-0.6 \pm 0.1$  ms cy<sup>-1</sup> ( $+2.3 - 0.6 = +1.7$ ).
- (4) There is a long-term oscillation in the LOD with an amplitude of 4 ms and a period of 1500 years.

Stephenson and Morrison suggest that the non-tidal effect (component (3)) may be due to post-glacial rebound, and that the long-term oscillation (component (4)) may originate in core-mantle coupling. We will find that a large portion of the non-tidal effect probably is caused by the Earth's time-retarded transverse gravitational field.

In section 2, to get a first approximation, the Earth and Moon are treated as an isolated binary system. The resulting binary period is 28.1 days (sidereal). Compare this with the observed period of 27.3 days (sidereal).

In section 3, effects of time retardation are estimated by treating the Earth's time-retarded field as a perturbation on the isolated binary system. Needed formulas for the transverse and induction fields are taken from ref. (1). The calculated speed change depends on the induction speed. If the induction speed is set equal to 19 times the Earth's equatorial surface speed, the calculated value for the change in the LOD caused by the Earth's time-retarded field is about  $-0.3$  ms cy<sup>-1</sup>.

Lunar laser ranging experiments have shown that the Moon's orbital radius is increasing by about 38 mm/year, which corresponds to a change in the LOD of about  $+1.4$  ms cy<sup>-1</sup>. But the observed average change found by Stephenson and Morrison is  $+1.7$  ms cy<sup>-1</sup>. This difference cannot be caused by post-glacial rebound. If the induction speed is set equal to 19 times the equatorial surface speed, the Earth's time-retarded field produces a change in the LOD of  $0.3$  ms cy<sup>-1</sup>, which agrees exactly with the missing difference in the average change in the LOD.

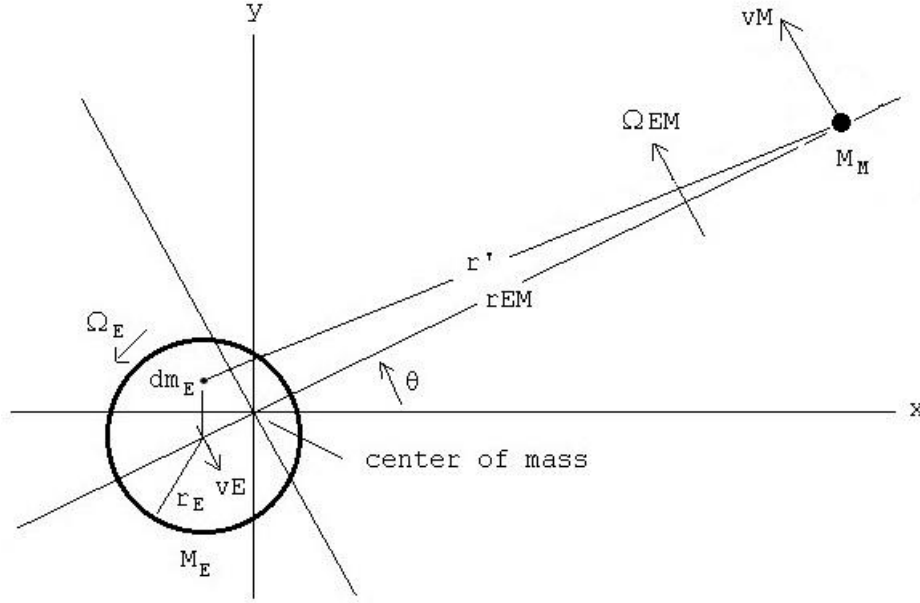


Figure 1. Schematic for the Earth and Moon depicted as a simple isolated binary system (not to scale). The orbital plane coincides with the  $(x, y)$  plane of a nonrotating barycentric  $(x, y, z)$  frame of reference. The Earth and Moon orbit around the center-of-mass at the origin. The Earth's mass, radius, and spin angular speed are designated by  $M_E$ ,  $r_E$ , and  $\Omega_E$ . The Moon is depicted as a point mass of mass  $M_M$ . The distance from the center of the Earth to the center of the Moon is designated by  $r_{EM}$ . The angle from the  $x$ -axis to  $r_{EM}$  is designated as  $\theta$ . The Earth's orbital speed is designated by  $v_E$ . The Moon's orbital speed is designated by  $v_M$ . The Earth-Moon orbital angular speed is designated by  $\Omega_{EM}$ . The elemental point-mass inside the Earth at  $(r_E, \lambda_E, \phi_E)$  is designated by  $dm_E$ . The time-retarded distance from  $dm_E$  to  $M_M$  is designated by  $r'$ .

## 2. EARTH AND MOON AS AN ISOLATED BINARY SYSTEM

A reasonably valid first approximation for the relative effects of time retardation can be found by starting with an isolated two-body approximation and then by treating the time-retarded field as a perturbation. This method has two steps: (1) solve the Newtonian problem for the orbital motion of two spheres regarded as an isolated binary system, and (2) find the perturbation effects of the time-retarded field of the primary sphere.

### 2.1 Parameters and Elliptical Orbits for an Earth-Moon Binary System

Let  $(x, y, z)$  be a nonrotating barycentric frame of reference, and let the  $(x, y)$  plane coincide with the Earth-Moon orbital plane, as depicted in Fig. 1. The center-of-mass coincides with the origin for this reference frame. (The Earth's spin axis is tilted to the orbital plane.)

Let the Earth be simulated by a rigid isotropic sphere of mass  $M_E$ , radius  $r_E$ , spin angular speed  $\Omega_E$ , spin moment of inertia  $I_E$ , and radial mass-density distribution  $\rho_E$ . Numerical values for the Earth are listed in Appendix A.

Let the Moon be simulated by a point mass of mass  $M_M$ . Numerical values for the Moon are listed in Appendix B.

Numerical values for  $M_E$ ,  $M_M$ , and the ratios  $M_E/(M_E+M_M)$ ,  $M_M/(M_E+M_M)$ , and  $M_E/M_M$ , are

$$\begin{aligned} M_E &= 5.9761 \times 10^{24} \text{ kg} , & \frac{M_E}{M_E + M_M} &= 0.9879 , \\ M_M &= 7.3477 \times 10^{22} \text{ kg} , & \frac{M_M}{M_E + M_M} &= 0.0121 , \\ \frac{M_E}{M_M} &= 81.3329 . \end{aligned} \tag{2.1.1}$$

The Moon and Earth revolve around the center-of-mass in similar confocal elliptical orbits. Let  $r_{EM}(\theta)$  be the radial distance from the center of the Earth to the center of the Moon, and let  $r_a$  and  $r_p$  be the value for  $r_{EM}$  at apogee ( $\theta=\pm\pi$ ) and at perigee ( $\theta=0$ ). Let  $\varepsilon$  be the eccentricity for the ellipses. Numerical values for the orbital characteristics are listed in Appendix C.

$$\begin{aligned} r_{EM}(\theta) &= \frac{r_p(1 + \varepsilon)}{1 + \varepsilon \cos(\theta)} , & \frac{dr_{EM}}{d\theta} &= \frac{r_{EM}(\theta)^2}{r_p} \frac{\varepsilon}{1 + \varepsilon} \sin(\theta) , \\ \varepsilon &= \frac{r_a - r_p}{r_a + r_p} = 0.0554 , \\ r_a &= r_{EM}(\pm\pi) = 405696 \text{ km} = 63.6782 r_E , \\ r_p &= r_{EM}(0) = 363104 \text{ km} = 56.9929 r_E . \end{aligned} \tag{2.1.2}$$

Let  $r_E(\theta)$  be the radial distance from the origin to the center of the Earth, and let  $r_{E_a}$  and  $r_{E_p}$  be the value for  $r_E$  at apogee and at perigee. Then

$$\begin{aligned} r_E(\theta) &= \frac{M_M}{M_E + M_M} r_{EM}(\theta) = 0.0121 r_{EM}(\theta) , \\ r_{E_a} &= \frac{M_M}{M_E + M_M} r_a = 0.7734 r_E , \\ r_{E_p} &= \frac{M_M}{M_E + M_M} r_p = 0.6922 r_E . \end{aligned} \tag{2.1.3}$$

Let  $r_M(\theta)$  be the radial distance from the origin to the Moon, and let  $r_{M_a}$  and  $r_{M_p}$  be the value for  $r_M$  at apogee and at perigee. Then

$$\begin{aligned} r_M(\theta) &= \frac{M_E}{M_E + M_M} r_{EM}(\theta) = 0.9879 r_{EM}(\theta) , \\ r_{M_a} &= \frac{M_E}{M_E + M_M} r_a = 62.9048 r_E , \\ r_{M_p} &= \frac{M_E}{M_E + M_M} r_p = 56.3007 r_E . \end{aligned} \tag{2.1.4}$$

Let  $\Omega_{EM}(\theta)$  be the angular rate for  $\theta$ ,  $\Omega_{EM}(\theta) \equiv d\theta/dt$ , and let  $\Omega_{EM_a}$  and  $\Omega_{EM_p}$  be the value for  $\Omega_{EM}$  at apogee and at perigee. Let  $v_E(\theta)$  be the Earth's orbital speed, and let  $v_{E_a}$  and  $v_{E_p}$  be the value for  $v_E$  at apogee and at perigee. Let  $v_M(\theta)$  be the Moon's orbital speed, and let  $v_{M_a}$  and  $v_{M_p}$  be the value for  $v_M$  at apogee and at perigee. Then

$$\begin{aligned} v_E(\theta) &= \left( \left( \frac{dr_E}{d\theta} \right)^2 + r_E(\theta)^2 \right)^{\frac{1}{2}} \Omega_{EM}(\theta) , & v_M(\theta) &= \left( \left( \frac{dr_M}{d\theta} \right)^2 + r_M(\theta)^2 \right)^{\frac{1}{2}} \Omega_{EM}(\theta) , \\ v_{E_a} &= r_{E_a} \Omega_{EM_a} , & v_{M_a} &= r_{M_a} \Omega_{EM_a} , \\ v_{E_p} &= r_{E_p} \Omega_{EM_p} , & v_{M_p} &= r_{M_p} \Omega_{EM_p} . \end{aligned} \quad (2.1.5)$$

Notice that  $(dr_E/d\theta)$  and  $(dr_M/d\theta)$  equal zero at apogee and at perigee (where  $\mathbf{v}$  is perpendicular to  $\mathbf{r}$  and  $\sin(\theta)=0$ ).

## 2.2 Newton's Laws and Conservation of Angular Momentum.

Newton's third law states that the gravitational force of the Earth acting on the Moon,  $\mathbf{F}_{EM}$ , is equal and opposite to the gravitational force of the Moon acting on the Earth,  $\mathbf{F}_{ME}$ . By using Newton's inverse-square law for the gravitational field of an isotropic rigid sphere, the sum of  $\mathbf{F}_{EM}$  and  $\mathbf{F}_{ME}$  becomes

$$\mathbf{F}_{EM}(\theta) + \mathbf{F}_{ME}(\theta) = \left( \frac{GM_E}{r_{EM}(\theta)^2} \right) M_M + \left( \frac{GM_M}{r_{EM}(\theta)^2} \right) M_E = M_M \mathbf{g}_E(\theta) + M_E \mathbf{g}_M(\theta) = \mathbf{0} , \quad (2.2.1)$$

where  $\mathbf{g}_E(\theta)$  is the gravitational field of the Earth at the Moon, and  $\mathbf{g}_M(\theta)$  is the gravitational field of the Moon at the Earth. The straight line from the Earth's center to the Moon's center passes through the center-of-mass and the opposite focal points for each ellipse.

By Newton's second law for motion,

$$\begin{aligned} \mathbf{F}_{ME}(\theta) &= M_E \frac{dv_E}{dt} = M_E \frac{dv_E}{d\theta} \frac{d\theta}{dt} = M_E \Omega_{EM}(\theta) \frac{dv_E}{d\theta} , \\ \mathbf{F}_{EM}(\theta) &= M_M \frac{dv_M}{dt} = M_M \frac{dv_M}{d\theta} \frac{d\theta}{dt} = M_M \Omega_{EM}(\theta) \frac{dv_M}{d\theta} . \end{aligned} \quad (2.2.2)$$

The value for  $v_{E_p}$ ,  $v_{E_a}$ , and for  $v_{M_p}$ ,  $v_{M_a}$ , can be found by equating the geometrical (or centripetal) acceleration to the gravitational acceleration at perigee and at apogee (where  $\mathbf{v}$  is perpendicular to  $\mathbf{r}$ ).

$$\begin{aligned} \frac{v_{E_p}^2}{r_{E_p}} &= \frac{GM_M}{r_p^2} \rightarrow v_{E_p} = \left( \frac{GM_M}{r_p^2} r_{E_p} \right)^{\frac{1}{2}} = 12.8068 \text{ m/s} , \\ \frac{v_{E_a}^2}{r_{E_a}} &= \frac{GM_M}{r_a^2} \rightarrow v_{E_a} = \left( \frac{GM_M}{r_a^2} r_{E_a} \right)^{\frac{1}{2}} = 12.1159 \text{ m/s} , \end{aligned}$$

$$\begin{aligned}\frac{vM_p^2}{rM_p} &= \frac{GM_E}{r_p^2} \rightarrow vM_p = \left( \frac{GM_E}{r_p^2} rM_p \right)^{\frac{1}{2}} = 1041.6142 \text{ m/s} , \\ \frac{vM_a^2}{rM_a} &= \frac{GM_E}{r_a^2} \rightarrow vM_a = \left( \frac{GM_E}{r_a^2} rM_a \right)^{\frac{1}{2}} = 985.4216 \text{ m/s} .\end{aligned}\quad (2.2.3)$$

Let  $IM(\theta)$  be the Moon's orbital moment of inertia, and let  $IM_p$  be the value for  $IM$  at perigee. Let  $IE(\theta)$  be the Earth's orbital moment of inertia, and let  $IE_p$  be the value for  $IE$  at perigee. Then

$$\begin{aligned}IM(\theta) &= M_M rM(\theta)^2 , & IM_p &= M_M rM_p^2 = 9.4536 \times 10^{39} \text{ kg} \cdot \text{m}^2 , \\ IE(\theta) &= M_E rE(\theta)^2 , & IE_p &= M_E rE_p^2 = 2.6356 \times 10^{31} \text{ kg} \cdot \text{m}^2 .\end{aligned}\quad (2.2.4)$$

Compare these orbital moments with the spin moments of inertia.

$$\begin{aligned}I_M &= 8.0012 \times 10^{34} \text{ kg} \cdot \text{m}^2 , \\ I_E &= 8.0238 \times 10^{37} \text{ kg} \cdot \text{m}^2 .\end{aligned}\quad (2.2.5)$$

Let  $LE(\theta)$  be the magnitude for Earth's orbital angular momentum, and let  $LM(\theta)$  be the magnitude for the Moon's orbital angular momentum. Let  $vE_{\perp}(\theta)$  be the component of  $\mathbf{vE}(\theta)$  that is perpendicular to  $\mathbf{rE}(\theta)$ , and let  $vM_{\perp}(\theta)$  be the component of  $\mathbf{vM}(\theta)$  that is perpendicular to  $\mathbf{rM}(\theta)$ . Let  $L_p$  be the value for  $L$  at perigee. Then

$$\begin{aligned}LE(\theta) &= M_E vE_{\perp}(\theta) rE(\theta) = IE(\theta) \Omega_{EM}(\theta) , \\ LM(\theta) &= M_M vM_{\perp}(\theta) rM(\theta) = IM(\theta) \Omega_{EM}(\theta) , \\ L_p &= (IE_p + IM_p) \Omega_{EM_p} = (IE_p + IM_p) \frac{vM_p}{rM_p} .\end{aligned}\quad (2.2.6)$$

By conservation of angular momentum,

$$L_p = L(\theta) = (IM(\theta) + IE(\theta)) \Omega_{EM}(\theta) = (IM_p + IE_p) \frac{vM_p}{rM_p} .\quad (2.2.7)$$

Solving for  $\Omega_{EM}(\theta)$  gives

$$\Omega_{EM}(\theta) = \left( \frac{IM_p + IE_p}{IM(\theta) + IE(\theta)} \right) \Omega_{EM_p} = \left( \frac{M_M rM_p^2 + M_E rE_p^2}{M_M rM(\theta)^2 + M_E rE(\theta)^2} \right) \frac{vM_p}{rM_p} .\quad (2.2.8)$$

A graph of  $\Omega_E/\Omega_{EM}$  versus  $\theta$ , Fig. 2, shows a significant variation in this ratio. It ranges between 25.1114 at perigee and 31.3480 at apogee.

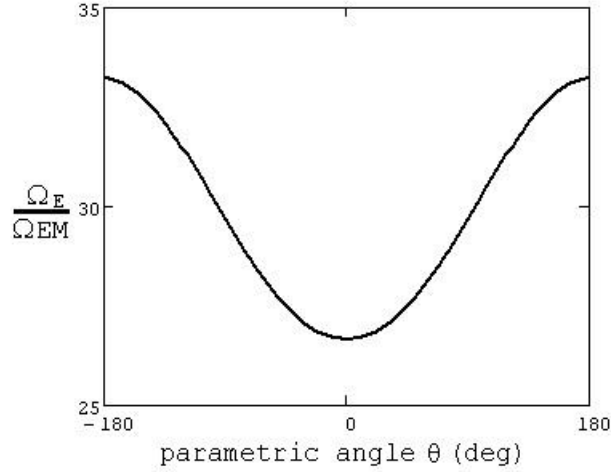


Figure 2. Variation in the ratio  $\Omega_E/\Omega_{EM}(\theta)$  versus  $\theta$ . The ratio ranges between 25.1114 at perigee and 31.3480 at apogee.

### 2.3 Unperturbed Isolated Two-Body Earth-Moon Orbital Period

Let  $\Delta t(\theta)$  be the time interval from perigee to  $\theta$ . Choose the time for perigee to be zero,  $t_p=0$ . Then

$$\Delta t(\theta) = \int_{t_p}^{t(\theta)} dt = \int_0^{\theta} \frac{dt}{d\theta} d\theta = \int_0^{\theta} \frac{1}{\Omega_{EM}(\theta)} d\theta \quad . \quad (2.3.1)$$

Let  $P_{EM}$  be the calculated period, which is the calculated time it takes for  $\theta$  to go from  $-\pi$  through 0 to  $+\pi$ . Numerical integration gave the following value.

$$P_{EM} = -\Delta t(-\pi) + \Delta t(+\pi) = 2.4212 \times 10^6 \text{ s} \quad . \quad (2.3.2)$$

The current length of a solar day is 24.0000 hours (86400 seconds), but the length of a sidereal day is 23.9345 hours. The calculated sidereal period reduces to

$$P_{EM} = 28.1001 \text{ days (sidereal)} \quad . \quad (2.3.3)$$

Because the Moon presents the same face towards the Earth (tidally locked), for the approximation being used herein, the Moon's spin angular speed  $\Omega_M=2\pi/P_{EM}$ .

$$\Omega_M = \frac{2\pi}{P_{EM}} = \frac{\Omega_E}{28.1001} \quad . \quad (2.3.4)$$

Compare  $P_{EM}$  with the observed sidereal period and the observed solar

period.

$$\begin{aligned} P_{\text{sid}} &\cong 27.3 \text{ days (sidereal)} , \\ P_{\text{sol}} &\cong 29.5 \text{ days (solar)} . \end{aligned} \quad (2.3.5)$$

This shows that the observed sidereal period is less than what the isolated binary period would be by about 0.8 days (about a 2% decrease), and the observed solar period is greater than what the isolated binary period would be by about 1.4 days (about a 5% increase). These differences in the period are caused primarily by the perturbing effects of the Sun.

### 3. EFFECTS OF THE EARTH'S TRANSVERSE GRAVITATIONAL FIELD

A rough first approximation for the effects of time retardation can be found by assuming that the Moon is a point-mass of mass  $M_M$  orbiting the Earth with an angular speed  $\Omega_{EM}(\theta)$  with an average inclination to the Earth's equatorial plane  $\alpha_{Eq}$ . The observed inclination varies between  $18.29^\circ$  and  $28.58^\circ$ .<sup>(3)</sup> The average inclination  $\alpha_{Eq}=23.43^\circ$ . A diagram for the (X,Y,Z) frame of reference, Fig. 3, shows the projection of the Moon's orbit onto the (X,Z) plane at perigee. The latitude,  $\lambda_M(\theta)$ , varies from  $+\alpha_{Eq}$  at perigee to  $-\alpha_{Eq}$  at apogee.

#### 3.1 Earth's Time-Retarded Transverse Gravitational Field at the Moon

Equation (2.2.1) gives the connection between the force of the Earth acting on the Moon and the force of the Moon acting on the Earth. The connection between the Earth's gravitational field,  $\mathbf{g}_E(\theta)$ , and the Moon's gravitational field,  $\mathbf{g}_M(\theta)$ , can be found by solving Eq. (2.2.1)

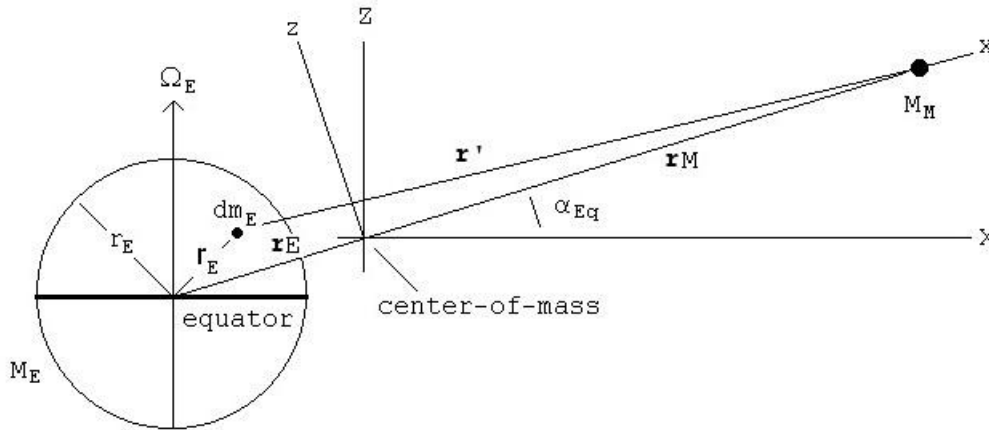


Figure 3. Diagram (not to scale) for an (X,Y,Z) barycentric reference frame showing the vectors  $\mathbf{r}'$ ,  $\mathbf{r}_E$ ,  $\mathbf{r}_M$ , and  $\mathbf{r}_E$ , the Earth's radius  $r_E$ , and its angular speed  $\Omega_E$ . The inclination angle to the Earth's equatorial plane is designated as  $\alpha_{Eq}$ . The Earth's equatorial plane is parallel with the (X,Y) plane. The orbital plane coincides with the (x,y) plane of the (x,y,z) reference frame. The diagram shows the Moon's latitude at perigee,  $r_{Mp} + r_{Ep} = r_{EMp} = r_p$ .



for  $\mathbf{g}_M(\theta)$  .

$$\mathbf{g}_M(\theta) = -\frac{M_M}{M_E} \mathbf{g}_E(\theta) \quad . \quad (3.1.1)$$

If  $\mathbf{g}_E(\theta)$  is known, then  $\mathbf{g}_M(\theta)$  is also known.

Let  $\mathbf{e}_r$ ,  $\mathbf{e}_\lambda$ , and  $\mathbf{e}_\phi$  be a set of orthogonal unit vectors for the spherical system  $(r, \lambda, \phi)$ , for which the origin is at the Earth's center and the  $\lambda=0$  plane coincides with the equatorial plane.

Let  $\mathbf{g}_r$  be the radial component of  $\mathbf{g}_E$ , and let  $\mathbf{g}_e$  be the time-retarded transverse component of  $\mathbf{g}_E$ . (The subscript "e" suggests that the transverse component is positive if it is directed towards the east.) The vector fields  $\mathbf{g}_r$  and  $\mathbf{g}_e$  are orthogonal.

$$\mathbf{g}_r = g_r \mathbf{e}_r \quad , \quad \mathbf{g}_e = g_e \mathbf{e}_\phi \quad , \quad \mathbf{g}_r \cdot \mathbf{g}_e = 0 \quad . \quad (3.1.2)$$

Here is a basic premise for the time-retarded theory: (1) the radial gravitational field,  $\mathbf{g}_r$ , is not time-retarded, and (2) the transverse gravitational field,  $\mathbf{g}_e$ , is time-retarded.

For centuries the radial component,  $\mathbf{g}_r$ , has been derived from the gradient of a scalar potential. But the transverse field,  $\mathbf{g}_e$ , is a solenoidal or vortex field, which means it cannot be derived from the gradient of a scalar potential. It can be derived from the curl of a vector potential. However, there is no need to start with the vector potential if one starts by working directly with the vector acceleration fields.

Derivation of the formula for  $g_e$  is quite long and somewhat complicated, but it is entirely straightforward. The derivation will not be repeated here. The following formula for  $g_e$  is taken from ref. (1). If  $c_g=c$ ,

$$g_e(\theta) = -G \frac{I_E}{r_E^4} \frac{v_{Eq}}{c} \frac{\Omega_{EM\phi}(\theta) - \Omega_E}{\Omega_E} \cos^2(\lambda_M(\theta)) PS(r_{EM}(\theta)) \quad , \quad (3.1.3)$$

where  $\Omega_{EM\phi}$  is the  $\phi$ -component of  $\Omega_{EM}$ , the power series is defined by

$$PS(r) = \left( \frac{r_E}{r} \right)^3 \left( C_0 + C_2 \left( \frac{r_E}{r} \right)^2 + C_4 \left( \frac{r_E}{r} \right)^4 + C_6 \left( \frac{r_E}{r} \right)^6 \right) \quad , \quad (3.1.4)$$

and values for the coefficients are

$$\begin{aligned} C_0 &= 0.50889 \quad , & C_2 &= 0.13931 \quad , \\ C_4 &= 0.01013 \quad , & C_6 &= 0.14671 \quad . \end{aligned} \quad (3.1.5)$$

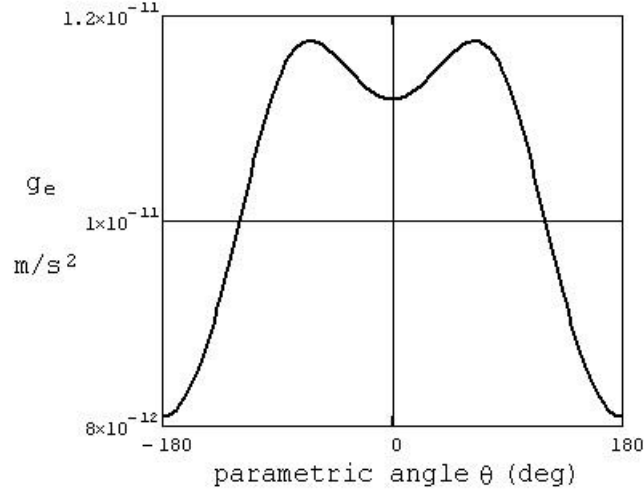


Figure 4. Earth's time-retarded transverse gravitational field at the Moon,  $g_e(\theta)$  versus  $\theta$ .

The geocentric latitude for the Moon,  $\lambda_M(\theta)$ , reduces to

$$\lambda_M(\theta) = \tan^{-1} \left( \tan(\alpha_{Eq}) \cos(\theta) \right) . \quad (3.1.6)$$

The formula for  $\Omega_{EM}(\theta)$ , given by Eq. (2.2.7), is

$$\Omega_{EM}(\theta) = \left( \frac{M_M r_{M_p}^2 + M_E r_{E_p}^2}{M_M r_M(\theta)^2 + M_E r_E(\theta)^2} \right) \frac{v_{M_p}}{r_{M_p}} . \quad (3.1.7)$$

The  $\phi$ -component  $\Omega_{EM\phi}$  reduces to

$$\Omega_{EM\phi}(\theta) = \Omega_{EM}(\theta) \cos(\alpha_{Eq}) = 0.9175 \Omega_{EM}(\theta) . \quad (3.1.8)$$

The formulas for  $r_{EM}(\theta)$  and its derivative, given by Eq. (2.2.1), are

$$r_{EM}(\theta) = \frac{r_p(1 + \varepsilon)}{1 + \varepsilon \cos(\theta)} , \quad \frac{dr_{EM}}{d\theta} = \frac{r_{EM}(\theta)^2}{r_p} \frac{\varepsilon}{1 + \varepsilon} \sin(\theta) . \quad (3.1.9)$$

A graph of  $g_e(\theta)$  versus  $\theta$ , Fig. 4, shows that the magnitude is on the order of  $10^{-11}$  m/s<sup>2</sup> with a significant variation.

### 3.2 Earth's Transverse Induction Field at the Moon

The fundamental hypothesis for the time retarded theory states that the time dependence of the transverse gravitational field generates an induction field, designated  $F_\lambda$ , which is proportional to the time derivative of the transverse field. The following formula for  $F_\lambda$  is taken from ref. (1).

$$F_\lambda(\theta) = \pm \frac{v_{Eq}}{v_k} \frac{r_E}{r_{EM}(\theta)} \int_0^\theta \frac{r_{EM}(\theta)}{r_E} \frac{\Omega_{EM}(\theta)}{\Omega_E} \frac{1}{r_E} \frac{dr_{EM}}{d\theta} \frac{dg_e}{d\theta} d\theta , \quad (3.2.1)$$

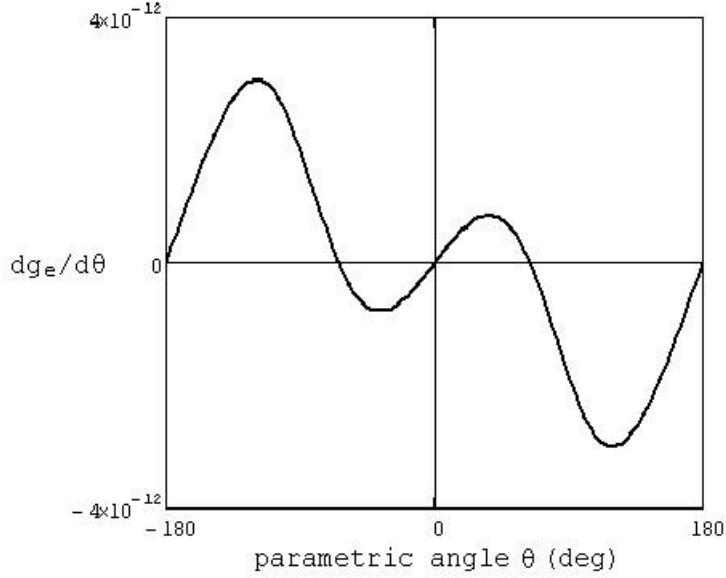


Figure 5. Derivative of the Earth's time-retarded transverse gravitational field at the Moon,  $dg_e/d\theta$  versus  $\theta$ , found by using numerical differentiation.

where  $v_k$  is the characteristic induction speed. The choice of sign (+ or -) to be assigned to  $F_\lambda$  depends on the sign to be assigned to  $v_k$ .

A graph of the derivative  $dg_e/d\theta$ , the last factor in the integrand for  $F_\lambda$ , is shown in Fig. 5.

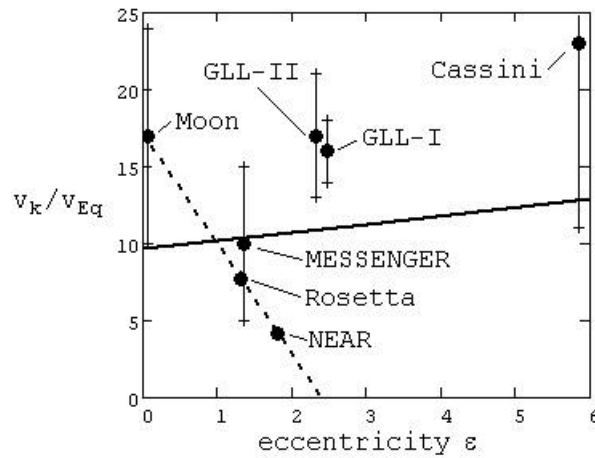


Figure 6. Speed ratio  $v_k/v_{Eq}$  versus eccentricity  $\epsilon$ . Speed ratios, uncertainties, and eccentricities for the Earth flybys are from ref. (1) (the value for the MESSENGER flyby is changed to  $10 \pm 5$ ). The nearly horizontal solid line, with slope 0.54 and intercept 9.67, is a least-squares linear regression line for the six flybys (using the lower limit for Cassini). The sloping dashed line, with slope -7.19 and intercept 17.18, is a linear regression line for the two high precision flybys, NEAR and Rosetta. (Error bars for NEAR and Rosetta are less than the size of the dot.) The Moon's speed ratio is depicted by  $17 \pm 7$ .

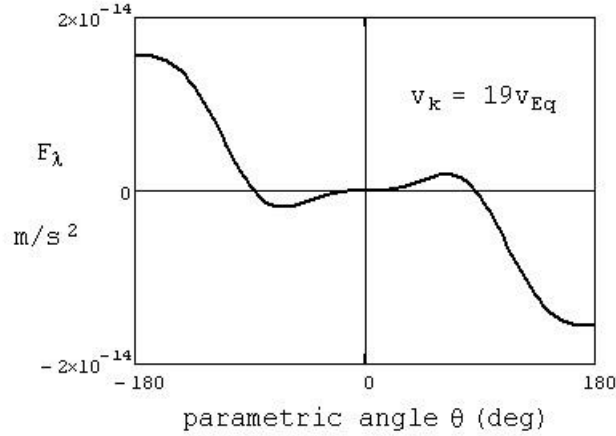


Figure 7. Earth's induction field at the Moon,  $F_\lambda(\theta)$  versus  $\theta$ , with  $v_k=19v_{Eq}$ , found by using numerical integration.

Notice that  $F_\lambda$  is inversely proportional to  $v_k$ . The exact numerical value for  $v_k$  is unknown. However, estimates for the Moon's speed ratio,  $v_k/v_{Eq}$ , can be based on the speed ratios found for six Earth flybys.<sup>(1)</sup> As suggested in Fig. 6, a first value,  $v_k=10v_{Eq}$ , is given by extrapolation of the nearly horizontal linear regression line, and a second value,  $v_k=17v_{Eq}$ , is given by extrapolation of the sloping linear regression line that fits the two high precision flybys, NEAR and Rosetta. It appears that  $v_k$  for the Moon probably lies between  $10v_{Eq}$  and  $24v_{Eq}$ . There is good reason to anticipate that  $v_k=+19v_{Eq}$ .

A graph of the induction field  $F_\lambda(\theta)$ , found by using numerical integration, with  $v_k=19v_{Eq}$ , is shown in Fig. 7.

### 3.3 Speed Change Caused by the Earth's Transverse Induction Field

The following formula, taken from ref. (1), gives the speed change  $\delta v(\theta)$  caused by the induction field  $F_\lambda(\theta)$  during the angular interval from 0 to  $\theta$ .

$$\delta v(\theta) = \frac{v_{M_a}}{2} \int_0^\theta \frac{rEM_\lambda(\theta)F_\lambda(\theta)}{v_{M_a}^2} \frac{d\lambda M}{d\theta} d\theta, \quad (3.3.1)$$

where  $rEM_\lambda(\theta)$  is the  $\lambda$ -component of  $rEM(\theta)$ ,

$$rEM_\lambda(\theta) = rEM(\theta) \cos(\theta). \quad (3.3.2)$$

The derivative  $d\lambda M/d\theta$  can be found by using numerical differentiation.

The total speed change during one period is the sum of  $\delta v_{in}$  and  $\delta v_{out}$ , where  $\delta v_{in}$  is  $\delta v$  for the angular interval from  $-\pi$  to 0, and  $\delta v_{out}$  is  $\delta v$  for the angular interval from 0 to  $\pi$ . Let  $\delta v_{trt}$  be the total speed

change. Then, with  $v_k=19v_{Eq}$ ,

$$\begin{aligned}\delta v_{in} &= -\frac{vM_a}{2} \int_0^{-\pi} \frac{rEM_\lambda(\theta)F_\lambda(\theta)}{vM_a^2} \frac{d\lambda M}{d\theta} d\theta = -4.87 \times 10^{-10} \text{ m/s} , \\ \delta v_{out} &= \frac{vM_a}{2} \int_0^{\pi} \frac{rEM_\lambda(\theta)F_\lambda(\theta)}{vM_a^2} \frac{d\lambda M}{d\theta} d\theta = -4.87 \times 10^{-10} \text{ m/s} , \\ \delta v_{trt} &= \delta v_{in} + \delta v_{out} = -9.73 \times 10^{-10} \text{ m/s per revolution} .\end{aligned}\quad (3.3.3)$$

The change in orbital speed during one year is  $\delta v_{trt}$  times the number of revolutions in a year.

$$(\delta v_{trt})(\text{rev/yr}) = (\delta v_{trt})(365.25/28.1) = -12.7 \times 10^{-9} \text{ m/s per year} . \quad (3.3.4)$$

With  $v_k=19v_{Eq}$ , the Moon's orbital speed is predicted to change by about -13 nanometers per second per year.

### 3.4 Change in the Earth's Spin Angular Speed and the Length-of-Day

A decrease in the Moon's orbital speed will cause a corresponding decrease in the radius of its orbit. The connection between orbital speed and orbital radius is the geometrical (or centripetal) acceleration,  $v^2/r$ . Let  $\delta v \ll v$  be the change in speed, and let  $\delta r \ll r$  be the change in radius.

$$\begin{aligned}\frac{v^2}{r} &= \frac{v^2 (1 + \delta v/v)^2}{r (1 + \delta r/r)} \cong \frac{v^2}{r} \left( 1 + 2 \frac{\delta v}{v} - \frac{\delta r}{r} \right) , \\ \delta r M &= 2rM_p \frac{\delta v M}{vM_p} .\end{aligned}\quad (3.4.1)$$

Substituting  $vM_p=1041.6142 \text{ m/s}$  from Eq. (2.2.3),  $rM_p=56.3007r_E$  from Eq. (2.1.4), and  $\delta v_{trt}=-12.7 \times 10^{-9} \text{ m/s per year}$  from Eq. (3.3.4) for  $\delta v M$ , gives

$$\delta r M = -8.71 \text{ mm/year} . \quad (3.4.2)$$

This result predicts that the Earth's time-retarded transverse gravitational field, with  $v_k=19v_{Eq}$ , causes the Earth-to-Moon distance to decrease by about 8.7 mm per year.

By conservation of total angular momentum, a small decrease in the Moon's orbital angular momentum must give rise to a small increase in the Earth's spin angular momentum, which results in a small decrease in the length-of-day.

The magnitude for the Moon's orbital angular momentum at perigee,  $LM_p$ , has been defined by Eq. (2.2.6). Let  $S_E$  be the magnitude for the Earth's spin angular momentum.

$$\begin{aligned}LM_p &= M_M r M_p v M_p , \\ S_E &= I_E \Omega_E .\end{aligned}\quad (3.4.3)$$

Let  $\delta LM_p$  be a small change in  $LM_p$ , and let  $\delta S_E$  be a correspondingly small change in  $S_E$ . Let  $\delta \Omega_E$  be the resulting small change in  $\Omega_E$ . Assume that the change in  $I_E$ , i.e., a small reduction in the Earth's oblateness, is negligible. Then,

$$\begin{aligned} LM_p \left( 1 + \frac{\delta LM_p}{LM_p} \right) &= LM_p \left( 1 + \frac{\delta rM_p}{rM_p} + \frac{\delta vM_p}{vM_p} \right) , \\ S_E \left( 1 + \frac{\delta S_E}{S_E} \right) &= S_E \left( 1 + \frac{\delta \Omega_E}{\Omega_E} \right) , \\ \delta \Omega_E &= -\Omega_E \left( \frac{\delta rM_p}{rM_p} + \frac{\delta vM_p}{vM_p} \right) = +2.66 \times 10^{-15} \text{ rad/s per year} . \end{aligned} \quad (3.4.4)$$

Let LOD be the length of day (sidereal or solar, there is not much difference), and let  $\delta LOD$  be the change in LOD.

$$\begin{aligned} LOD &= \frac{2\pi}{\Omega_E} , \\ LOD \left( 1 + \frac{\delta LOD}{LOD} \right) &= \frac{2\pi}{\Omega_E (1 + \delta \Omega_E / \Omega_E)} \cong LOD \left( 1 - \frac{\delta \Omega_E}{\Omega_E} \right) , \\ \delta LOD &\cong -\frac{2\pi}{\Omega_E} \frac{\delta \Omega_E}{\Omega_E} \cong -3.14 \times 10^{-6} \text{ s/year} \cong -0.3 \text{ ms cy}^{-1} . \end{aligned} \quad (3.4.5)$$

This result predicts that the Earth's time-retarded transverse gravitational field, with  $v_k=19v_{Eq}$ , causes the LOD to decrease by numerically  $-0.3 \text{ ms cy}^{-1}$ . Tidal braking of the Earth's spin is expected to increase the LOD by  $+2.3 \text{ ms cy}^{-1}$ , but the observed average increase over the past 2700 years is only  $+1.70 \text{ ms cy}^{-1}$ . Something is counteracting the effect of tidal braking by  $-0.6 \text{ ms cy}^{-1}$ . That something probably is a 50%-50% combination of the effect of the Earth's time-retarded transverse gravitational field and post-glacial rebound.

### 3.5 Contributions of Time-Retarded Orbital Slowing and Post-Glacial Rebound

The actual average annual change in the radius of the Moon's orbit has been measured using lunar laser ranging.<sup>(3)</sup> Let  $\delta rEM_{obs}$  be the measured value for the Earth-to-Moon distance. Then

$$\delta rEM_{obs} = 38 \text{ mm/year} . \quad (3.5.1)$$

The corresponding increase in the Moon's orbital speed is

$$\delta vM_{obs} = \frac{vM_p}{2} \frac{\delta rEM_{obs}}{rM_p} = +55.2 \times 10^{-9} \text{ m/s per year} , \quad (3.5.2)$$

which changes the Earth's angular speed by

$$\delta\Omega_E = -\Omega_E \left( \frac{\delta r_{EM_{obs}}}{rM_p} + \frac{\delta v_{M_{obs}}}{vM_p} \right) = -11.6 \times 10^{-15} \text{ rad/s per year} , \quad (3.5.3)$$

and causes an increase in the LOD of

$$\delta LOD = -\frac{2\pi}{\Omega_E} \frac{\delta\Omega_E}{\Omega_E} = -13.7 \times 10^{-6} \text{ s/year} \cong 1.4 \text{ ms cy}^{-1} . \quad (3.5.4)$$

But the observed average change in the LOD is  $1.70 \text{ ms cy}^{-1}$ . There is a hidden effect that decreases the orbital speed and causes an increase in the LOD of  $1.7-1.4=0.3 \text{ ms cy}^{-1}$ . If  $v_k=19v_{Eq}$ , the Earth's time-retarded gravitational field causes a change in the LOD of (cf. Eq. (3.4.5))

$$\delta LOD \cong -0.3 \text{ ms cy}^{-1} . \quad (3.5.5)$$

Post-glacial rebound causes a change in the Earth's oblateness, which causes a change in the Earth's moment of inertia, but post-glacial rebound does not cause a change in the Moon's orbital speed or its orbital radius.

The conclusion is that the total non-tidal change in the LOD of  $-0.6 \text{ ms cy}^{-1}$  consists of about  $-0.3 \text{ ms cy}^{-1}$  (50%) caused by the Earth's time-retarded transverse gravitational field (with  $v_k=19v_{Eq}$ ) and about  $-0.3 \text{ ms cy}^{-1}$  (50%) caused by post-glacial rebound.

## CONCLUSIONS AND RECOMMENDATIONS

It has been shown herein that the neoclassical time-retarded transverse gravitational field theory produces a non-tidal change in the length-of-day that agrees with the facts-of-observation. No other known theory can make this claim. The induction speed  $v_k$  is required to be approximately  $19v_{Eq}$ . The total non-tidal change appears to be about 50% from orbital slowing caused by the time-retarded transverse field, and about 50% from post-glacial rebound (which does not change the orbital speed). However, the time-retarded theory hinges on the characteristic induction speed. A value for  $v_k$  of about 19 times  $v_{Eq}$  is plausible, but it is desirable to look for other independent confirmations of the numerical values for  $v_k$ . For example, it may be possible to explain the small observed change of about two weeks in the period of Halley's comet.<sup>(5)</sup> There may be other small unexplained effects if we look for them.

The basic design for a ground-based instrument for detecting the Earth's time-retarded transverse gravitational field has been proposed.<sup>(6)</sup> If such an instrument were to be built, the correct values for the induction speed could become well established. Then there would be no question about the validity of the time-retarded theory.

## ACKNOWLEDGMENTS

I thank Patrick L. Ivers for reviewing the manuscript and suggesting improvements.

## APPENDIX A: VARIOUS NUMERICAL VALUES

The following numerical values were gleaned from several sources, mostly handbooks.

$G = 6.6732 \times 10^{-11} \frac{\text{m}^3}{\text{kg} \cdot \text{s}^2}$	Gravity constant
$c = 2.997925 \times 10^8 \text{ m/s}$	Vacuum speed of light
$\Omega_E = 7.292115 \times 10^{-5} \text{ rad/s}$	Earth's sidereal angular speed
$M_E = (5.9761 \pm 0.004) \times 10^{24} \text{ kg}$	Earth's total mass
$r_e = 6\,378\,170 \pm 20 \text{ m}$	Earth's equatorial radius
$I_{33} = (8.0413 \pm 0.0085) \times 10^{37} \text{ kg} \cdot \text{m}^2$	Earth's polar moment of inertia
$I_{11} = (8.0150 \pm 0.0085) \times 10^{37} \text{ kg} \cdot \text{m}^2$	Earth's equatorial moment of inertia

Other computed values, where  $r_p$  is the Earth's polar radius, are as follows.

$r_e = (r_e^2 r_p)^{\frac{1}{3}} = 6\,371\,034 \pm 21 \text{ m}$	Earth's equivalent spherical radius
$v_{Eq} \equiv r_e \Omega_E = 464.58 \text{ m/s}$	Earth's equatorial surface speed
$V_E = (1.08322 \pm 0.00001) \times 10^{21} \text{ m}^3$	Earth's volume
$\bar{\rho}_E = (5.517 \pm 0.004) \times 10^3 \text{ kg/m}^3$	Earth's mean mass-density
$\rho_{E_{surf}} = 2.2 \times 10^3 \text{ kg/m}^3$	Earth's surface mass-density
$I_E = \frac{2}{3} I_{11} + \frac{1}{3} I_{33}$ $= (8.0238 \pm 0.0085) \times 10^{37} \text{ kg} \cdot \text{m}^2$	Earth's spherical moment of inertia

The formula for the Earth's radial mass-density distribution can be found in Appendix D of ref. (1).

$$\begin{aligned}
 r_{ic} &= 1230 \times 10^3, & \rho_{ic} &= 13 \times 10^3, \\
 r_{oc} &= 3486 \times 10^3, \\
 \rho_{oc} &= 12 \times 10^3 + 2.0 \times 10^3 \frac{(r_{ic} - r_E)}{(r_{oc} - r_{ic})} - 0.6 \times 10^3 \frac{(r_{ic} - r_E)^2}{(r_{oc} - r_{ic})^2}, \\
 r_{man} &= 6321 \times 10^3, \\
 \rho_{man} &= 5.75 \times 10^3 + 0.4 \times 10^3 \frac{(r_{oc} - r_E)}{(r_{man} - r_{oc})} - 2.05 \times 10^3 \frac{(r_{oc} - r_E)^2}{(r_{man} - r_{oc})^2}, \\
 r_{cst} &= r_E = 6378 \times 10^3,
 \end{aligned}$$



$$\rho_{\text{cst}} = 3.3 \times 10^3 + 0.6 \times 10^3 \frac{(r_{\text{man}} - r_{\text{E}})}{(r_{\text{cst}} - r_{\text{man}})} - 0.5 \times 10^3 \frac{(r_{\text{man}} - r_{\text{E}})^2}{(r_{\text{cst}} - r_{\text{man}})^2} ,$$

$$\rho_{\text{E}}(r_{\text{E}}) = \text{if}(r_{\text{E}} < r_{\text{ic}}, \rho_{\text{ic}}, \text{if}(r_{\text{E}} < r_{\text{oc}}, \rho_{\text{oc}}, \text{if}(r_{\text{E}} < r_{\text{man}}, \rho_{\text{man}}, \rho_{\text{cst}}))) .$$

## APPENDIX B: NUMERICAL VALUES FOR THE MOON

The following numerical values can be found in the article "Moon" in the Wikipedia Encyclopedia.<sup>(3)</sup>

Physical characteristics of the Moon.

$r_{\text{M}} = 1737.10 \text{ km}$	Moon's mean radius
$V_{\text{M}} = 2.1958 \times 10^{19} \text{ m}^3$	Moon's volume
$M_{\text{M}} = 7.3477 \times 10^{22} \text{ kg}$	Moon's mass
$\bar{\rho}_{\text{M}} = 3.3464 \times 10^3 \text{ kg/m}^3$	Moon's mean mass-density

Calculated values for the Moon are as follows.

$\rho_{\text{M}_{\text{ctr}}} = 5.067 \times 10^3 \text{ kg/m}^3$	Moon's density at the center
$\rho_{\text{M}_{\text{surf}}} \cong \rho_{\text{E}_{\text{surf}}} = 2.2 \times 10^3 \text{ kg/m}^3$	Moon's density at the surface

The formula for the radial mass-density distribution for the Moon,  $\rho_{\text{M}}(r_{\text{M}})$ , can be found by using the total mass, mean density, and the quadratic approximation. Then  $\rho_{\text{M}}(r_{\text{M}})$  can be used to estimate the Moon's spin moment of inertia.

$$\rho_{\text{M}}(r_{\text{M}}) = \rho_{\text{M}_{\text{ctr}}} + (\rho_{\text{M}_{\text{surf}}} - \rho_{\text{M}_{\text{ctr}}}) (r_{\text{M}}/r_{\text{M}})^2 \quad \text{Moon's radial density distribution}$$

$$I_{\text{M}} = \frac{8\pi}{3} \bar{\rho}_{\text{M}} r_{\text{M}}^5 \int_0^{r_{\text{M}}} \frac{\rho_{\text{M}}(r_{\text{M}})}{\bar{\rho}_{\text{M}}} \frac{r_{\text{M}}^4}{r_{\text{M}}^5} dr_{\text{M}}$$

$$= 8.0012 \times 10^{34} \text{ kg} \cdot \text{m}^2 \quad \text{Moon's spin moment of inertia}$$

## APPENDIX C: ORBITAL VALUES FOR THE EARTH-MOON SYSTEM

The following numerical values for the Moon's orbit were found in the article "Moon" in the Wikipedia Encyclopedia.<sup>(3)</sup>

$r_{\text{p}} = 363104 \times 10^3 \text{ m}$	Radial distance at perigee
$r_{\text{a}} = 405696 \times 10^3 \text{ m}$	Radial distance at apogee
$\epsilon = 0.0549$	Eccentricity
$P_{\text{sid}} = 27.321582 \text{ days}$	Sidereal orbital period
$P_{\text{sol}} = 29.530589 \text{ days}$	Solar orbital period
$\alpha_{\text{Eq}} = \frac{18.29^\circ + 28.58^\circ}{2} = 23.43^\circ$	Average inclination to Earth's equator
$\delta r_{\text{EM}_{\text{obs}}} = +38 \times 10^{-3} \text{ m/year}$	Measured change in radial distance (lunar laser ranging)

## REFERENCES

1. J. C. Hafele, "Effect of the Earth's Time-Retarded Transverse Gravitational Field on Spacecraft Flybys", arXiv:0904.0382v3 [physics.gen-ph] 28Feb2011.
2. Martin C. Gutzwiller, "Earth-Moon-Sun: The oldest three-body problem", Rev. Mod. Phys. **70**, 589-639(1998), ([http://rmp.aps.org/abstract/RMP/v70/i2/p589\\_1](http://rmp.aps.org/abstract/RMP/v70/i2/p589_1)).
3. Wikipedia article "Moon", <http://en.wikipedia.org/wiki/Moon>.
4. F. R. Stephenson and L. V. Morrison, "Long-term fluctuations in the Earth's rotation: 700 BC to AD 1990", Phil. Trans. R. Soc. Lond. A (1995) **351**, 165-202.
5. C. Lämmerzahl, O. Preuss, and H. Dittus, "Is the physics within the Solar system really understood?", arXiv:gr-qc/0604052v1 11Apr2006.
6. J. C. Hafele, "Instrument for Measuring the Earth's Time-Retarded Transverse Gravitational Vector Potential", arXiv:1009.3843v1 [physics.gen-ph] 20Sep2010.