

Effect of the Earth's Time-Retarded Transverse Gravitational Field on the Motion of the Moon

J. C. Hafele¹

The effect of the Earth's time-retarded transverse gravitational field (arXiv:0904.0383v3 [physics.gen-ph] 28Feb2011) at the Moon is found herein to slightly slow the Moon's orbital speed. By conservation of total angular momentum, the slowing of the Moon's orbital speed causes a small increase in the Earth's spin angular speed, which is equivalent to a small decrease in the length-of-day (LOD). Records of eclipses over the past 2700 years show that the average LOD has been increasing by 1.7 milliseconds per century (ms cy^{-1}). But tidal-braking causes an increase of 2.3 ms cy^{-1} , so that there is a non-tidal decrease of 0.6 ms cy^{-1} . If the induction speed for the time-retarded theory is set equal to 10 times the Earth's equatorial surface speed, the predicted change in the LOD is -0.6 ms cy^{-1} , in exact agreement with the observed non-tidal decrease in the LOD.

Key Words: time-retarded gravity; transverse gravity; speed of gravity; lunar theory; tidal drag; post-glacial rebound.

1. INTRODUCTION

The theory for the time-retarded transverse gravitational field of a spinning sphere has been used to explain exactly the anomalous speed changes observed by NASA scientists for six Earth flybys.⁽¹⁾ The objective of this report is to estimate the effects of the Earth's time-retarded transverse gravitational field on the motion of the Moon, and compare the results with the known properties of the Moon's motion.

Modern lunar theory is very complicated. M. T. Gutzwiller describes the lunar theory used for the Apollo program in the following manner.⁽²⁾

In using this list [a polynomial expansion], however, the computer was expected to multiply each coefficient with its appropriate trigonometric function, and then add up all the products. There are 985 terms from the solar perturbation and 642 additional terms for the planetary perturbations, where all the latter are smaller than 1 arcsecond. This "Improved Lunar Ephemeris" became the basis for the Apollo program.

Physical and orbital data for the Moon, recorded over several millennia, are known with incredible precision, for many items to six or more significant digits.⁽³⁾ For example, the sidereal period is known to be 27.321582 days. An eccentricity of 0.0549 makes the Moon move visibly closer and farther in its orbit. There is an 8.85 year cycle in the perigee, and an 18.6 year cycle in the ascending node.

1. 618 S. 24th St., Laramie, WY 82070, USA, e-mail: cahafele@bresnan.net

A remarkable study,⁽⁴⁾ by F. R. Stephenson and L. V. Morrison, of records of eclipses during the past 2,700 years concludes that the length of the solar day, LOD, which depends on the Earth's spin, has four components (the notation ms cy⁻¹ stands for milliseconds per century):

- (1) The average LOD has been increasing at the rate of $+1.70 \pm 0.05$ ms cy⁻¹.
- (2) Tidal braking of the Earth's spin causes an increase in the LOD of $+2.3 \pm 0.1$ ms cy⁻¹.
- (3) A non-tidal effect of uncertain origin causes a decrease in the LOD, numerically -0.6 ± 0.1 ms cy⁻¹ ($+2.3 - 0.6 = +1.7$).
- (4) There is a long-term oscillation in the LOD with an amplitude of 4 ms and a period of 1500 years.

Stephenson and Morrison suggest that the non-tidal effect (component (3)) may be due to post-glacial rebound, and that the long-term oscillation (component (4)) may originate in core-mantle coupling. We will find that some, or possibly most, of the non-tidal effect may be caused by the Earth's time-retarded transverse gravitational field.

In section 2, to get a first approximation, the Earth and Moon are treated as an isolated binary system. The resulting binary period is 28.1 days (sidereal). Compare this with the observed period of 27.3 days (sidereal).

In section 3, effects of time retardation are estimated by treating the Earth's time-retarded field as a perturbation on the isolated binary system. Needed formulas for the transverse and induction fields are taken from ref. (1). The calculated speed change depends on the induction speed. If the induction speed is set equal to 10 times the Earth's equatorial surface speed, the calculated value for the change in the LOD is -0.6 ms cy⁻¹, in exact agreement with the observed non-tidal change found by Stephenson and Morrison.

It appears that some, if not all, of the non-tidal decrease in the LOD can be explained as being due to the Earth's time-retarded transverse gravitational field.

2. EARTH AND MOON AS AN ISOLATED BINARY SYSTEM

A reasonably valid first approximation for the relative effects of time retardation can be found by starting with an isolated two-body approximation and then by treating the time-retarded field as a perturbation. This method has two steps: (1) solve the Newtonian problem for the orbital motion of two spheres regarded as an isolated binary system, and (2) find the perturbation effects of the time-retarded field of the primary sphere.

2.1 Parameters and Elliptical Orbits for an Earth-Moon Binary System

Let (x,y,z) be a nonrotating barycentric frame of reference, and let the (x,y) plane coincide with the Earth-Moon orbital plane, as depicted in Fig. 1. The center-of-mass coincides with the origin for

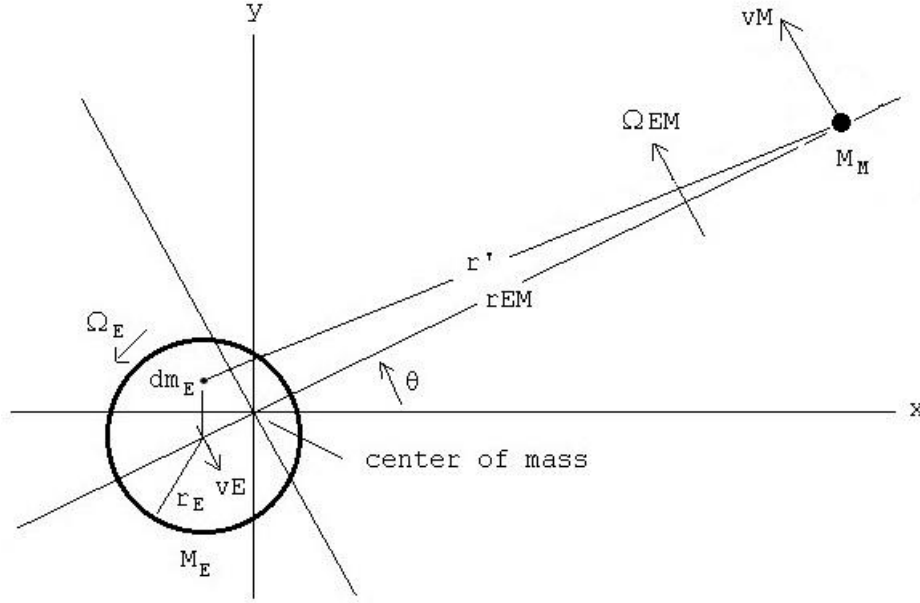


Figure 1. Schematic for the Earth and Moon depicted as a simple isolated binary system (not to scale). The orbital plane coincides with the (x,y) plane of a nonrotating barycentric (x,y,z) frame of reference. The Earth and Moon orbit around the center-of-mass at the origin. The Earth's mass, radius, and spin angular speed are designated by M_E , r_E , and Ω_E . The Moon is depicted as a point mass of mass M_M . The distance from the center of the Earth to the center of the Moon is designated by r_{EM} . The angle from the x -axis to r_{EM} is designated as θ . The Earth's orbital speed is designated by v_E . The Moon's orbital speed is designated by v_M . The Earth-Moon orbital angular speed is designated by Ω_{EM} . The elemental point-mass inside the Earth at (r_E, λ_E, ϕ_E) is designated by dm_E . The time-retarded distance from dm_E to M_M is designated by r' .

this reference frame. (The Earth's spin axis is tilted to the orbital plane.)

Let the Earth be simulated by a rigid isotropic sphere of mass M_E , radius r_E , spin angular speed Ω_E , spin moment of inertia I_E , and radial mass-density distribution ρ_E . Numerical values for the Earth are listed in Appendix A.

Let the Moon be simulated by a point mass of mass M_M . Numerical values for the Moon are listed in Appendix B.

Numerical values for M_E , M_M , and the ratios $M_E/(M_E+M_M)$, $M_M/(M_E+M_M)$, and M_E/M_M , are

$$\begin{aligned} M_E &= 5.9761 \times 10^{24} \text{ kg} , & \frac{M_E}{M_E + M_M} &= 0.9879 , \\ M_M &= 7.3477 \times 10^{22} \text{ kg} , & \frac{M_M}{M_E + M_M} &= 0.0121 , \\ \frac{M_E}{M_M} &= 81.3329 . \end{aligned} \tag{2.1.1}$$

The Moon and Earth revolve around the center-of-mass in similar confocal elliptical orbits. Let $r_{EM}(\theta)$ be the radial distance from the

center of the Earth to the center of the Moon, and let r_a and r_p be the value for r_{EM} at apogee ($\theta=\pm\pi$) and at perigee ($\theta=0$). Let ε be the eccentricity for the ellipses. Numerical values for the orbital characteristics are listed in Appendix C.

$$\begin{aligned} r_{EM}(\theta) &= \frac{r_p(1 + \varepsilon)}{1 + \varepsilon \cos(\theta)} , & \frac{dr_{EM}}{d\theta} &= \frac{r_{EM}(\theta)^2}{r_p} \frac{\varepsilon}{1 + \varepsilon} \sin(\theta) , \\ \varepsilon &= \frac{r_a - r_p}{r_a + r_p} = 0.0554 , \\ r_a &= r_{EM}(\pm\pi) = 405696 \text{ km} = 63.6782 r_E , \\ r_p &= r_{EM}(0) = 363104 \text{ km} = 56.9929 r_E . \end{aligned} \quad (2.1.2)$$

Let $r_E(\theta)$ be the radial distance from the origin to the center of the Earth, and let r_{E_a} and r_{E_p} be the value for r_E at apogee and at perigee. Then

$$\begin{aligned} r_E(\theta) &= \frac{M_M}{M_E + M_M} r_{EM}(\theta) = 0.0121 r_{EM}(\theta) , \\ r_{E_a} &= \frac{M_M}{M_E + M_M} r_a = 0.7734 r_E , \\ r_{E_p} &= \frac{M_M}{M_E + M_M} r_p = 0.6922 r_E . \end{aligned} \quad (2.1.3)$$

Let $r_M(\theta)$ be the radial distance from the origin to the Moon, and let r_{M_a} and r_{M_p} be the value for r_M at apogee and at perigee. Then

$$\begin{aligned} r_M(\theta) &= \frac{M_E}{M_E + M_M} r_{EM}(\theta) = 0.9879 r_{EM}(\theta) , \\ r_{M_a} &= \frac{M_E}{M_E + M_M} r_a = 62.9048 r_E , \\ r_{M_p} &= \frac{M_E}{M_E + M_M} r_p = 56.3007 r_E . \end{aligned} \quad (2.1.4)$$

Let $\Omega_{EM}(\theta)$ be the angular rate for θ , $\Omega_{EM}(\theta) \equiv d\theta/dt$, and let Ω_{EM_a} and Ω_{EM_p} be the value for Ω_{EM} at apogee and at perigee. Let $v_E(\theta)$ be the Earth's orbital speed, and let v_{E_a} and v_{E_p} be the value for v_E at apogee and at perigee. Let $v_M(\theta)$ be the Moon's orbital speed, and let v_{M_a} and v_{M_p} be the value for v_M at apogee and at perigee. Then

$$\begin{aligned} v_E(\theta) &= \left(\left(\frac{dr_E}{d\theta} \right)^2 + r_E(\theta)^2 \right)^{\frac{1}{2}} \Omega_{EM}(\theta) , & v_M(\theta) &= \left(\left(\frac{dr_M}{d\theta} \right)^2 + r_M(\theta)^2 \right)^{\frac{1}{2}} \Omega_{EM}(\theta) , \\ v_{E_a} &= r_{E_a} \Omega_{EM_a} , & v_{M_a} &= r_{M_a} \Omega_{EM_a} , \\ v_{E_p} &= r_{E_p} \Omega_{EM_p} , & v_{M_p} &= r_{M_p} \Omega_{EM_p} . \end{aligned} \quad (2.1.5)$$

Notice that $(dr_E/d\theta)$ and $(dr_M/d\theta)$ equal zero at apogee and at perigee

(where \mathbf{v} is perpendicular to \mathbf{r} and $\sin(\theta)=0$).

2.2 Newton's Laws and Conservation of Angular Momentum.

Newton's third law states that the gravitational force of the Earth acting on the Moon, \mathbf{F}_{EM} , is equal and opposite to the gravitational force of the Moon acting on the Earth, \mathbf{F}_{ME} . By using Newton's inverse-square law for the gravitational field of an isotropic rigid sphere, the sum of \mathbf{F}_{EM} and \mathbf{F}_{ME} becomes

$$\mathbf{F}_{EM}(\theta) + \mathbf{F}_{ME}(\theta) = \left(\frac{GM_E}{r_{EM}(\theta)^2} \right) M_M + \left(\frac{GM_M}{r_{EM}(\theta)^2} \right) M_E = M_M \mathbf{g}_E(\theta) + M_E \mathbf{g}_M(\theta) = \mathbf{0} , \quad (2.2.1)$$

where $\mathbf{g}_E(\theta)$ is the gravitational field of the Earth at the Moon, and $\mathbf{g}_M(\theta)$ is the gravitational field of the Moon at the Earth. The straight line from the Earth's center to the Moon's center passes through the center-of-mass and the opposite focal points for each ellipse.

By Newton's second law for motion,

$$\begin{aligned} \mathbf{F}_{ME}(\theta) &= M_E \frac{d\mathbf{v}_E}{dt} = M_E \frac{d\mathbf{v}_E}{d\theta} \frac{d\theta}{dt} = M_E \Omega_{EM}(\theta) \frac{d\mathbf{v}_E}{d\theta} , \\ \mathbf{F}_{EM}(\theta) &= M_M \frac{d\mathbf{v}_M}{dt} = M_M \frac{d\mathbf{v}_M}{d\theta} \frac{d\theta}{dt} = M_M \Omega_{EM}(\theta) \frac{d\mathbf{v}_M}{d\theta} . \end{aligned} \quad (2.2.2)$$

The value for v_{E_p} , v_{E_a} , and for v_{M_p} , v_{M_a} , can be found by equating the geometrical (or centripetal) acceleration to the gravitational acceleration at perigee and at apogee (where \mathbf{v} is perpendicular to \mathbf{r}).

$$\begin{aligned} \frac{v_{E_p}^2}{r_{E_p}} &= \frac{GM_M}{r_p^2} \rightarrow v_{E_p} = \left(\frac{GM_M}{r_p^2} r_{E_p} \right)^{\frac{1}{2}} = 12.8068 \text{ m/s} , \\ \frac{v_{E_a}^2}{r_{E_a}} &= \frac{GM_M}{r_a^2} \rightarrow v_{E_a} = \left(\frac{GM_M}{r_a^2} r_{E_a} \right)^{\frac{1}{2}} = 12.1159 \text{ m/s} , \\ \frac{v_{M_p}^2}{r_{M_p}} &= \frac{GM_E}{r_p^2} \rightarrow v_{M_p} = \left(\frac{GM_E}{r_p^2} r_{M_p} \right)^{\frac{1}{2}} = 1041.6142 \text{ m/s} , \\ \frac{v_{M_a}^2}{r_{M_a}} &= \frac{GM_E}{r_a^2} \rightarrow v_{M_a} = \left(\frac{GM_E}{r_a^2} r_{M_a} \right)^{\frac{1}{2}} = 985.4216 \text{ m/s} . \end{aligned} \quad (2.2.3)$$

Let $IM(\theta)$ be the Moon's orbital moment of inertia, and let IM_p be the value for IM at perigee. Let $IE(\theta)$ be the Earth's orbital moment of inertia, and let IE_p be the value for IE at perigee. Then

$$\begin{aligned} IM(\theta) &= M_M r_{EM}(\theta)^2 , & IM_p &= M_M r_{M_p}^2 = 9.4536 \times 10^{39} \text{ kg} \cdot \text{m}^2 , \\ IE(\theta) &= M_E r_{EM}(\theta)^2 , & IE_p &= M_E r_{E_p}^2 = 2.6356 \times 10^{31} \text{ kg} \cdot \text{m}^2 . \end{aligned} \quad (2.2.4)$$

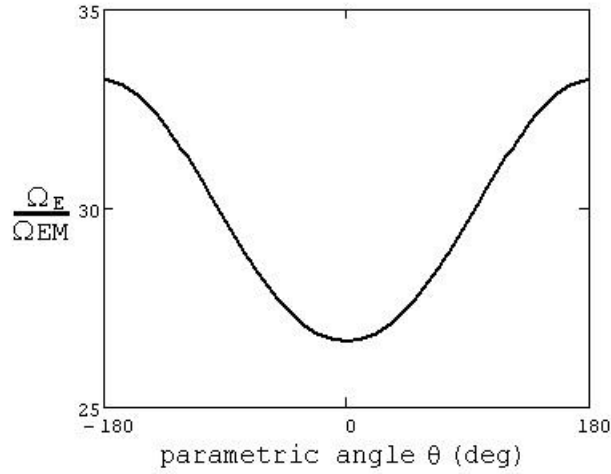


Figure 2. Variation in the ratio $\Omega_E/\Omega_{EM}(\theta)$ versus θ . The ratio ranges between 25.1114 at perigee and 31.3480 at apogee.

Compare these orbital moments with the spin moments of inertia.

$$\begin{aligned} I_M &= 8.0012 \times 10^{34} \text{ kg} \cdot \text{m}^2, \\ I_E &= 8.0238 \times 10^{37} \text{ kg} \cdot \text{m}^2. \end{aligned} \quad (2.2.5)$$

Let $LE(\theta)$ be the magnitude for Earth's orbital angular momentum, and let $LM(\theta)$ be the magnitude for the Moon's orbital angular momentum. Let $v_{E\perp}(\theta)$ be the component of $\mathbf{v}_E(\theta)$ that is perpendicular to $\mathbf{r}_E(\theta)$, and let $v_{M\perp}(\theta)$ be the component of $\mathbf{v}_M(\theta)$ that is perpendicular to $\mathbf{r}_M(\theta)$. Let L_p be the value for L at perigee. Then

$$\begin{aligned} LE(\theta) &= M_E v_{E\perp}(\theta) r_E(\theta) = IE(\theta) \Omega_{EM}(\theta), \\ LM(\theta) &= M_M v_{M\perp}(\theta) r_M(\theta) = IM(\theta) \Omega_{EM}(\theta), \\ L_p &= (IE_p + IM_p) \Omega_{EM_p} = (IE_p + IM_p) \frac{v_{M_p}}{r_{M_p}}. \end{aligned} \quad (2.2.6)$$

By conservation of angular momentum,

$$L_p = L(\theta) = (IM(\theta) + IE(\theta)) \Omega_{EM}(\theta) = (IM_p + IE_p) \frac{v_{M_p}}{r_{M_p}}. \quad (2.2.7)$$

Solving for $\Omega_{EM}(\theta)$ gives

$$\Omega_{EM}(\theta) = \left(\frac{IM_p + IE_p}{IM(\theta) + IE(\theta)} \right) \Omega_{EM_p} = \left(\frac{M_M r_{M_p}^2 + M_E r_{E_p}^2}{M_M r_M(\theta)^2 + M_E r_E(\theta)^2} \right) \frac{v_{M_p}}{r_{M_p}}. \quad (2.2.8)$$

A graph of Ω_E/Ω_{EM} versus θ , Fig. 2, shows a significant variation in this ratio. It ranges between 25.1114 at perigee and 31.3480 at

apogee.

2.3 Unperturbed Isolated Two-Body Earth-Moon Orbital Period

Let $\Delta t(\theta)$ be the time interval from perigee to θ . Choose the time for perigee to be zero, $t_p=0$. Then

$$\Delta t(\theta) = \int_{t_p}^{t(\theta)} dt = \int_0^\theta \frac{dt}{d\theta} d\theta = \int_0^\theta \frac{1}{\Omega_{EM}(\theta)} d\theta \quad . \quad (2.3.1)$$

Let P_{EM} be the calculated period, which is the calculated time it takes for θ to go from $-\pi$ through 0 to $+\pi$. Numerical integration gave the following value.

$$P_{EM} = -\Delta t(-\pi) + \Delta t(+\pi) = 2.4212 \times 10^6 \text{ s} \quad . \quad (2.3.2)$$

The current length of a solar day is 24.0000 hours (86400 seconds), but the length of a sidereal day is 23.9345 hours. The calculated sidereal period reduces to

$$P_{EM} = 28.1001 \text{ days (sidereal)} \quad . \quad (2.3.3)$$

Because the Moon presents the same face towards the Earth (tidally locked), for the approximation being used herein, the Moon's spin angular speed $\Omega_M=2\pi/P_{EM}$.

$$\Omega_M = \frac{2\pi}{P_{EM}} = \frac{\Omega_E}{28.1001} \quad . \quad (2.3.4)$$

Compare P_{EM} with the observed sidereal period and the observed solar period.

$$\begin{aligned} P_{sid} &\cong 27.3 \text{ days (sidereal)} \quad , \\ P_{sol} &\cong 29.5 \text{ days (solar)} \quad . \end{aligned} \quad (2.3.5)$$

This shows that the observed sidereal period is less than what the isolated binary period would be by about 0.8 days (about a 2% decrease), and the observed solar period is greater than what the isolated binary period would be by about 1.4 days (about a 5% increase). These differences in the period are caused primarily by the perturbing effects of the Sun.

3. EFFECTS OF THE EARTH'S TRANSVERSE GRAVITATIONAL FIELD

A rough first approximation for the effects of time retardation can be found by assuming that the Moon is a point-mass of mass M_M orbiting the Earth with an angular speed $\Omega_{EM}(\theta)$ with an average inclination to the Earth's equatorial plane α_{Eq} . The observed inclination varies between 18.29° and 28.58° .⁽³⁾ The average inclination $\alpha_{Eq}=23.43^\circ$. A diagram for the (X,Y,Z) frame of reference, Fig. 3, shows the projection of the

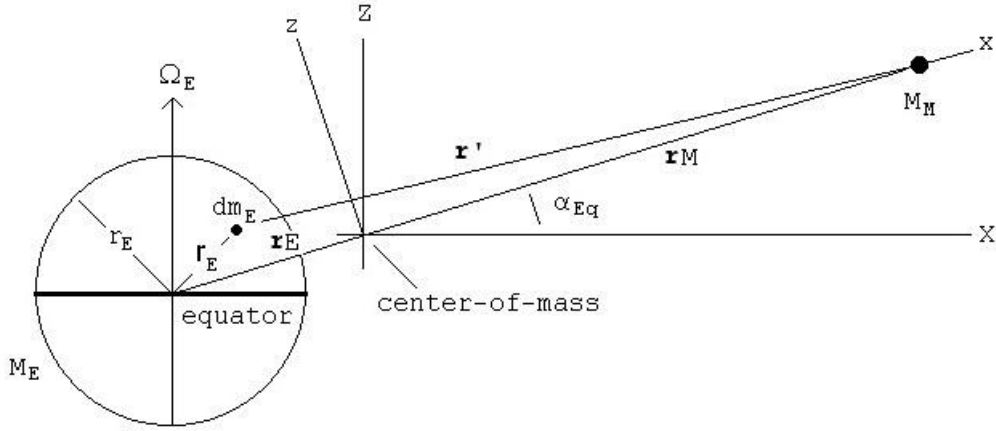


Figure 3. Diagram (not to scale) for an (X,Y,Z) barycentric reference frame showing the vectors \mathbf{r}' , \mathbf{r}_E , \mathbf{r}_M , and \mathbf{r}_E , the Earth's radius r_E , and its angular speed Ω_E . The inclination angle to the Earth's equatorial plane is designated as α_{Eq} . The Earth's equatorial plane is parallel with the (X,Y) plane. The orbital plane coincides with the (x,y) plane of the (x,y,z) reference frame. The diagram shows the Moon's latitude at perigee, $r_{Mp} + r_{Ep} = r_{EMp} = r_p$.

Moon's orbit onto the (X,Z) plane at perigee. The latitude, $\lambda_M(\theta)$, varies from $+\alpha_{Eq}$ at perigee to $-\alpha_{Eq}$ at apogee.

3.1 Earth's Time-Retarded Transverse Gravitational Field at the Moon

Equation (2.2.1) gives the connection between the force of the Earth acting on the Moon and the force of the Moon acting on the Earth. The connection between the Earth's gravitational field, $\mathbf{g}_E(\theta)$, and the Moon's gravitational field, $\mathbf{g}_M(\theta)$, can be found by solving Eq. (2.2.1) for $\mathbf{g}_M(\theta)$.

$$\mathbf{g}_M(\theta) = -\frac{M_M}{M_E} \mathbf{g}_E(\theta) . \quad (3.1.1)$$

If $\mathbf{g}_E(\theta)$ is known, then $\mathbf{g}_M(\theta)$ is also known.

Let \mathbf{e}_r , \mathbf{e}_λ , and \mathbf{e}_ϕ be a set of orthogonal unit vectors for the spherical system (r, λ, ϕ) , for which the origin is at the Earth's center and the $\lambda=0$ plane coincides with the equatorial plane.

Let \mathbf{g}_r be the radial component of \mathbf{g}_E , and let \mathbf{g}_e be the time-retarded transverse component of \mathbf{g}_E . (The subscript "e" suggests that the transverse component is positive if it is directed towards the east.) The vector fields \mathbf{g}_r and \mathbf{g}_e are orthogonal.

$$\mathbf{g}_r = g_r \mathbf{e}_r , \quad \mathbf{g}_e = g_e \mathbf{e}_\phi . \quad (3.1.2)$$

Here is a basic premise for the time-retarded theory: (1) the radial

gravitational field, \mathbf{g}_r , is not time-retarded, and (2) the transverse gravitational field, \mathbf{g}_e , is time-retarded.

For centuries the radial component, \mathbf{g}_r , has been derived from the gradient of a scalar potential. But the transverse field, \mathbf{g}_e , is a solenoidal or vortex field, which means it cannot be derived from the gradient of a scalar potential. It can be derived from the curl of a vector potential. However, there is no need to start with the vector potential if one starts by working directly with the vector acceleration fields.

Derivation of the formula for g_e is quite long and somewhat complicated, but it is entirely straightforward. The derivation will not be repeated here. The following formula for g_e is taken from ref. (1). If $c_g=c$,

$$g_e(\theta) = -G \frac{I_E}{r_E^4} \frac{v_{Eq}}{c} \frac{\Omega_{EM}(\theta) - \Omega_E}{\Omega_E} \cos^2(\lambda M(\theta)) PS(r_{EM}(\theta)) , \quad (3.1.3)$$

where the power series is defined by

$$PS(r) = \left(\frac{r_E}{r} \right)^3 \left(C_0 + C_2 \left(\frac{r_E}{r} \right)^2 + C_4 \left(\frac{r_E}{r} \right)^4 + C_6 \left(\frac{r_E}{r} \right)^6 \right) , \quad (3.1.4)$$

and values for the coefficients are

$$\begin{aligned} C_0 &= 0.50889 , & C_2 &= 0.13931 , \\ C_4 &= 0.01013 , & C_6 &= 0.14671 . \end{aligned} \quad (3.1.5)$$

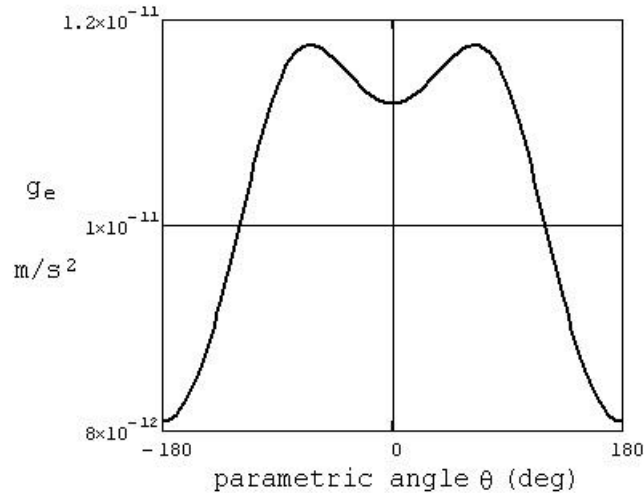


Figure 4. Earth's time-retarded transverse gravitational field at the Moon, $g_e(\theta)$ versus θ .

The geocentric latitude for the Moon, $\lambda_M(\theta)$, reduces to

$$\lambda_M(\theta) = \tan^{-1} \left(\tan(\alpha_{Eq}) \cos(\theta) \right) . \quad (3.1.6)$$

The formula for $\Omega_{EM}(\theta)$, given by Eq. (2.2.7), is

$$\Omega_{EM}(\theta) = \left(\frac{M_M r_{M_p}^2 + M_E r_{E_p}^2}{M_M r_{M(\theta)}^2 + M_E r_{E(\theta)}^2} \right) \frac{v_{M_p}}{r_{M_p}} . \quad (3.1.7)$$

The formulas for $r_{EM}(\theta)$ and its derivative, given by Eq. (2.2.1), are

$$r_{EM}(\theta) = \frac{r_p(1 + \varepsilon)}{1 + \varepsilon \cos(\theta)} , \quad \frac{dr_{EM}}{d\theta} = \frac{r_{EM}(\theta)^2}{r_p} \frac{\varepsilon}{1 + \varepsilon} \sin(\theta) . \quad (3.1.8)$$

A graph of $g_e(\theta)$ versus θ , Fig. 4, shows that the magnitude is on the order of 10^{-11} m/s² with a significant variation.

3.2 Earth's Transverse Induction Field at the Moon

The fundamental hypothesis for the time retarded theory states that the time dependence of the transverse gravitational field generates an induction field, designated F_λ , which is proportional to the time

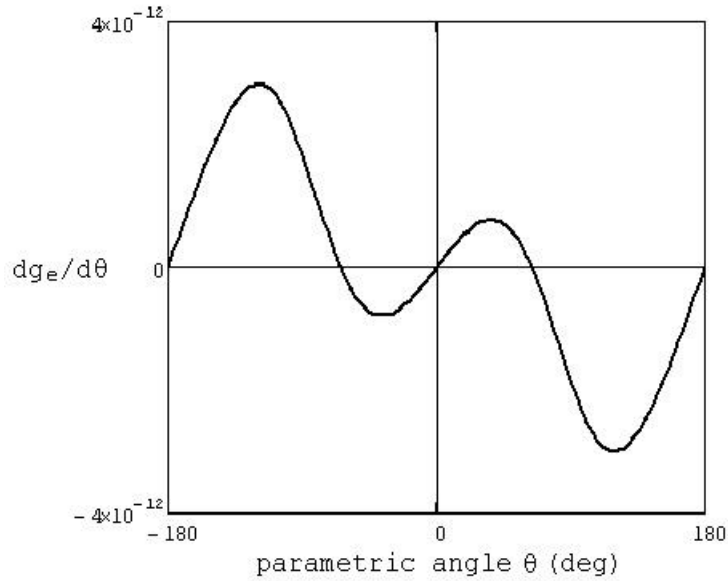


Figure 5. Derivative of the Earth's time-retarded transverse gravitational field at the Moon, $dg_e/d\theta$ versus θ , found by using numerical differentiation.

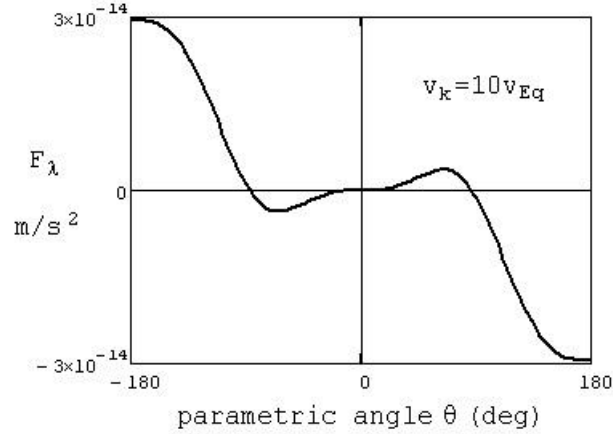


Figure 6. Earth's induction field at the Moon, $F_\lambda(\theta)$ versus θ , with $v_k=10v_{Eq}$, found by using numerical integration.

derivative of the transverse field. The following formula for F_λ is taken from ref. (1).

$$F_\lambda(\theta) = \pm \frac{v_{Eq}}{v_k} \frac{r_E}{r_{EM}(\theta)} \int_0^\theta \frac{r_{EM}(\theta)}{r_E} \frac{\Omega_{EM}(\theta)}{\Omega_E} \frac{1}{r_E} \frac{dr_{EM}}{d\theta} \frac{dg_e}{d\theta} d\theta, \quad (3.2.1)$$

where v_k is the characteristic induction speed. The choice of sign (+ or -) to be assigned to F_λ depends on the sign to be assigned to v_k .

A graph of the derivative $dg_e/d\theta$, the last factor in the integrand for F_λ , is shown in Fig. 5.

Notice that F_λ is inversely proportional to v_k . The exact numerical value for v_k is unknown. An order of magnitude estimate for v_k , based on the speed change observed by NASA scientists for Earth flybys, is $v_k \approx 5v_{Eq}$, providing $1 < \varepsilon < 6$, where ε is the eccentricity for the flyby trajectory. But ε for the Moon's orbit is only about 0.05. There is reason to expect $|v_k|$ to increase as ε decreases. Therefore, let's proceed by assuming that $v_k=10v_{Eq}$.

A graph of the induction field $F_\lambda(\theta)$, found by using numerical integration, with $v_k=10v_{Eq}$, is shown in Fig. 6.

3.3 Speed Change Caused by the Earth's Transverse Induction Field

The following formula, taken from ref. (1), gives the speed change $\delta v(\theta)$ caused by the induction field $F_\lambda(\theta)$ during the angular interval from 0 to θ .

$$\delta v(\theta) = \frac{vM_a}{2} \int_0^\theta \frac{r_{EM_\lambda}(\theta)F_\lambda(\theta)}{vM_a^2} \frac{d\lambda M}{d\theta} d\theta, \quad (3.3.1)$$

where $rEM_\lambda(\theta)$ is the λ -component of $rEM(\theta)$,

$$rEM_\lambda(\theta) = rEM(\theta) \cos(\theta) . \quad (3.3.2)$$

The derivative $d\lambda M/d\theta$ can be found by using numerical differentiation.

The total speed change during one period is the sum of δv_{in} and δv_{out} , where δv_{in} is δv for the angular interval from $-\pi$ to 0, and δv_{out} is δv for the angular interval from 0 to π . Let δv_{trt} be the total speed change. Then, with $v_k=10v_{Eq}$,

$$\begin{aligned} \delta v_{in} &= -\frac{vM_a}{2} \int_0^{-\pi} \frac{rEM_\lambda(\theta)F_\lambda(\theta)}{vM_a^2} \frac{d\lambda M}{d\theta} d\theta = -9.20 \times 10^{-10} \text{ m/s} , \\ \delta v_{out} &= \frac{vM_a}{2} \int_0^{\pi} \frac{rEM_\lambda(\theta)F_\lambda(\theta)}{vM_a^2} \frac{d\lambda M}{d\theta} d\theta = -9.20 \times 10^{-10} \text{ m/s} , \\ \delta v_{trt} &= \delta v_{in} + \delta v_{out} = -1.84 \times 10^{-9} \text{ m/s per revolution} . \end{aligned} \quad (3.3.3)$$

The change in orbital speed during one year is δv_{trt} times the number of revolutions in a year.

$$(\delta v_{trt})(\text{rev/yr}) = (\delta v_{trt})(365.25/28.1) = -2.39 \times 10^{-8} \text{ m/s per year} . \quad (3.3.4)$$

With $v_k=10v_{Eq}$, the Moon's orbital speed is predicted to change by about -24 nanometers per second per year.

3.4 Change in the Earth's Spin Angular Speed and the Length-of-Day

A decrease in the Moon's orbital speed will cause a corresponding decrease in the radius of its orbit. The connection between orbital speed and orbital radius is the geometrical (or centripetal) acceleration, v^2/r . Let $\delta v \ll v$ be the change in speed, and let $\delta r \ll r$ be the change in radius.

$$\begin{aligned} \frac{v^2}{r} &= \frac{v^2 (1 + \delta v/v)^2}{r (1 + \delta r/r)} \cong \frac{v^2}{r} \left(1 + 2 \frac{\delta v}{v} - \frac{\delta r}{r} \right) , \\ \delta rM &= 2rM_p \frac{\delta vM}{vM_p} . \end{aligned} \quad (3.4.1)$$

Substituting $vM_p=1041.6142 \text{ m/s}$ from Eq. (2.2.3), $rM_p=56.3007r_E$ from Eq. (2.1.4), and $\delta v_{trt}=-2.39 \times 10^{-8} \text{ m/s per year}$ from Eq. (3.3.4) for δvM , gives

$$\delta rM = -16 \times 10^{-3} \text{ m/year} . \quad (3.4.2)$$

This result predicts that the Earth's time-retarded transverse gravitational field, with $v_k=10v_{Eq}$, causes the Earth-to-Moon distance to decrease by about 16 mm per year.

By conservation of total angular momentum, a small decrease in the Moon's orbital angular momentum must give rise to a small increase in

the Earth's spin angular momentum, which results in a small decrease in the length-of-day.

The magnitude for the Moon's orbital angular momentum at perigee, LM_p , has been defined by Eq. (2.2.6). Let S_E be the magnitude for the Earth's spin angular momentum.

$$\begin{aligned} LM_p &= M_M r M_p v M_p , \\ S_E &= I_E \Omega_E . \end{aligned} \quad (3.4.3)$$

Let δLM_p be a small change in LM_p , and let δS_E be a correspondingly small change in S_E . Let $\delta \Omega_E$ be the resulting small change in Ω_E . Assume that the change in I_E , i.e., a redistribution of the Earth's mass, is negligible. Then,

$$\begin{aligned} LM_p \left(1 + \frac{\delta LM_p}{LM_p} \right) &= LM_p \left(1 + \frac{\delta r M_p}{r M_p} + \frac{\delta v M_p}{v M_p} \right) , \\ S_E \left(1 + \frac{\delta S_E}{S_E} \right) &= S_E \left(1 + \frac{\delta \Omega_E}{\Omega_E} \right) , \\ \delta \Omega_E &= -\Omega_E \left(\frac{\delta r M_p}{r M_p} + \frac{\delta v M_p}{v M_p} \right) = +5.02 \times 10^{-15} \text{ rad/s per year} . \end{aligned} \quad (3.4.4)$$

Let LOD be the length of day (sidereal or solar, there is not much difference), and let δLOD be the change in LOD.

$$\begin{aligned} LOD &= \frac{2\pi}{\Omega_E} , \\ LOD \left(1 + \frac{\delta LOD}{LOD} \right) &= \frac{2\pi}{\Omega_E (1 + \delta \Omega_E / \Omega_E)} \cong LOD \left(1 - \frac{\delta \Omega_E}{\Omega_E} \right) , \\ \delta LOD &\cong -\frac{2\pi}{\Omega_E} \frac{\delta \Omega_E}{\Omega_E} \cong -5.94 \times 10^{-6} \text{ s/year} \cong -0.6 \text{ ms cy}^{-1} . \end{aligned} \quad (3.4.5)$$

This result predicts that the Earth's time-retarded transverse gravitational field, with $v_k = 10v_{Eq}$, causes the LOD to decrease by numerically -0.6 ms cy^{-1} . Tidal braking of the Earth's spin is expected to increase the LOD by $+2.3 \text{ ms cy}^{-1}$, but the observed average increase over the past 2700 years is only $+1.70 \text{ ms cy}^{-1}$. Something is counteracting the effect of tidal braking by -0.6 ms cy^{-1} . That something may be post-glacial rebound, as suggested by Stephenson and Morrison, or it may be caused by the Earth's time-retarded transverse gravitational field. Possibly it is a combination of both.

CONCLUSIONS AND RECOMMENDATIONS

It has been shown herein that the neoclassical time-retarded transverse gravitational field theory produces a non-tidal change in the length-of-day that agrees exactly with the facts-of-observation, providing the induction speed v_k is approximately $10v_{Eq}$. If, however, v_k

equals say $20v_{Eq}$, the predicted non-tidal change would be only half of the observed non-tidal change. Clearly, the time-retarded theory hinges on the characteristic induction speed. A value for v_k of about 10 to 20 times v_{Eq} is plausible, but it is desirable to look for independent confirmations of the numerical values for v_k . For example, it may be possible to explain the small observed change of about two weeks in the period of Halley's comet.⁽⁵⁾ There may be other small unexplained effects if we look for them.

The basic design for a ground-based instrument for detecting the Earth's time-retarded transverse gravitational field has been proposed.⁽⁶⁾ If such an instrument were to be built, the correct values for the induction speed could become well established. Then there would be no question about the validity of the time-retarded theory.

ACKNOWLEDGMENTS

I thank Patrick L. Ivers for reviewing the manuscript and suggesting improvements.

APPENDIX A: VARIOUS NUMERICAL VALUES

The following numerical values were gleaned from several sources, mostly handbooks.

$G = 6.6732 \times 10^{-11} \frac{\text{m}^3}{\text{kg} \cdot \text{s}^2}$	Gravity constant
$c = 2.997925 \times 10^8 \text{ m/s}$	Vacuum speed of light
$\Omega_E = 7.292115 \times 10^{-5} \text{ rad/s}$	Earth's sidereal angular speed
$M_E = (5.9761 \pm 0.004) \times 10^{24} \text{ kg}$	Earth's total mass
$r_e = 6\,378\,170 \pm 20 \text{ m}$	Earth's equatorial radius
$I_{33} = (8.0413 \pm 0.0085) \times 10^{37} \text{ kg} \cdot \text{m}^2$	Earth's polar moment of inertia
$I_{11} = (8.0150 \pm 0.0085) \times 10^{37} \text{ kg} \cdot \text{m}^2$	Earth's equatorial moment of inertia

Other computed values, where r_p is the Earth's polar radius, are as follows.

$r_E = (r_e^2 r_p)^{\frac{1}{3}} = 6\,371\,034 \pm 21 \text{ m}$	Earth's equivalent spherical radius
$v_{Eq} \equiv r_e \Omega_E = 464.58 \text{ m/s}$	Earth's equatorial surface speed
$V_E = (1.08322 \pm 0.00001) \times 10^{21} \text{ m}^3$	Earth's volume
$\bar{\rho}_E = (5.517 \pm 0.004) \times 10^3 \text{ kg/m}^3$	Earth's mean mass-density
$\rho_{E_{\text{surf}}} = 2.2 \times 10^3 \text{ kg/m}^3$	Earth's surface mass-density
$I_E = \frac{2}{3} I_{11} + \frac{1}{3} I_{33}$ $= (8.0238 \pm 0.0085) \times 10^{37} \text{ kg} \cdot \text{m}^2$	Earth's spherical moment of inertia

The formula for the Earth's radial mass-density distribution can be found in Appendix D of ref. (1).

$$\begin{aligned}
 r_{ic} &= 1230 \times 10^3, & \rho_{ic} &= 13 \times 10^3, \\
 r_{oc} &= 3486 \times 10^3, \\
 \rho_{oc} &= 12 \times 10^3 + 2.0 \times 10^3 \frac{(r_{ic} - r_E)}{(r_{oc} - r_{ic})} - 0.6 \times 10^3 \frac{(r_{ic} - r_E)^2}{(r_{oc} - r_{ic})^2}, \\
 r_{man} &= 6321 \times 10^3, \\
 \rho_{man} &= 5.75 \times 10^3 + 0.4 \times 10^3 \frac{(r_{oc} - r_E)}{(r_{man} - r_{oc})} - 2.05 \times 10^3 \frac{(r_{oc} - r_E)^2}{(r_{man} - r_{oc})^2}, \\
 r_{cst} &= r_E = 6378 \times 10^3, \\
 \rho_{cst} &= 3.3 \times 10^3 + 0.6 \times 10^3 \frac{(r_{man} - r_E)}{(r_{cst} - r_{man})} - 0.5 \times 10^3 \frac{(r_{man} - r_E)^2}{(r_{cst} - r_{man})^2}, \\
 \rho_E(r_E) &= \text{if}(r_E < r_{ic}, \rho_{ic}, \text{if}(r_E < r_{oc}, \rho_{oc}, \text{if}(r_E < r_{man}, \rho_{man}, \rho_{cst}))) .
 \end{aligned}$$

APPENDIX B: NUMERICAL VALUES FOR THE MOON

The following numerical values can be found in the article "Moon" in the Wikipedia Encyclopedia.⁽³⁾

Physical characteristics of the Moon.

$r_M = 1737.10 \text{ km}$	Moon's mean radius
$V_M = 2.1958 \times 10^{19} \text{ m}^3$	Moon's volume
$M_M = 7.3477 \times 10^{22} \text{ kg}$	Moon's mass
$\bar{\rho}_M = 3.3464 \times 10^3 \text{ kg/m}^3$	Moon's mean mass-density

Calculated values for the Moon are as follows.

$\rho_{M_{ctr}} = 5.067 \times 10^3 \text{ kg/m}^3$	Moon's density at the center
$\rho_{M_{surf}} \cong \rho_{E_{surf}} = 2.2 \times 10^3 \text{ kg/m}^3$	Moon's density at the surface

The formula for the radial mass-density distribution for the Moon, $\rho_M(r_M)$, can be found by using the total mass, mean density, and the quadratic approximation. Then $\rho_M(r_M)$ can be used to estimate the Moon's spin moment of inertia.

$$\begin{aligned}
 \rho_M(r_M) &= \rho_{M_{ctr}} + (\rho_{M_{surf}} - \rho_{M_{ctr}}) (r_M/r_M)^2 && \text{Moon's radial density distribution} \\
 I_M &= \frac{8\pi}{3} \bar{\rho}_M r_M^5 \int_0^{r_M} \frac{\rho_M(r_M)}{\bar{\rho}_M} \frac{r_M^4}{r_M^5} dr_M \\
 &= 8.0012 \times 10^{34} \text{ kg} \cdot \text{m}^2 && \text{Moon's spin moment of inertia}
 \end{aligned}$$

APPENDIX C: ORBITAL VALUES FOR THE EARTH-MOON SYSTEM

The following numerical values for the Moon's orbit were found in the article "Moon" in the Wikipedia Encyclopedia.⁽³⁾

$r_p = 363104 \times 10^3 \text{ m}$	Radial distance at perigee
$r_a = 405696 \times 10^3 \text{ m}$	Radial distance at apogee
$\epsilon = 0.0549$	Eccentricity
$P_{\text{syd}} = 27.321582 \text{ days}$	Sidereal orbital period
$P_{\text{sol}} = 29.530589 \text{ days}$	Solar orbital period
$\alpha_{\text{Eq}} = \frac{18.29^\circ + 28.58^\circ}{2} = 23.43^\circ$	Average inclination to Earth's equator

REFERENCES

1. J. C. Hafele, "Effect of the Earth's Time-Retarded Transverse Gravitational Field on Spacecraft Flybys", arXiv:0904.0382v3 [physics.gen-ph] 28Feb2011.
2. Martin C. Gutzwiller, "Earth-Moon-Sun: The oldest three-body problem", Rev. Mod. Phys. **70**, 589-639(1998), (http://rmp.aps.org/abstract/RMP/v70/i2/p589_1).
3. Wikipedia article "Moon", <http://en.wikipedia.org/wiki/Moon>.
4. F. R. Stephenson and L. V. Morrison, "Long-term fluctuations in the Earth's rotation: 700 BC to AD 1990", Phil. Trans. R. Soc. Lond. A (1995) **351**, 165-202.
5. C. Lämmerzahl, O. Preuss, and H. Dittus, "Is the physics within the Solar system really understood?", arXiv:gr-qc/0604052v1 11Apr2006.
6. J. C. Hafele, "Instrument for Measuring the Earth's Time-Retarded Transverse Gravitational Vector Potential", arXiv:1009.3843v1 [physics.gen-ph] 20Sep2010.